

SECURITIES AND EXCHANGE COMMISSION

SEC FORM 17-C

CURRENT REPORT UNDER SECTION 17 OF THE SECURITIES REGULATION CODE AND SRC RULE 17.2(c) THEREUNDER


1. Date of Report (Date of earliest event reported)
Mar 16, 2017
2. SEC Identification Number
31171
3. BIR Tax Identification No.
000-168-801
4. Exact name of issuer as specified in its charter
PETRON CORPORATION
5. Province, country or other jurisdiction of incorporation
Philippines
6. Industry Classification Code(SEC Use Only)
7. Address of principal office
San Miguel Head Office Complex, 40 San Miguel Avenue, Mandaluyong City
Postal Code
1550
8. Issuer's telephone number, including area code
(63 2) 886-3888, 884-9200
9. Former name or former address, if changed since last report
N/A
10. Securities registered pursuant to Sections 8 and 12 of the SRC or Sections 4 and 8 of the RSA

Title of Each Class	Number of Shares of Common Stock Outstanding and Amount of Debt Outstanding
COMMON (PCOR)	9,375,104,497
PREFERRED SERIES 2A (PRF2A)	7,122,320
PREFERRED SERIES 2B (PRF2B)	2,877,680
PCOR SERIES A BONDS DUE 2021 (IN MILLIONS)	13,000
PCOR SERIES B BONDS DUE 2023 (IN MILLIONS)	7,000
TOTAL DEBT AS OF DEC 31, 2016 (IN MILLIONS-CONSO)	230,073

11. Indicate the item numbers reported herein

Item 9

The Exchange does not warrant and holds no responsibility for the veracity of the facts and representations contained in all corporate disclosures, including financial reports. All data contained herein are prepared and submitted by the disclosing party to the Exchange, and are disseminated solely for purposes of information. Any questions on the data contained herein should be addressed directly to the Corporate Information Officer of the disclosing party.



PETRON

**Petron Corporation
PCOR**

PSE Disclosure Form 4-30 - Material Information/Transactions
*References: SRC Rule 17 (SEC Form 17-C) and
Sections 4.1 and 4.4 of the Revised Disclosure Rules*

Subject of the Disclosure

Materials for the Investors' Briefing for 2016 Total Year Results of San Miguel Group

Background/Description of the Disclosure

Materials for the Investors' Briefing for 2016 Total Year Results of San Miguel Group

Other Relevant Information

Please see attached letter dated March 16, 2017.

Filed on behalf by:

Name	Jhoanna Jasmine Javier-Elacio
Designation	Legal Manager and Assistant Corporate Secretary



March 16, 2017

PHILIPPINE STOCK EXCHANGE, INC.

Disclosure Department
3rd Floor, Philippine Stock Exchange Center
Ayala Triangle, Ayala Avenue
Makati City

Attention: **Mr. Jose Valeriano B. Zuño III**
OIC, Head, Disclosure Department

PHILIPPINE DEALING & EXCHANGE CORP.

37th Floor, Tower 1, The Enterprise Center
6766 Ayala Avenue cor. Paseo de Roxas
Makati City

Attention: **Ms. Vina Vanessa S. Salonga**
Head – Issuer Compliance and Disclosure Department

Subject: **SMC Investors' Briefing for 2016 Total Year Results**

Gentlemen:

We are forwarding the materials that were distributed to the attendees at the Investors' Briefing of San Miguel Corporation ("SMC") this afternoon. The Company is among the subsidiaries of SMC reported.

Very truly yours,

A handwritten signature in black ink, appearing to read "JACruz".

JOEL ANGELO C. CRUZ
VP - General Counsel &
Corporate Secretary



**SAN MIGUEL
CORPORATION**

INVESTORS' BRIEFING

2016 TOTAL YEAR RESULTS

16 March 2017



**SAN MIGUEL
BREWERY INC.**



**San Miguel
Pure Foods**

Peso Fixed Rate Bond



SMC: AMOUNT = P20 BILLION

SERIES	TENOR	RATE
Series A	5 Years	4.8243%
Series B	7 Years	5.2840%
Series C	10 Years	5.7613%

LISTING DATE - March 1, 2017

Peso Fixed Rate Bond



PETRON: AMOUNT = P20 BILLION

SERIES	TENOR	RATE
Series A	5 Years	4.0032%
Series B	7 Years	4.5219%

LISTING DATE - October 27, 2016



SAN MIGUEL CORPORATION

FULL-YEAR 2016

IN MILLION PESOS	2016	2015	CHANGE
<i>Net Sales</i>	685,314	672,243	2%
<i>Income from Operations</i>	99,654	80,549	24%
<i>Net Income</i>	52,240	28,993	80%
<i>EBITDA</i>	130,875	110,208	19%



SAN MIGUEL BREWERY INC.

FULL-YEAR 2016

IN MILLION PESOS	2016	2015	CHANGE
<i>Net Sales</i>	97,160	82,374	18%
<i>Income from Operations</i>	27,188	22,631	20%
<i>Net Income</i>	17,658	13,518	31%



GINEBRA SAN MIGUEL INC.

FULL-YEAR 2016

IN MILLION PESOS	2016	2015	CHANGE
<i>Net Sales</i>	18,572	16,628	12%
<i>Income from Operations</i>	978	621	58%
<i>Net Income</i>	361	(386)	194%



SAN MIGUEL PURE FOODS COMPANY INC.

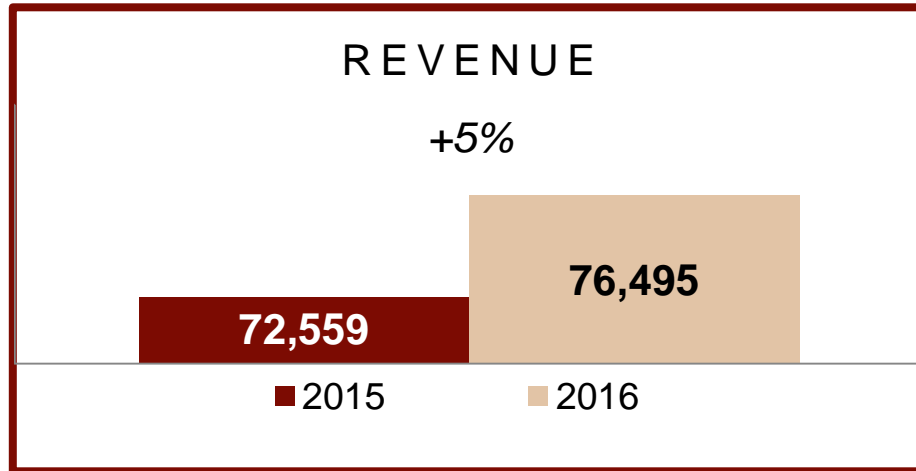
FULL-YEAR 2016

IN MILLION PESOS	2016	2015	CHANGE
<i>Net Sales</i>	111,586	106,860	4%
<i>Income from Operations</i>	8,931	7,644	17%
<i>Net Income</i>	5,976	4,752	26%

SAN MIGUEL PURE FOODS COMPANY INC.

Agro-Industrial

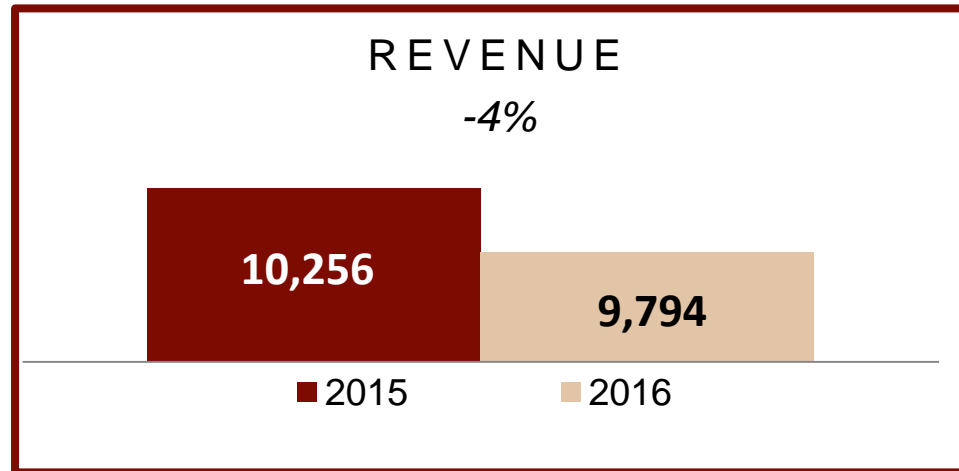
IN MILLION PESOS



SAN MIGUEL PURE FOODS COMPANY INC.

Milling

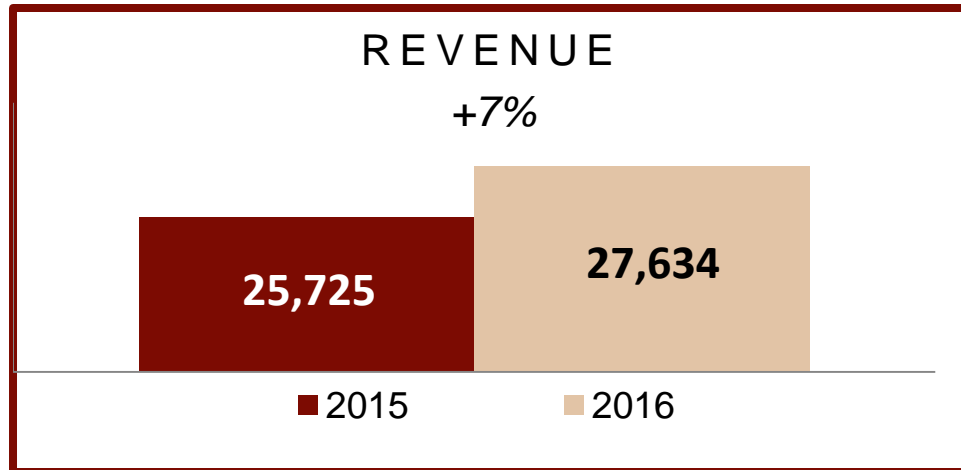
IN MILLION PESOS



SAN MIGUEL PURE FOODS COMPANY INC.

Branded Value - Added

IN MILLION PESOS



Food Service

Fast Food Chains

Convenience Stores

Pizza Chains

Hotels & Restaurants





SAN MIGUEL PACKAGING GROUP

FULL-YEAR 2016

IN MILLION PESOS	2016	2015	CHANGE
<i>Net Sales</i>	27,386	25,050	9%
<i>Income from Operations</i>	2,584	2,344	10%



SMC GLOBAL POWER HOLDINGS CORP.

FULL-YEAR 2016

IN MILLION PESOS	2016	2015	CHANGE
<i>Net Sales</i>	77,972	77,507	1%
<i>Income from Operations</i>	26,730	23,703	13%

GREENFIELD POWER PROJECTS

MALITA 2X150MW POWER PLANT



GREENFIELD POWER PROJECTS

LIMAY 4X150MW POWER PLANT





PETRON CORP.

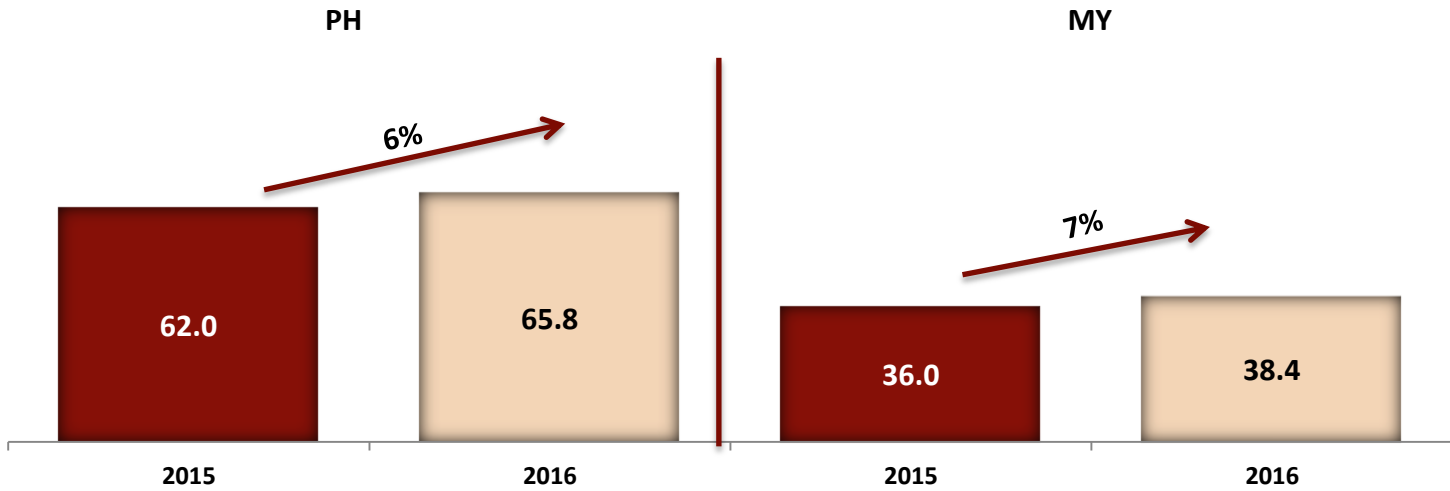
FULL-YEAR 2016

IN MILLION PESOS	2016	2015	CHANGE
<i>Net Sales</i>	343,840	360,178	-5%
<i>Income From Operations</i>	23,797	18,134	31%
<i>Net Income</i>	10,822	6,270	73%
<i>Volume (in million barrels)</i>	104.3	98.0	6%



PETRON CORP.

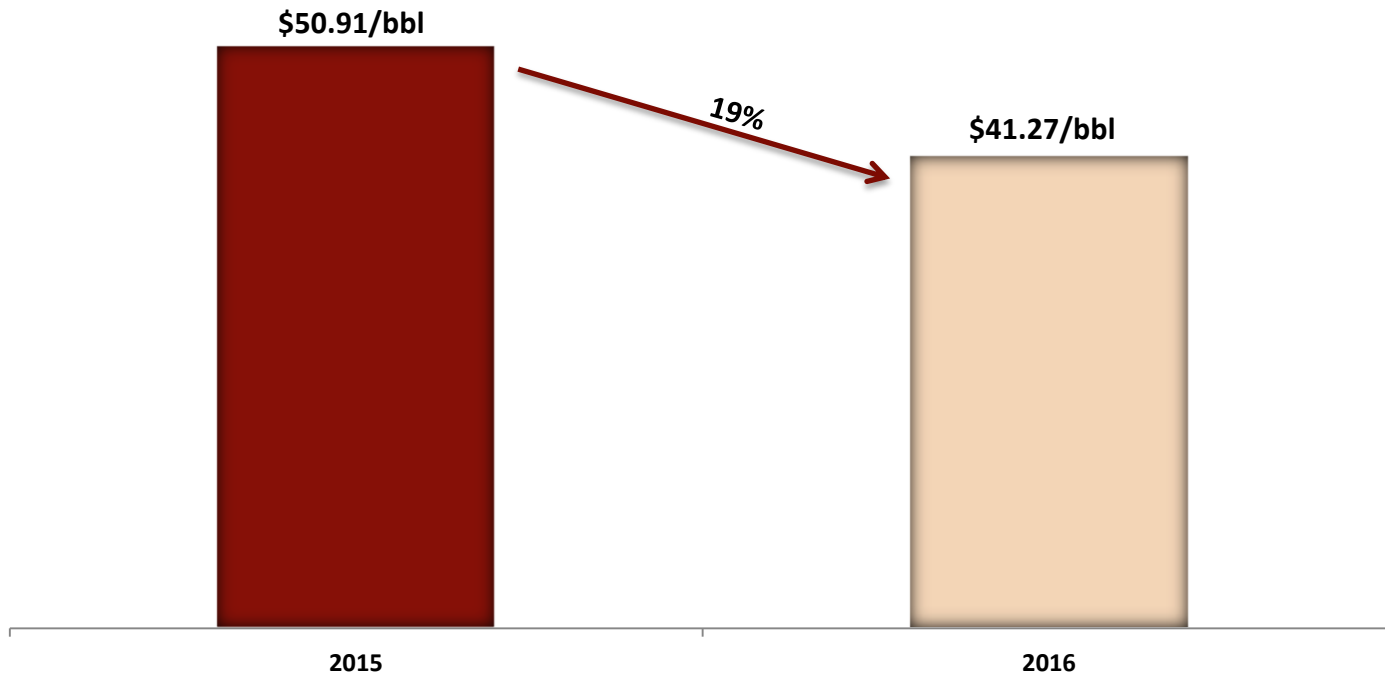
SALES VOLUME PERFORMANCE (MM BARRELS)





PETRON CORP.

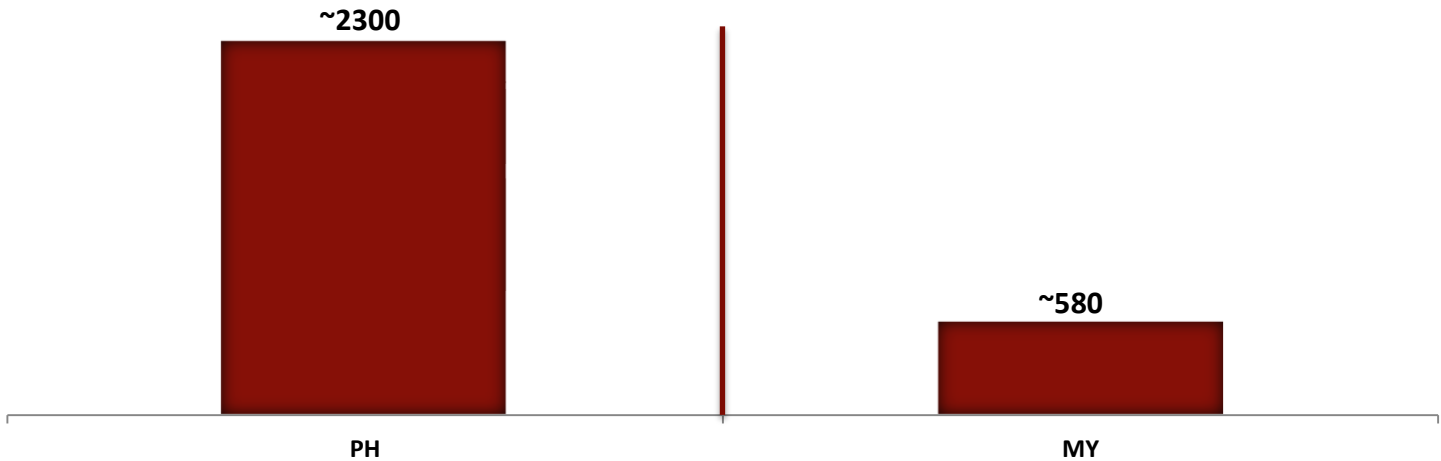
DUBAI CRUDE (AVG.)





PETRON CORP.

SERVICE STATIONS



Philippines



Malaysia



SAN MIGUEL HOLDINGS CORP.

SAN MIGUEL HOLDINGS CORP.

INFRASTRUCTURE BUSINESS

FULL-YEAR 2016


IN MILLION PESOS	2016	2015	CHANGE
<i>Net Sales</i>	19,866	17,623	13%
<i>Income from Operations</i>	9,849	9,256	6%



SAN MIGUEL HOLDINGS CORP.

SAN MIGUEL HOLDINGS CORP. INFRASTRUCTURE BUSINESS

NAIA EXPRESSWAY



Ramps from Macapagal Ave. (Ramps 15-16)



Toll Plazas in Phase 2A



Ramp 1 Toll Plaza



SAN MIGUEL HOLDINGS CORP.

SAN MIGUEL HOLDINGS CORP. INFRASTRUCTURE BUSINESS

BORACAY AIRPORT





SAN MIGUEL HOLDINGS CORP.

SAN MIGUEL HOLDINGS CORP. INFRASTRUCTURE BUSINESS

SKYWAY STAGE 3



Ongoing works on Section 1



Ongoing works on Section 4



Ongoing works on Section 3





SAN MIGUEL HOLDINGS CORP.

SAN MIGUEL HOLDINGS CORP. INFRASTRUCTURE BUSINESS

TPLEX



Carmen Toll Plaza



Binalonan Toll Plaza



SAN MIGUEL HOLDINGS CORP.

SAN MIGUEL HOLDINGS CORP. INFRASTRUCTURE BUSINESS

MRT -7



Initial drilling and excavation @ Doña Carmen



Positioning of steel casing @ Doña Carmen



Installation of rebar cage @ Doña Carmen





SAN MIGUEL HOLDINGS CORP.

SAN MIGUEL HOLDINGS CORP. INFRASTRUCTURE BUSINESS

BULACAN BULK WATER



Soil excation & Slope trimming



Completed Iron pouring concrete



Bars & formworks installation



Concrete pouring & lower ground wall



24 01 2017



SMC FINANCIAL POSITION

IN BILLION PESOS	2016	2015
<i>Total Assets</i>	1,307	1,246
<i>Cash</i>	203	181
<i>Interest-bearing Debt</i>	518	515
<i>Current Ratio</i>	1.26x	1.32x
<i>Total Liabilities to Equity Ratio</i>	1.99x	2.24x
<i>Interest-bearing Debt to Equity Ratio</i>	1.19x	1.34x
<i>Net-Debt-to-EBITDA</i>	1.91x	2.57x



SAN MIGUEL CORPORATION

THANK YOU.

VISIT OUR WEBSITES

- San Miguel Corporation - www.sanmiguel.com.ph
- San Miguel Brewery Inc. - www.sanmiguelbrewery.com.ph
- Ginebra San Miguel Inc. - www.ginebrasanmiguel.com
- San Miguel Pure Foods Co. Inc. - www.sanmiguelpurefoods.com
- Petron Corporation - www.petron.com
- SMC Global Power Holdings Corp. - www.smcglobalpower.com.ph

CONTACT US

- SMC Investor Relations +632 632 3752
+632 632 3422



**SAN MIGUEL
BREWERY INC.**

