

SECURITIES AND EXCHANGE COMMISSION
SEC FORM 20-IS

INFORMATION STATEMENT PURSUANT TO SECTION 17.1(b)
OF THE SECURITIES REGULATION CODE

1. Check the appropriate box:

Preliminary Information Statement

Definitive Information Statement

2. Name of Registrant as specified in its charter

PETRON CORPORATION

3. Province, country or other jurisdiction of incorporation or organization

Philippines

4. SEC Identification Number

31171

5. BIR Tax Identification Code

000-168-801

6. Address of principal office

San Miguel Head Office Complex, 40 San Miguel Avenue, Mandaluyong City

Postal Code

1550

7. Registrant's telephone number, including area code

(63 2) 886-3888, 884-9200

8. Date, time and place of the meeting of security holders

May 15, 2018, 2:00 p.m., Valle Verde Country Club, Capt. Henry P. Javier-St., Brgy.

Oranbo, Pasig City, Metro Manila

9. Approximate date on which the Information Statement is first to be sent or given to security holders

Apr 13, 2018

10. In case of Proxy Solicitations:

Name of Person Filing the Statement/Solicitor

N/A

Address and Telephone No.

N/A

11. Securities registered pursuant to Sections 8 and 12 of the Code or Sections 4 and 8 of the RSA (information on number of shares and amount of debt is applicable only to corporate registrants):

Title of Each Class	Number of Shares of Common Stock Outstanding and Amount of Debt Outstanding
COMMON (PCOR)	9,375,104,497
PREFERRED SERIES 2A (PRF2A)	7,122,320
PREFERRED SERIES 2B (PRF2B)	2,877,680
PCOR SERIES A BONDS DUE 2021 (IN MIL PESO)	13,000
PCOR SERIES B BONDS DUE 2023 (IN MIL PESO)	7,000
TOTAL DEBT AS OF DEC 31, 2017 (IN MIL PESO-CONSO)	238,411


13. Are any or all of registrant's securities listed on a Stock Exchange?

Yes No

If yes, state the name of such stock exchange and the classes of securities listed therein:

Philippine Stock Exchange - Common and Series 2 Preferred Shares; Philippine Dealing & Exchange Corp. - Series A and B Bonds

The Exchange does not warrant and holds no responsibility for the veracity of the facts and representations contained in all corporate disclosures, including financial reports. All data contained herein are prepared and submitted by the disclosing party to the Exchange, and are disseminated solely for purposes of information. Any questions on the data contained herein should be addressed directly to the Corporate Information Officer of the disclosing party.



Petron Corporation
PCOR

PSE Disclosure Form 17-5 - Information Statement for Annual or Special Stockholders' Meeting
References: SRC Rule 20 and Section 17.10 of the Revised Disclosure Rules

Date of Stockholders' Meeting	May 15, 2018
Type (Annual or Special)	Annual
Time	2:00 p.m.

Venue	Valle Verde Country Club, Capt. Henry P. Javier-St., Brgy. Oranbo, Pasig City, Metro Manila
Record Date	Mar 27, 2018

Inclusive Dates of Closing of Stock Transfer Books

Start Date	Mar 28, 2018
End date	Apr 5, 2018

Other Relevant Information

Further to our earlier disclosure (on PSE Disclosure Form 7-1) dated March 13, 2018 on the notice of annual stockholders' meeting, please see attached Definitive Information Statement (SEC Form 20-IS) of the Company for the 2018 Annual Stockholders' Meeting scheduled on May 15, 2018 (with the notice, agenda and the rationale for each agenda item) filed with the Securities and Exchange Commission ("SEC") on April 4, 2018 and cleared for release by the SEC today, April 10, 2018.

Filed on behalf by:

Name	Jhoanna Jasmine Javier-Elacio
Designation	Legal Manager and Assistant Corporate Secretary

SECURITIES AND EXCHANGE COMMISSION
SEC FORM 20-IS

Information Statement Pursuant to Section 20
of the Securities Regulation Code



1. Check the appropriate box:
 Preliminary Information Statement
 Definitive Information Statement
2. Name of Registrant as specified in its charter **PETRON CORPORATION**
3. Province, country or other jurisdiction of incorporation or organization **PHILIPPINES**
4. SEC Identification Number **31171**
5. BIR Tax Identification Code **000-168-801**
6. Address of principal office
SMC Head Office Complex, 40 San Miguel Avenue, Mandaluyong City
Postal Code **1550**
7. Registrant's telephone number, including area code **(632) 886-3888**
8. Date, time and place of the meeting of security holders

Date	-	May 15, 2018, Tuesday
Time	-	2:00 p.m.
Place	-	Valle Verde Country Club Capt. Henry P. Javier St., Bgy. Oranbo Pasig City, Metro Manila
9. Approximate date on which the Information Statement is first to be sent or given to security holders
April 13, 2018
10. Securities registered pursuant to Sections 8 and 12 of the SRC or Sections 4 and 8 of the RSA (information on number of shares and amount of debt is applicable only to corporate registrants):

Title of Each Class	Number of Shares Outstanding
Common Stock	9,375,104,497 shares
Series 2A Preferred Shares	7,122,320 shares
Series 2B Preferred Shares	2,877,680 shares
Total Liabilities (consolidated as of December 31, 2017)	₱238,411 million
Series A Bonds due 2021	₱13 billion
Series B Bonds due 2023	₱ 7 billion

11. Are any or all of registrant's securities listed on any Philippine stock exchange?

Yes X No _____

If yes, disclose the name of such Stock Exchange and the class of securities listed therein:

Philippine Stock Exchange

Common Shares
Series 2A Preferred Shares
Series 2B Preferred Shares

Philippine Dealing & Exchange Corp.

Series A Bonds due 2021
Series B Bonds due 2023



NOTICE OF ANNUAL MEETING OF STOCKHOLDERS

May 15, 2018

The annual meeting of the stockholders of Petron Corporation (the "Company") will be held on May 15, 2018, Tuesday, at 2:00 p.m. at the Valle Verde Country Club, Pasig City.

The agenda of the meeting are as follows:

1. Call to Order
2. Report on Attendance and Quorum
3. Review and Approval of the Minutes of the Previous Annual Stockholders' Meeting
4. Management Report and Submission to the Stockholders of the 2017 Financial Statements
5. Ratification of All Acts of the Board of Directors and Management
Since the 2017 Annual Stockholders' Meeting
6. Appointment of an External Auditor and Ratification of External Auditor Fees
7. Election of the Board of Directors for the Ensuing Term
8. Other Matters
9. Adjournment

Rationale for Agenda and Dividend Policy

Please refer to Appendix 1 of this notice for a brief discussion of and the rationale for the above agenda items.

The dividend policy of the Company is discussed in the Definitive Information Statement (SEC Form 20-IS) issued by the Company for this meeting.

Draft Minutes and Proxy

The draft of the minutes of the annual stockholders' meeting held in 2017 has been posted on the company website www.petron.com since May 19, 2017, three (3) days after such meeting. A printed copy of the minutes will also be available at the registration on the day of this year's meeting.

The deadline for submission of proxies is on April 27, 2018. For your convenience, a sample of a proxy is attached to the Definitive Information Statement. For a corporation, its proxy must be accompanied by its Corporate Secretary's sworn certification setting the corporate officer's authority to represent the corporation in the meeting. Proxies need not be notarized. Validation of proxies will be on May 10, 2018 at 2:00 p.m. at the SMC Stock Transfer Service Corporation Office, 2nd Floor, SMC Head Office Complex, 40 San Miguel Avenue, Mandaluyong City.

At the meeting, please present some form of identification, such as passport, driver's license, or company I.D. Registration booths will open at 11:30 am and promptly close at 2:00 p.m.

Mandaluyong, March 13, 2018.

A handwritten signature in black ink, appearing to read "JACruz".

JOEL ANGELO C. CRUZ
VP - General Counsel &
Corporate Secretary

**RATIONALE AND BRIEF DISCUSSION OF THE AGENDA
OF THE 2018 ANNUAL STOCKHOLDERS' MEETING
(THE "ANNUAL STOCKHOLDERS' MEETING")**

1. Call to Order

The Chairman of the Board of Directors (or the Chairman of the meeting, as the case may be) (the "Chairman") will call the meeting to order.

2. Report on Attendance and Quorum

Notice and Quorum

The Corporate Secretary (or the Secretary of the meeting, as the case may be) (the "Secretary") will certify the date when the written notice of the Annual Stockholders' Meeting was sent to the stockholders as of record date of March 27, 2018 and the date of publication of the notice in newspapers of general circulation.

The Secretary will likewise certify the presence of a quorum. Under the by-laws of the Company (the "Company's By-laws"), the holders of a majority of the issued and outstanding capital stock of the Company entitled to vote shall, if present in person or by proxy, constitute a quorum for the transaction of business.

Voting and Voting Procedure

- Each common share is entitled to one vote. Preferred shareholders have no voting rights except under instances provided under The Corporation Code of the Philippines.
- A simple majority vote of the stockholders holding common shares, where a quorum is present, will be needed for the approval of the minutes of the previous stockholders' meeting, the ratification of all acts of the Board of Directors and Management since the last annual stockholder's meeting in 2017, the appointment of the external auditor of the Company for 2018 and the ratification of external auditor fees.
- In the election of directors, the 15 nominees who get the highest votes shall be deemed duly elected as directors. Under the express provisions of the Company's By-Laws, cumulative voting is allowed in the election of directors. Thus, a stockholder may distribute his/her votes per share to as many persons as there are directors to be elected, or he/she may cumulate his his/her shares and give one candidate as many votes as the number of directors to be elected multiplied by the number of shares he/she has, or he/she may distribute them on the same principle among as many candidates as he/she shall see fit; provided, that the total number of votes cast by him/her shall not exceed the number of shares owned by him/her as shown in the books of the Company multiplied by the whole number of directors to be elected.

- As provided in the Company's By-Laws, if at any meeting of the stockholders a vote by ballot shall be taken, a voting committee (to be headed by two (2) Inspectors of Votes to be appointed by the Chairperson of the meeting and who need not be stockholders) shall be created to adopt its own rules to govern the voting and take charge of the voting proceedings and the preparation and distribution of the ballots. Each member of the voting committee, who need not be stockholders, is required to subscribe to an oath to faithfully execute his/her duties as an inspector of votes with strict impartiality and according the best of his/her ability.

The external auditor of the Company will be requested to supervise the voting proceedings.

Question and Answer

The Secretary will advise the stockholders of the holding of an open forum after the Management's report and provide the guidelines in the conduct of the open forum.

3. Review and Approval of the Minutes of the Previous Annual Stockholders' Meeting

A draft of the minutes of the annual stockholders' meeting held on May 16, 2017 has been posted on the company website www.petron.com since May 19, 2017. Copies will also be made available to the stockholders at the registration area of the venue of the Annual Stockholders' Meeting.

The stockholders will be requested to approve the draft of the minutes of the 2017 annual stockholders' meeting.

4. Management Report and Submission to the Stockholders of the 2017 Financial Statements

The Management of the Company will deliver the report on the performance of the Company for 2017.

The stockholders will be given the opportunity to ask questions or raise concerns.

The stockholders will then be requested to approve the report and the audited financial statements of the Company for 2017.

Duly authorized representatives of R. G. Manabat & Co./KPMG ("KPMG"), the external auditor for 2017, will be present at the Annual Stockholders' Meeting to respond to appropriate questions concerning the 2017 financial statements of the Company.

5. Ratification of All Acts of the Board of Directors and Management Since the 2017 Annual Stockholders' Meeting

The acts and resolutions of the Board of Directors, including those of the Executive Committee, are reflected in the minutes of meetings, and the material of which are disclosed to the Securities and Exchange Commission ("SEC"), the Philippine Stock Exchange ("PSE") and the Philippine Dealing & Exchange Corp. ("PDEX"), and posted on the company website, www.petron.com. A list of such acts and resolutions are also set out in the Annex A-5 attached to the Definitive Information Statement.

The acts of Management were taken in furtherance of the conduct of the business of the Company and in the implementation of the matters approved by the Board of Directors or the Executive Committee.

The stockholders will be requested to ratify all acts of the Board of Directors and Management since the last annual stockholders' meeting in 2017.

6. Appointment of an External Auditor for 2018 and Ratification of External Auditor Fees

Pursuant to the new Manual on Corporate Governance of the Company (the "Corporate Governance Manual") and the Audit Committee Charter, the Audit Committee recommended to the Board of Directors the appointment of an external auditor which would examine the accounts of the Company for 2018 and the approval of the external auditor fees for the review of the financial statements for 2017. The Board of Directors, at its meetings held on March 13, 2018 and August 8, 2017, respectively, approved the endorsement of the Audit Committee of the re-appointment of R. G. Manabat & Co./KPMG ("KPMG") as the external auditor of the Company for 2018 and the endorsement of the fees of the external auditor for the review of the financial statements for 2017. The stockholders will be requested to approve the re-appointment of KPMG and ratify the fees of KPMG.

KPMG and its fees for 2017 are further discussed in this information statement for the Annual Stockholders' Meeting.

7. Election of the Board of Directors for the Ensuing Term

At its meeting held on March 13, 2018, the Corporate Governance Committee, as the standing committee of the Board of Directors constituted for the purpose of reviewing and evaluating the qualifications of persons nominated to become members of the Board of Directors (including the independent directors) and pursuant to the provisions of the Corporate Governance Manual of the Company and the Charter of the Corporate Governance Committee, reviewed the candidates for director to ensure that they have all the qualifications and none of the disqualifications for nomination and election as members of the Board of Directors.

The 15 nominees will be submitted for election to the Board of Directors by the stockholders at the Annual Stockholders' Meeting. The profiles of the nominees are provided in this information statement for the Annual Stockholders' Meeting.

8. Other Matters

The Chairman will inquire whether there are other relevant matters and concerns to be discussed.

9. Adjournment

Upon determination that there are no other relevant matters to be discussed, the meeting will be adjourned on motion duly made and seconded.

SAMPLE PROXY FORM

The undersigned stockholder of PETRON CORPORATION (the "Company") hereby appoints _____ or, in his/her/its absence, the Chairman of the meeting, as attorney and proxy, to represent and vote all the shares registered in his/her/its name at the annual meeting of the stockholders of the Company scheduled on May 15, 2018, Tuesday, at 2:00 p.m. at the Valle Verde Country Club, Capt. Henry P. Javier St., Bgy. Oranbo, Pasig City, Metro Manila, Philippines, and any of its adjournment(s), as fully as the undersigned can do if present and voting in person, ratifying all action taken on matters that may properly come before such meeting or its adjournment(s). The undersigned directs the proxy to vote on the agenda items which have been expressly indicated with "X" below.

PROPOSAL	ACTION			
	FOR ALL	WITHHOLD FOR ALL	EXCEPTION	FULL DISCRETION OF PROXY
1. Election of Directors The nominees are: <ul style="list-style-type: none"> • Eduardo M. Cojuangco, Jr. • Ramon S. Ang • Lubin B. Nepomuceno • Estelito P. Mendoza • Jose P. De Jesus • Ron W. Haddock • Aurora T. Calderon • Mirzan Mahathir • Virgilio S. Jacinto • Nelly Favis-Villafuerte • Horacio C. Ramos • Reynaldo G. David (independent) • Artemio V. Panganiban (independent) • Margarito B. Teves (independent) • Carlos Jericho L. Petilla (independent) <p>INSTRUCTIONS: <i>To withhold authority to vote for any individual nominee(s), please mark "Exception" box and list the name(s) under</i></p>				
	FOR	AGAINST	ABSTAIN	
2. Approval of the Minutes of the 2017 Annual Stockholders' Meeting				
3. Approval of the Annual Report and the Audited Financial Statements of the Company for year ended December 31, 2017				
4. Ratification of all Acts of the Board of Directors and Management since the 2017 Annual Stockholders' Meeting				
5. Appointment of External Auditors of the Company for 2018 and Ratification of External Auditor Fees				

Signed this _____ at _____.

PRINTED NAME OF STOCKHOLDER

SIGNATURE OF STOCKHOLDER/AUTHORIZED SIGNATORY

THIS PROXY SHOULD BE RECEIVED BY THE CORPORATE SECRETARY ON OR BEFORE APRIL 27, 2018. THIS PROXY, WHEN PROPERLY EXECUTED, WILL BE VOTED IN THE MANNER AS DIRECTED HEREIN BY THE STOCKHOLDER. IF NO DIRECTION IS MADE, THIS PROXY WILL BE VOTED FOR THE ELECTION OF ALL NOMINEES AND FOR THE APPROVAL OF THE MATTERS STATED ABOVE AND FOR SUCH OTHER MATTERS AS MAY PROPERLY COME BEFORE THE MEETING AS RECOMMENDED BY THE MANAGEMENT OR THE BOARD OF DIRECTORS. A STOCKHOLDER GIVING A PROXY HAS THE POWER TO REVOKE IT EITHER IN AN INSTRUMENT IN WRITING DULY PRESENTED TO AND RECORDED WITH THE CORPORATE SECRETARY AT LEAST FIVE (5) DAYS PRIOR TO THE MEETING OR BY THE PERSONAL PRESENCE OF THE STOCKHOLDER AT THE MEETING. NOTARIZATION OF THIS PROXY IS NOT REQUIRED. FOR A CORPORATION, ITS PROXY MUST BE ACCOMPANIED BY ITS CORPORATE SECRETARY'S SWORN CERTIFICATION SETTING THE CORPORATE OFFICER'S AUTHORITY TO REPRESENT THE CORPORATION IN THE MEETING. VALIDATION OF PROXIES WILL BE ON MAY 10, 2018 AT 2:00 P.M. AT THE SMC STOCK TRANSFER SERVICE CORPORATION OFFICE, 2ND FLOOR, SMC HEAD OFFICE COMPLEX, 40 SAN MIGUEL AVENUE, MANDALUYONG CITY.

INFORMATION STATEMENT

WE ARE NOT ASKING YOU FOR A PROXY AND YOU ARE REQUESTED NOT TO SEND US A PROXY.

However, if you cannot attend and you wish to send a representative/proxy, please send your proxy letter, a sample of which is attached to this Information Statement, to the Office of the Corporate Secretary of Petron Corporation (“Petron” or the “Company”) on or before April 27, 2018.

On the day of the annual stockholders’ meeting, May 15, 2018, your representative should bring the Stockholder’s Identification Slip, any valid proof of identification (e.g., passport, driver’s license, company I.D., or TIN card) and the proxy letter.

Date, Time and Place of Annual Meeting

The annual stockholders’ meeting of Petron for 2018 has the following details (the “Annual Stockholders’ Meeting”):

Date	-	May 15, 2018, Tuesday
Time	-	2:00 p.m.
Place	-	Valle Verde Country Club Capt. Henry P. Javier St., Bgy. Oranbo Pasig City, Metro Manila

The approximate date on which this Information Statement will be first sent or given to the stockholders is April 13, 2018.

The principal office of the Company is at the SMC Head Office Complex, 40 San Miguel Avenue, 1550 Mandaluyong City.

Dissenters’ Right of Appraisal

As provided in Section 42 and Title X of the Corporation Code of the Philippines (the “Corporation Code”), a dissenting stockholder may demand payment of the fair value of his/her shares in the exercise of his/her appraisal right in the following instances:

- (1) when there is a change or restriction in the rights of any stockholder or class of shares;
- (2) when the corporation authorizes preferences in any respect superior to those of outstanding shares of any class;
- (3) when there is an extension or shortening of the term of corporate existence;
- (4) in case of a sale, lease, exchange, transfer, mortgage, pledge or other disposition of all or substantially all of the corporate property or assets;
- (5) in case of a merger or consolidation; and
- (6) in the event of an investment of corporate funds in any other corporation or business or for any purpose other than the primary purpose for which the corporation is organized.

Section 82 of the Corporation Code provides the following procedure on how the appraisal right may be exercised by any stockholder who shall have voted against a proposed corporate action on any of the above instances:

- (1) A dissenting stockholder files a written demand within 30 days after the date on which the vote was taken. Failure to file the demand within the 30-day period constitutes a waiver of the appraisal right. Within 10 days from demand, the dissenting stockholder shall submit his/her stock certificates to the corporation for notation that such shares are dissenting shares. From the time of demand for payment until either abandonment of the corporate action or purchase of the shares by the corporation, all rights accruing to the shares (including voting and dividend rights) shall be suspended, except the stockholders' right to receive payment of the fair value of his/her shares.
- (2) If corporate action is implemented, the corporation pays the stockholder the fair value of his/her shares upon surrender of the certificate/s of stock. Fair value is the value of shares on the day prior to the date on which the vote was taken, excluding appreciation or depreciation in anticipation of such corporate action.
- (3) If the fair value is not determined within 60 days from date of action, it will be determined by three (3) disinterested persons (one chosen by the stockholder, another chosen by the corporation, and the last one chosen by both). The findings of a majority of the said appraisers will be final and their award will be paid by the corporation within 30 days after such award is made. Upon such payment, the stockholder shall forthwith transfer his/her shares to the corporation. No payment shall be made to any dissenting stockholder unless the corporation has unrestricted retained earnings.
- (4) If the stockholder is not paid within 30 days from such award, his/her voting and dividend rights shall be immediately restored.

There is no matter to be voted upon during the Annual Stockholders' Meeting that will trigger the exercise by a stockholder of his/her appraisal rights under the law.

Interest of Certain Persons in or Opposition to Matters to be Acted Upon

There is no matter to be acted upon in which any of the current directors and executive officers and those who will be nominated as directors during the meeting is involved or had a direct, indirect, or substantial interest, other than election to office. Likewise, no director has informed the Company in writing of his/her opposition to any matter to be acted upon.

Voting Securities and Principal Holders Thereof

As of the date of this Information Statement, the total number of outstanding shares of the Company is comprised of 9,375,104,497 common shares, 7,122,320 Series 2A preferred shares (the "Series 2A Preferred Shares") and 2,877,680 Series 2B preferred shares (the "Series 2B Preferred Shares"), each with a par value of ₱1.00.

The three (3) principal common shareholders of the Company are SEA Refinery Corporation ("SRC") (50.10%), San Miguel Corporation ("SMC") (18.16%), and the Petron Corporation Employees' Retirement Plan ("PCERP") (7.80%). SRC is wholly-owned by SMC. SMC thus holds an aggregate 68.26% ownership of the common shares of the Company.

All stockholders of record holding common shares as of March 27, 2018 are entitled to notice and vote at the Annual Stockholders' Meeting. Each common share is entitled to one vote. Preferred shareholders have no voting rights except under instances provided under the Corporation Code, none of which forms part of the agenda of the Annual Stockholders' Meeting.

Under the express provisions of the Company's By-Laws (the "Company's By-Laws"), cumulative voting is allowed in the election of directors. Thus, a stockholder may distribute his/her votes per share to as many persons as there are directors to be elected, or he/she may cumulate his his/her shares and give one candidate as many votes as the number of directors to be elected multiplied by the number of shares he/she has, or he/she may distribute them on the same principle among as many candidates as he/she shall see fit; provided, that the total number of votes cast by him/her shall not exceed the number of shares owned by him/her as shown in the books of the Company multiplied by the whole number of directors to be elected.

The Company is not subject to foreign ownership restrictions. The equity ownership of foreigners is nevertheless set out below:

As of February 28, 2018

Class of Shares	Number of shares held by foreigners	Percentage to Total Outstanding Shares
Common shares (PCOR)	377,024,573	4.02%
Series 2A Preferred Shares (PPRF2A)	33,770	0.47%
Series 2A Preferred Shares (PPRF2A)	22,775	0.79%
Combined common and preferred shares	377,081,118	4.02%

Security Ownership of Certain Record and Beneficial Owners and Management

The security ownership of certain record and beneficial owners of more than 5% of the common shares of the Company as of February 28, 2018 is as follows:

Title of Class	Name and Address of Record Owner and Relationship with Issuer	Name of Beneficial Owner and Relationship with Record Owner	Citizenship	Number of Shares held	Percentage of Ownership
Common Shares	SEA Refinery Corporation ("SRC") 19/F Liberty Center Dela Costa St., Salcedo Village, Makati City Major Stockholder	SEA Refinery Corporation	Filipino	4,696,885,564	50.10%
Common Shares	San Miguel Corporation ("SMC") SMC Head Office Complex 40 San Miguel Avenue, Mandaluyong City Major Stockholder	San Miguel Corporation	Filipino	1,702,870,560	18.16%
Common Shares	PCD Nominee Corporation (Filipino) 37 th Floor Tower 1 The Enterprise Center 6766 Ayala Avenue corner Paso de Roxas, Makati City Major Stockholder	PCD Nominee Corporation	Filipino	1,430,291,904 ¹	15.26%
Common Shares	Petron Corporation Employees' Retirement Plan SMC Head Office Complex 40 San Miguel Avenue, Mandaluyong City Major Stockholder	Petron Corporation Employees' Retirement Plan	Filipino	731,156,097	7.80%

¹ The Company has no beneficial owner under the PCD Nominee Corporation that owns more than 5% shareholdings.

SRC is wholly-owned by SMC. SMC thus holds an aggregate 68.26% ownership of the common shares of the Company.

In the annual stockholders' meeting held in 2017, Mr. Ramon S. Ang, who acted as the Chairman of the meeting, represented and voted the shares registered in the names of SRC, SMC and PCERP. The representation of the afore-mentioned stockholders for the Annual Stockholders' Meeting will be based on the proxy that they will file in accordance with this Information Statement and the Company's By-Laws.

The security ownership of directors and executive officers as of February 28, 2018 is as follows:

Directors

Title of Class	Name of Record Owner	Citizenship	Amount and Nature of Beneficial Ownership	Direct (D) or Indirect (I)	Percentage of Ownership
Directors					
Common	Eduardo M. Cojuangco, Jr.	Filipino	1,000	D	0.00%
Series 2A Preferred			-	-	N.A.
Series 2B Preferred			-	-	N.A.
Common	Ramon S. Ang	Filipino	1,000	D	0.00%
Series 2A Preferred			-	-	N.A.
Series 2B Preferred			-	-	N.A.
Common	Estelito P. Mendoza	Filipino	1,000	D	0.00%
Series 2A Preferred			-	-	N.A.
Series 2B Preferred			-	-	N.A.
Common	Lubin B. Nepomuceno	Filipino	5,000	D	0.00%
Series 2A Preferred			2,500	I	0.00%
Series 2B Preferred			-	-	N.A.
Common	Eric O. Recto	Filipino	1	D	0.00%
Series 2A Preferred			14,000	I	0.00%
Series 2B Preferred			-	-	N.A.
Common	Jose P. De Jesus	Filipino	500 / 225,000	D / I	0.00%
Series 2A Preferred			-	-	N.A.
Series 2B Preferred			-	-	N.A.
Common	Mirzan Mahathir	Malaysian	1,000	D	0.00%
Series 2A Preferred			-	-	N.A.
Series 2B Preferred			-	-	N.A.
Common	Ron W. Haddock	American	1	D	0.00%
Series 2A Preferred			-	-	N.A.
Series 2B Preferred			-	-	N.A.
Common	Ma. Romela M. Bengzon	Filipino	1,000	D	0.00%
Series 2A Preferred			-	-	N.A.
Series 2B Preferred			-	-	N.A.
Common	Aurora T. Calderon	Filipino	1,000	D	0.00%
Series 2A Preferred			-	-	N.A.
Series 2B Preferred			-	-	N.A.
Common	Virgilio S. Jacinto	Filipino	1,000	D	0.00%
Series 2A Preferred			-	-	N.A.
Series 2B Preferred			-	-	N.A.
Common	Nelly Favis-Villafuerte	Filipino	1,000	D	0.00%
Series 2A Preferred			-	-	N.A.
Series 2B Preferred			-	-	N.A.
Common	Reynaldo G. David	Filipino	1,000	D	0.00%
Series 2A Preferred			-	-	N.A.
Series 2B Preferred			-	-	N.A.
Common	Artemio V. Panganiban	Filipino	1,000	D	0.00%
Series 2A Preferred			-	-	N.A.
Series 2B Preferred			-	-	N.A.
Common	Margarito B. Teves	Filipino	500	D	0.00%
Series 2A Preferred			-	-	N.A.
Series 2B Preferred			-	-	N.A.

Officers

Title of Class	Name of Record Owner	Citizenship	Amount and Nature of Beneficial Ownership	Direct (D) or Indirect (I)	Percentage of Ownership
Executive Officers					
Common	Emmanuel E. Eraña	Filipino	0	-	0.00%
Series 2A Preferred			2,000	I	0.00%
Series 2B Preferred			-	-	N.A.
Common	Susan Y. Yu	Filipino	425,000	I	0.00%
Series 2A Preferred			10,500	I	0.00%
Series 2B Preferred			-	-	N.A.
Common	Albertito S. Sarte	Filipino	1,050,000	I	0.00%
Series 2A Preferred			5,000	I	0.00%
Series 2B Preferred			-	-	N.A.
Common	Maria Rowena O. Cortez	Filipino	8,580	D	0.00%
Series 2A Preferred			600	I	0.00%
Series 2B Preferred			-	-	N.A.
Common	Freddie P. Yumang	Filipino	73,600	I	0.00%
Series 2A Preferred			3,000	I	0.00%
Series 2B Preferred			-	-	N.A.
Common	Archie B. Gupalor	Filipino	3,000	D	0.00%
Series 2A Preferred			-	-	N.A.
Series 2B Preferred			-	-	N.A.
Common	Joel Angelo C. Cruz	Filipino	-	-	N.A.
Series 2A Preferred			400	I	0.00%
Series 2B Preferred			-	-	N.A.
Common	Rolando B. Salonga	Filipino	845	D	0.00%
Series 2A Preferred			-	-	N.A.
Series 2B Preferred			-	-	N.A.
Common	Dennis S. Janson	Filipino	163 / 15,000	D / I	N.A.
Series 2A Preferred			-	-	N.A.
Series 2B Preferred			-	-	N.A.
Common	Julieta L. Ventigan	Filipino	2,100	D	N.A.
Series 2A Preferred			1,000	-	N.A.
Series 2B Preferred			-	-	N.A.
Directors and Executive Officers as a Group		Common	1,819,290		0.02%
		Series 2A Preferred	39,000		0.55%
		Series 2B Preferred	0		0.00%

As of February 28, 2018, the directors and executive officers of the Company owned 1,819,290 common shares and 39,000 Series 2A Preferred Shares for a total of 1,858,290 shares or 0.02% of the Company's total outstanding capital stock. No one of the directors and executive officers of the Company directly owns 5% or more of the outstanding capital stock of the Company.

Voting Trust Holders of 5% or more

The Company is not aware of any person holding 5% or more of the Company's outstanding voting shares under a voting trust agreement.

Changes in Control

The Company is not aware of any change in control or arrangement that may result in a change in control of the Company since the beginning of its last fiscal year.

Directors and Executive Officers

Listed below are the nominees for directors and the incumbent executive officers of the Company with their respective ages, citizenships, and current and past positions held and business experience for at least the past five (5) years.

The directorship of the directors in other companies listed in the PSE is also specified.

A. Nominees for Directors

The following are the nominees for directors of the Company:

Name	Period Served
Eduardo M. Cojuangco, Jr.	January 8, 2009 - present
Ramon S. Ang	January 8, 2009 - present
Lubin B. Nepomuceno	February 19, 2013 - present
Estelito P. Mendoza	January 8, 2009 - present ¹
Jose P. de Jesus	May 20, 2014 - present
Ron W. Haddock	December 2, 2008 - present
Aurora T. Calderon	August 13, 2010 - present
Mirzan Mahathir	August 13, 2010 - present
Virgilio S. Jacinto	August 13, 2010 - present
Nelly Favis-Villafuerte	December 1, 2011 - present
Horacio C. Ramos	First-time nominee
Reynaldo G. David (Independent Director)	May 12, 2009 - present
Artemio V. Panganiban (Independent Director)	October 21, 2010 - present
Margarito B. Teves (Independent Director)	May 20, 2014 - present
Carlos Jericho L. Petilla (Independent Director)	First-time nominee

¹ Previously served as a Director of the Company from 1974 to 1986.

Set out below are the profiles of the nominees for election as Directors of the Company at the Annual Stockholders' Meeting.

Eduardo M. Cojuangco, Jr., Filipino, born 1935, 82 years old, has served as the Chairman of the Company since February 10, 2015 and a Director since January 8, 2009. He is also the Chairman of the Executive Committee of the Company. He presently holds the following positions, namely: Chairman and Chief Executive Officer of San Miguel Corporation ("SMC") and Ginebra San Miguel, Inc. ("GSMI"); Chairman of ECJ & Sons Agricultural Enterprises Inc., San Miguel Pure Foods Company, Inc. ("SMPFC"), Eduardo Cojuangco Jr. Foundation Inc. and Northern Cement Corporation; and Director of Caiñaman Farms Inc. Mr. Cojuangco was formerly a director of the Manila Electric Company, member of the Philippine House of Representatives (1970-1972), Governor of Tarlac Province (1967-1979) and Philippine Ambassador-Plenipotentiary. He also served as the President and Chief Executive Officer of United Coconut Planters Bank, President and Director of United Coconut Life Assurance Corporation and Governor of the Development Bank of the Philippines. He attended the College of Agriculture at the University of the Philippines – Los Baños and the California Polytechnic College in San Luis Obispo, U.S.A. and was conferred a post graduate degree in Economics, honoris causa, from the University of Mindanao, a post graduate degree in Agri-Business, honoris causa, from the Tarlac College of Agriculture, a post graduate degree in Humanities, honoris causa, from the University of Negros Occidental-Recoletos, and a post graduate degree in Humanities, honoris causa, from the Tarlac State University.

Of the companies in which Mr. Cojuangco currently holds directorships, Petron-affiliates SMC, GSMI and SMPFC are listed with the PSE.

Ramon S. Ang, Filipino, born 1954, 64 years old, has served as the Chief Executive Officer and an Executive Director of the Company since January 8, 2009 and the President of the Company since February 10, 2015. He is also a member of the Company's Executive Committee. He holds the following positions, among others: Chairman of Petron Malaysia Refining & Marketing Bhd. ("PMRMB"), Petron Fuel International Sdn. Bhd. ("PFISB"), Petron Oil (M) Sdn. Bhd. ("POMSB"), Petron Freeport Corporation ("PFC"), Las Lucas Construction and Development Corporation ("LLCDC"), New Ventures Realty Corporation ("NVRC"), Abreco Realty Corporation, and SEA Refinery Corporation ("SRC"); Chairman and Chief Executive Officer of Petron Marketing Corporation ("PMC"); Chairman and President of Mariveles Landco Corporation ("MLC"), Petrochemical Asia (HK) Ltd. ("PAHL"), and Robinson International Holdings Ltd. ("RIHL"); Director of Las Lucas Construction and Development Corporation ("LLCDC"), Petron Oil & Gas Mauritius Ltd. ("POGM") and Petron Oil & Gas International Sdn Bhd. ("POGI"); Vice Chairman, President and Chief Operating Officer of SMC; Chairman of San Miguel Brewery Inc. ("SMB"), San Miguel Foods, Inc., The Purefoods-Hormel Company, Inc., San Miguel Yamamura Packaging Corporation, South Luzon Tollway Corporation, Manila North Harbour Port, Inc. ("MNHPI"), Clariden Holdings, Inc., Anchor Insurance Brokerage Corporation, Eagle Cement Corporation and Philippine Diamond Hotel & Resort Inc.; Chairman and Chief Executive Officer of SMC Global Power Holdings Corp. and Far East Cement Corporation; Chairman and President of San Miguel Holdings Corp., San Miguel Equity Investments, Inc. ("SMEII") San Miguel Properties, Inc., Chairman of Eagle Cement Corporation; Vice Chairman of GSMI and SMPFC; President and CEO of Top Frontier Investment Holdings Inc. ("Top Frontier") and President Northern Cement Corporation; sole director and shareholder of Master Year Limited and Chairman of Privado Holdings, Inc.; and Director of other subsidiaries and affiliates of SMC in the Philippines and the Southeast Asia Region. Previously, Mr. Ang was Chairman of Eastern Telecommunications Philippines Inc., Liberty Telecoms Holdings, Inc.; Chairman and President of Bell Telecommunication Philippines, Inc., Atea Tierra Corporation, Cyber Bay Corporation and Philippine Oriental Realty Development Inc.; Vice Chairman and Director of Manila Electric Company; Chief Executive Officer of the Paper Industries Corporation of the Philippines, Aquacor Food Marketing, Inc., Marketing Investors Inc., PCY Oil Mills, Metroplex Commodities, Southern Island Oil Mills and Indophil Oil Corporation; and Director of Air Philippines Corporation. Mr. Ang has a Bachelor of Science degree in Mechanical Engineering from the Far Eastern University.

Of the companies in which Mr. Ang currently holds directorships, SMC and Petron-affiliates GSMI, SMPFC and Top Frontier are also listed with the PSE.

Lubin B. Nepomuceno, Filipino, born 1951, 66 years old has served as a Director of the Company since February 19, 2013 and the General Manager of the Company since February 10, 2015. He is also a member of the Company's Executive Committee. He holds the following positions, among others: President and Chief Executive Officer of PMC; Director and Chief Executive Officer of PMRMB, PFISB and POMSB; Director of POGI, LLCDC, NVRC, PFC, PAHL, RIHL and Petron Singapore Trading Pte. Ltd. ("PSTPL"); Chairman of Philippine Polypropylene Inc. ("PPI"), Petrogen Insurance Corporation ("Petrogen") and Overseas Ventures Insurance Corporation Ltd. ("Ovincor"); Chairman and Chief Executive Officer of Petron Foundation, Inc. ("PFI"); Director of San Miguel Paper Packaging Corporation and Mindanao Corrugated Fibreboard Inc.; Director of MNHPI and President of Archen Technologies, Inc.; Director and General Manager of MLC. Mr. Nepomuceno has held various board and executive positions in the San Miguel Group. He started with SMC as a furnace engineer at the Manila Glass Plant in 1973 and rose to the ranks to become the General Manager of the San Miguel Packaging Group in 1998. He was also formerly the Senior Vice President and General Manager of the Company (September 2009 to February 2013) and the President of the Company (February 2013 to February 2015). Mr. Nepomuceno holds a Bachelor of Science degree in Chemical Engineering and master's degree in Business Administration from the De La Salle University. He also attended the Advanced Management Program at the University of Hawaii, University of Pennsylvania and Japan's Sakura Bank Business Management.

Mr. Nepomuceno does not hold a directorship in any other company listed with the PSE.

Estelito P. Mendoza, Filipino, born 1930, 88 years old, served as a Director of the Company from 1974 to 1986; thereafter, since January 8, 2009. He is a member of the Corporate Governance Committee and the Audit Committee. He is likewise a member of the Board of Directors of SMC, Philippine National Bank ("PNB") and Philippine Airlines, Inc. He has now been engaged in the practice of law for more than 60 years, and presently under the firm name Estelito P. Mendoza and Associates. He has been consistently listed for several years as a "Leading Individual in Dispute Resolution" among lawyers in the Philippines in the following directories/journals: "The Asia Legal 500", "Chambers of Asia" and "Which Lawyer?" yearbooks. He has also been a Professorial Lecturer of law at the University of the Philippines and served as Solicitor General, Minister of Justice, Member of the Batasang Pambansa and Provincial Governor of Pampanga. He was also the Chairman of the Sixth (Legal) Committee, 31st Session of the UN General Assembly and the Special Committee on the Charter of the United Nations and the Strengthening of the Role of the Organization. He holds a Bachelor of Laws degree from the University of the Philippines (*cum laude*) and Master of Laws degree from Harvard University. He is the recipient on June 28, 2010 of a Presidential Medal of Merit as Special Counsel on Marine and Ocean Concerns and was also awarded by the University of the Philippines Alumni Association its 1975 "Professional Award in Law" and in 2013 its "Lifetime Distinguished Achievement Award".

Of the companies in which Atty. Mendoza currently holds directorships, SMC and PNB are also listed with the PSE.

Jose P. de Jesus, Filipino, born 1934, 83 years old, has served as a Director of the Company since May 20, 2014. He is also the Chairman of Clark Development Corporation, Converge ICT Solutions, Inc. and Metroworks ICT Construction, Inc. He was the Secretary of the Department of Transportation and Communications (July 2010 to June 2011), the President and Chief Operating Officer of MERALCO (February 2009 to June 2010), the President and Chief Executive Officer of Manila North Tollways Corporation (January 2000 to December 2008), Executive Vice President of the Philippine Long Distance Telephone Company (1993 to December 1999), Chairman of the Manila Waterworks & Sewerage System (1992 to 1993) and the Secretary of the Department of Public Works and Highways (January 1990 to February 1993). He was awarded the Philippine Legion of Honor, Rank of Commander in June 1992 by then President Corazon C. Aquino. He was *Lux in Domino* Awardee (Most Outstanding Alumnus) of the Ateneo de Manila University in July 2012. He is also a director of Citra Metro Manila Tollways Corporation, Private Infra Development Corporation and South Luzon Tollway Corporation. He is a Trustee of Holy Angel University and Kapampangan Development Foundation. Mr. de Jesus earned his Bachelor of Arts degree in Economics and holds a Master of Arts in Social Psychology from the Ateneo de Manila University. He also finished Graduate Studies in Human Development from the University of Chicago.

Mr. de Jesus does not hold a directorship in any other company listed with the PSE.

Ron W. Haddock, American, born 1940, 77 years old, has served as a Director of the Company since December 2, 2008. He holds the following positions, among others: Chairman and Chief Executive Officer of AEI Services, L.L.C.; and member of the board of Delek Logistics Partners LP. Mr. Haddock was formerly Honorary Consul of Belgium in Dallas, Texas. He also served as Chairman of Safety-Kleen Systems; Chairman and Chief Executive Officer of Prisma Energy International and FINA, and held various management positions in Exxon Mobil Corporation including as Manager of Baytown Refinery, Corporate Planning Manager, Vice President for Refining, and Executive Assistant to the Chairman; and Vice President and Director of Esso Eastern, Inc. He holds a degree in Mechanical Engineering from Purdue University.

Mr. Haddock does not hold any directorship in any other company listed with the PSE.

Aurora T. Calderon, Filipino, born 1954, 63 years old, has served as a Director of the Company since August 13, 2010. She is a member of the Audit Committee, Risk Oversight Committee and the Related Party Transaction Committee. She is also an alternate member of the Executive Committee. She holds the following positions, among others: Senior Vice President and Senior Executive Assistant to the President and Chief Operating Officer of SMC; Director of SMC, PMRMB, POGM, POGI, PMC, PFC, PSTPL, SRC, NVRC, LLCDC, SMEII, Thai San Miguel Liquor Co., Ltd., SMC Global Power Holdings Corp., Rapid Thoroughfares Inc., Trans Aire Development Holdings Corp., Dynamo Telecommunications Company, Inc., Bell Telecommunications Company, Inc., A.G.N. Philippines, Inc. and various subsidiaries of SMC; and Director and Treasurer of Petron-affiliate Top Frontier. She served as a Director of MERALCO (January 2009-May 2009), PAL Holdings, Inc., Philippine Airlines, Inc., Trustmark Holdings Corporation, Zuma Holdings and Management Corporation and Air Philippines Corporation, Senior Vice President of Guoco Holdings (1994-1998), Chief Financial Officer and Assistant to the President of PICOP Resources (1990-1998) and Assistant to the President and Strategic Planning at the Elizalde Group (1981-1989). A certified public accountant, Ms. Calderon graduated *magna cum laude* from the University of the East in 1973 with a degree in Business Administration major in Accounting and earned her master's degree in Business Administration from the Ateneo de Manila University in 1980. She is a member of the Financial Executives and the Philippine Institute of Certified Public Accountants.

Of the companies in which Ms. Calderon currently holds directorships, SMC and Petron-affiliate Top Frontier are also listed with the PSE.

Mirzan Mahathir, Malaysian, born 1958, 59 years old, has served as a Director of the Company since August 13, 2010. He is the Chairman and Chief Executive Officer of Crescent Capital Sdn Bhd, an investment holding and independent strategic and financial advisory firm based in Malaysia. He currently manages his investments in Malaysia and overseas while facilitating business collaboration in the region. He holds directorships in several public and private companies in South East Asia. He is the Chairman of several charitable foundations, a member of the Wharton School Executive Board for Asia and the Business Advisory Council of United Nations ESCAP, and President of the Lawn Tennis Association of Malaysia. He was formerly the Executive Chairman and President of Konsortium Logistik Berhad (1992-2007), Executive Chairman of Sabit Sdn Bhd (1990-1992), Associate of Salomon Brothers in New York, U.S.A. (1986-1990) and Systems Engineer at IBM World Trade Corporation (1982-1985). Mirzan graduated with a Bachelor of Science (Honours) degree in Computer Science from Brighton Polytechnic, United Kingdom and obtained his master's degree in Business Administration from the Wharton School, University of Pennsylvania, USA.

Mr. Mirzan does not hold any directorship in any other company listed with the PSE.

Virgilio S. Jacinto, Filipino, born 1956, 61 years old, has served as a Director of the Company since August 13, 2010. He is a member of the Corporate Governance Committee of the Company. He is also an alternate member of the Executive Committee. He holds the following positions, among others: Corporate Secretary, Compliance Officer, Senior Vice President and General Counsel of SMC; Corporate Secretary and Compliance Officer of Top Frontier and GSMI; Corporate Secretary of other subsidiaries and affiliates of SMC; and Director of various other local and offshore subsidiaries of SMC. Mr. Jacinto has served as a Director and Corporate Secretary of United Coconut Planters Bank, a Director of San Miguel Brewery Inc., a Partner of the Villareal Law Offices (June 1985-May 1993) and an Associate of Sycip, Salazar, Feliciano & Hernandez Law Office (1981-1985). Atty. Jacinto is an Associate Professor of Law at the University of the Philippines. He obtained his law degree from the University of the Philippines (cum laude) where he was the class salutatorian and placed sixth in the 1981 bar examinations. He holds a Master of Laws degree from Harvard University.

Atty. Jacinto does not hold any directorship in any other company listed with the PSE.

Nelly F. Villafuerte, Filipino, born 1937, 81 years old, has served as a Director of the Company since December 1, 2011. She is also a Director of Top Frontier. She is a columnist for the Manila Bulletin and was a former Member of the Monetary Board of the Bangko Sentral ng Pilipinas from 2005 until July 2011. She is an author of business handbooks on microfinance, credit card transactions, exporting and cyberspace and a four (4)-volume series on the laws on banking and financial intermediaries (Philippines). Atty. Villafuerte has served as Governor of the Board of Investments (1998-2005), Undersecretary for the International Sector (Trade Promotion and Marketing Group) of the DTI (July 1998-May 2000), and Undersecretary for the Regional Operations Group of the Department of Trade and Industry ("DTI") (May 2000-2005). She holds a master's degree in Business Management from the Asian Institute of Management ("AIM") and was a professor of international law/trade/marketing at the graduate schools of AIM, Ateneo Graduate School of Business and De La Salle Graduate School of Business and Economics. Atty. Villafuerte obtained her Associate in Arts and law degrees from the University of the Philippines and ranked within the top 10 in the bar examinations.

Of the companies in which Atty. Villafuerte currently holds directorships, Petron-affiliate Top Frontier is also listed with the PSE.

Horacio C. Ramos, Filipino, born 1945, 73 years old, is a first-time nominee for director of the Company. He is the President of Clariden Holdings, Inc. He was a director of SMC (2014-2017), a mining consultant of SMC (2010-2011), the Secretary of the Department of Environment and Natural Resources (February 12-June 30, 2010), the Director of Mines and Geosciences Bureau (July 2006-February 11, 2010), and the Deputy Executive Director of Minerals Development Council (October 11, 2006-February 11, 2010). He holds a degree of Bachelor of Science in Mining Engineering from the Mapua Institute of Technology obtained in 1967, a Graduate Diploma in Mining and Mineral Engineering from the University of New South Wales, Australia in 1976, and a Master of Engineering in Mining Engineering also from the University of New South Wales, Australia in 1978.

Mr. Ramos does not hold any directorship in any other company listed with the PSE.

Reynaldo G. David, Filipino, born 1942, 75 years old, has served as an Independent Director of the Company since May 12, 2009. He is the Chairman of the Audit Committee and is a member of the Risk Oversight Committee, Corporate Governance Committee and the Related Party Transaction Committee. He is an independent director and a member of the Audit Committee, Nomination and Compensation Committee of SMC. He has previously held, among others, the following positions: Philippine Special Trade Representative with the rank of Special Envoy, President and Chief Executive Officer of the Development Bank of the Philippines; Chairman of NDC Maritime Leasing Corporation; and Director of DBP Data Center, Inc. and Al-Amanah Islamic Bank of the Philippines. Other past positions include: Independent Director of ISM and Atok Big Wedge Corporation ("Atok"), Chairman of LGU Guarantee Corporation, Vice Chairman, Chief Executive Officer and Executive Committee Chairman of Export and Industry Bank (September 1997-September 2004), Director and Chief Executive Officer of Unicorp Finance Limited and Consultant of PT United City Bank (concurrently held from 1993-1997), Director of Megalink Inc., Vice President and FX Manager of the Bank of Hawaii (April 1984-August 1986), various directorships and/or executive positions with The Pratt Group (September 1986-December 1992), Producers Bank of the Philippines (October 1982-November 1983), President and Chief Operation Officer of International Corporation Bank (March 1979-September 1982), and Vice President and Treasurer of Citibank N. A. (November 1964-February 1979). He was conferred with the Presidential Medal of Merit in 2010. A Ten Outstanding Young Men awardee for Offshore Banking in 1977, he was also awarded by the Association of Development Financing Institutions in Asia & the Pacific as the Outstanding Chief Executive Officer in 2007. A certified public accountant since 1964, he graduated from the De La Salle University with a combined Bachelor of Arts and Bachelor of Science in Commerce degrees in 1963 and attended the Advanced Management Program of the University of Hawaii (1974). He was conferred with the title Doctor of Laws, honoris causa, by the Palawan State University in 2005 and the title Doctor of Humanities, honoris causa, by the West Visayas State University in 2009.

Other than Petron and its parent company SMC, Mr. David does not hold any directorship in any other company listed with the PSE.

Artemio V. Panganiban, Filipino, born 1936, 81 years old, has served as an Independent Director of the Company since October 21, 2010. He is the Chairman of the Risk Oversight Committee and a member of the Audit and Corporate Governance Committees. He is a columnist for the Philippine Daily Inquirer and officer, adviser or consultant to several business, civic, educational and religious organizations. He is an adviser of Metropolitan Bank and Trust Company and Bank of the Philippine Islands. He was formerly the Chief Justice of the Supreme Court of the Philippines (2005-2006); Associate Justice of the Supreme Court (1995-2005); Chairperson of the Philippine House of Representatives Electoral Tribunal (2004-2005); Senior Partner of Panganiban Benitez Parlade Africa & Barinaga Law Office (1963-1995); President of Baron Travel Corporation (1967-1993); and professor at the Far Eastern University, Assumption College and San Sebastian College (1961-1970). He is an author of over ten books and has received various awards for his numerous accomplishments, most notably the "Renaissance Jurist of the 21st Century" conferred by the Supreme Court after he retired in 2006 and the "Outstanding Manilan" for 1991 by the City of Manila. Chief Justice Panganiban earned his Bachelor of Laws degree (cum laude) from the Far Eastern University in 1960, placed sixth in the bar exam that same year, and holds honorary doctoral degrees in law from several universities.

Apart from Petron, he is an independent director of the following listed companies: MERALCO, First Philippine Holdings Corp., Philippine Long Distance Telephone Co., Metro Pacific Investment Corp., Robinsons Land Corp., GMA Network, Inc., GMA Holdings, Inc., Asian Terminals, Inc. and a non-executive director of Jollibee Foods Corporation.

Margarito B. Teves, Filipino, born 1943, 74 years old, has served as an Independent Director of the Company since May 20, 2014. He is the Chairman of the Corporate Governance and Related Party Transaction Committees and a member of the Audit Committee of the Company. He is also an independent director of SMC and Atok, as well as Alphaland Corporation, Alphaland Balesin Island Club, Inc., AB Capital Investment Corp. and Atlantic Atrium Investments Philippines Corporation. He is also the Managing Director of The Wallace Business Forum and Chairman of Think Tank Inc. He was the Secretary of the Department of Finance of the Philippine government from 2005 to 2010, and was previously the President and Chief Executive Officer of the Land Bank of the Philippines from 2000 to 2005, among others. He was awarded as “2009 Finance Minister of Year/Asia” by the London-based The Banker Magazine. He holds a Master of Arts degree in Development Economics from the Center for Development Economics, Williams College, Massachusetts and is a graduate of the City of London College, with a degree of Higher National Diploma in Business Studies which is equivalent to a Bachelor of Science in Business Economics.

Of the companies in which Mr. Teves currently holds directorships, SMC and Atok are also listed with the PSE.

Carlos Jericho L. Petilla, Filipino, born 1963, 54 years old, is a first time nominee for Independent Director of the Company. He has served as an Independent Director of MRC Allied, Inc. since 2017 to present. He is the founder in 2001, and President and Chief Executive Officer of International Data Conversion Solutions, Inc. (2015 - present; 2001 - 2004); the President and Chief Executive Officer of Freight Process Outsourcing, Inc. (2015 - present), and a co-founder in 1989 and a Director of DDC Group of Companies (2015 - present; 1989 - 2004). He was previously the Secretary of the Department of Energy (2012 - 2015) and the Provincial Governor of the Province of Leyte (2004 - 2012). Mr. Petilla has a Bachelor of Science degree in Management Engineering from the Ateneo De Manila University.

Of the companies in which Mr. Petilla currently holds directorships, MRC Allied, Inc. is also listed with the PSE.

The following have been endorsed for election as directors at the Annual Stockholders' Meeting:

- Eduardo M. Cojuangco, Jr.
- Ramon S. Ang
- Lubin B. Nepomuceno
- Estelito P. Mendoza
- Jose P. de Jesus
- Ron W. Haddock
- Mirzan Mahathir
- Aurora T. Calderon
- Virgilio S. Jacinto
- Nelly Favis-Villafuerte
- Horacio C. Ramos

The final list of nominees for independent directors names the following:

- Reynaldo G. David
- Artemio V. Panganiban
- Margarito B. Teves
- Carlos Jericho L. Petilla

The nominees for independent directors of the Company have certified that they possess all qualifications and none of the disqualifications provided under the Securities Regulation Code (the "Code") and other applicable law and regulation. The certifications of these independent directors are attached hereto as Annexes A-1, A-2, A-3 and A-4.

The Corporate Governance Committee created by the Board of Directors to pre-screen and shortlist candidates nominated to become members of the Board of Directors of the Company pursuant to the Corporate Governance Manual of the Company, at its meeting held on March 13, 2018, reviewed the resumès of the above nominees. Upon finding that the candidates had all the qualifications and none of the disqualifications to be elected as directors as set out in applicable laws and regulations, the Corporate Governance Manual and the Company's By-Laws, the Corporate Governance Committee endorsed the above nominees for election as directors at the Annual Stockholders' Meeting. As of the date of this Information Statement, the Chairman of the Corporate Governance Committee is Mr. Margarito B. Teves and the members are Mr. Reynaldo G. David, former Chief Justice Artemio V. Panganiban, Atty. Estelito P. Mendoza and Atty. Virgilio S. Jacinto.

The nominees for Independent Directors, namely, Messrs. David, Panganiban, Teves and Petilla, were nominated by Mr. Ramon S. Ang. Mr. Ang is not related to any of such nominees.

The procedure and selection of the independent directors were made in accordance with Section 38 of the Code, the Company's By-Laws and the Corporate Governance Manual.

The directors elected at the Annual Stockholders' Meeting will serve for a term of one year or until their successors have been elected and qualified, subject to the provisions of the Company's By- Laws.

B. Executive Officers

The following are the current key executive officers of the Company:

Name	Position	Date of Election
Ramon S. Ang	President and Chief Executive Officer	As President: February 10, 2015 - present; As Chief Executive Officer: January 2009-present
Lubin B. Nepomuceno	General Manager	February 2015-present
Emmanuel E. Eraña	Senior Vice President and Chief Finance Officer	January 2009-present
Freddie P. Yumang	Senior Vice President - Operations for Refinery Division	as Senior Vice President - Operations for Refinery Division: February 1, 2018-present; Vice President from September 2009 - January 31, 2018;
Susan Y. Yu	Vice President - Procurement	January 2009-present
Albertito S. Sarte	Vice President and Treasurer	August 2009-present
Ma. Rowena Cortez	Vice President - Supply	September 2009-present
Archie B. Gupalor	Vice President - National Sales	March 2012-present
Joel Angelo C. Cruz	Vice President - General Counsel & Corporate Secretary and Compliance Officer	April 2010-present; as Vice President: March 2013
Julieta L. Ventigan	Vice President - Business Planning and Development	September 2015-present
Roland B. Salonga	Vice President - Operations	November 2016 - present
Dennis S. Janson	Assistant Vice President and Controller	September 2015-present

Set out below are the profiles of the executive officers of the Company who are not nominees for directors.

Emmanuel E. Eraña, Filipino, 57 years old, has served as the Senior Vice President and Chief Finance Officer of the Company since January 2009. He holds the following positions, among others: President and Chief Executive Officer of Petrogen and NVRC; Chairman and President of South Luzon Prime Holdings, Inc. and Parkville Estates Development Corporation; Chairman, President and Chief Executive Officer of LLCDC; President of PFI; Deputy Chairman of Ovincor; and Director of PFC, POGM, PFISB, POMSB, and Petron Finance (Labuan) Limited. Mr. Eraña held the following positions in the San Miguel Group: as the Vice President and Chief Information Officer (January 2008-December 2009), Vice President and Executive Assistant to the Chief Financial Officer, Corporate Service Unit (December 2006-January 2008), Vice President and Chief Finance Officer of SMFBIL/NFL Australia (May 2005-November 2006), Vice President and Chief Finance Officer of SMPFC (July 2002-May 2005), and Assistant Vice President and Finance Officer (January 2001-June 2002), Assistant Vice President and Finance and Management Services Officer, San Miguel Food Group (2000-2001). Mr. Eraña has a Bachelor of Science degree in Accounting from the Colegio de San Juan de Letran.

Freddie P. Yumang, Filipino, 60 years old, has served as the Senior Vice President for Refinery Operations of the Company since February 1, 2018. He is also a Director of PPI, Mariveles Landco Corporation, Robinson International Holdings Ltd. and PAHL. He is the lead of the Company's Refinery Master Plan - Phase 2 project and has held various positions in the Company, including Vice President for Refinery (September 2009 - January 2018), Operations Manager and Technical Services Manager, and different supervisory and managerial positions at the Petron Bataan Refinery. Mr. Yumang was the former President and is a current advisor of the National Association of Mapua Alumni, the current President of the Foundation of Outstanding Mapuans and a present National Director of the Philippine Society for Mechanical Engineers. He is a professional Mechanical Engineer who graduated from the Mapua Institute of Technology and earned units for a master's degree in Business Administration from the De La Salle University. He also attended the Basic Management and Management Development Programs of the AIM in 1992 and 2002, respectively, in which he received separate awards for superior performance.

Susan Y. Yu, Filipino, 41 years old, has served as the Vice President for Procurement of the Company since January 2009. She is also a Director of Ovincor and Petron Singapore Trading Pte. Ltd. ("PSTPL"). Ms. Yu has served as a trustee of PFI, the Treasurer of Petrogen, Assistant Vice President and Senior Corporate Procurement Manager of San Miguel Brewery Inc., Assistant Vice President and Senior Corporate Procurement Manager of SMC Corporate Procurement Unit (July 2003-February 2008), and Fuel Purchasing and Price Risk Management Manager of Philippine Airlines (May 1997-June 2003). She holds a commerce degree in Business Management from the De La Salle University and a master's degree in Business Administration from the Ateneo de Manila University for which she was awarded a gold medal for academic excellence.

Albertito S. Sarte, Filipino, 50 years old, has served as the Vice President and Treasurer of the Company since August 2009. He is also the Treasurer of most of the Company's subsidiaries. Mr. Sarte served as Assistant Vice President for SMC International Treasury until June 2009. He graduated from the Ateneo de Manila University in 1987 with a Bachelor of Science degree in Business Management and has attended the Management Development Program of the AIM in 1995.

Ma. Rowena O. Cortez, Filipino, 53 years old, has served as the Vice President for Supply of the Company since September 2013, and concurrently the Director for Petron Singapore Trading Pte. Ltd. since June 2013. She is also a Director of PAHL, Robinson International Holdings Ltd., Mariveles Landco Corporation. The various positions she has held in the Company include Vice President for Supply & Operations (July 2010 - August 2013), Vice President for Supply (June 2009 to June 2010) and various managerial and supervisory positions in the Marketing/Sales, and Supply and Operations Divisions of Petron. Ms. Cortez also held various positions at the Philippine National Oil Company - Energy Research and Development Center from 1986 to 1993. She holds a Bachelor of Science degree in Industrial Engineering and a master's degree in Business Administration both from the University of the Philippines, Diliman. She also took post graduate courses at the AIM and the University of Oxford in Oxfordshire, UK. She has attended local and foreign trainings and seminars on leadership, market research, supply chain, risk management, petroleum, petrochemicals and energy.

Archie B. Gupalor, Filipino, 49 years old, has served as the Vice President for National Sales of the Company since March 2012. He holds the following positions, among others: President and Chief Executive Officer of PFC and Director of PMC, NVRC and LLCDC. He has been with the San Miguel Group since 1991. Prior to his appointment in the Company, he held the position of Vice President and General Manager of San Miguel Integrated Sales of San Miguel Foods, Inc. He earned his Bachelor of Science degree in Industrial Psychology at the University of San Carlos and attended several programs here and abroad, including the Executive Management Development Program of the Harvard Business Publishing.

Joel Angelo C. Cruz, Filipino, 56 years old, has served as the Vice President of the Office of the General Counsel of the Company since March 2013 and the Corporate Secretary and Compliance Officer of the Company since April 2010. He holds the following positions, among others: Corporate Secretary and Compliance Officer of Petrogen, Corporate Secretary of LLCDC, NVRC, PMC, and PFC; Corporate Secretary of Petron Global Limited; Assistant Corporate Secretary of MNHPI; and Trustee of PFI. Atty. Cruz was formerly the Assistant Vice President of the Office of the General Counsel, Assistant Corporate Secretary and Legal Counsel of the Company, and Assistant Corporate Secretary of all the Company's subsidiaries. He is a member of the Integrated Bar of the Philippines. Atty. Cruz holds a Bachelor of Arts degree in Economics from the University of the Philippines and a Bachelor of Laws degree from San Beda College. He attended the Basic Management Program of the AIM in which he received an award for superior performance in 1997 as well as numerous local and foreign trainings and seminars.

Julieta L. Ventigan, Filipino, 58 years old, has served as the Vice President for Business Planning and Development of the Company since September 2015. She previously held the position of Assistant Vice President for Business Planning and Development from October 2010 until August 2015. The various positions she has held in the Company include Manager for Business Planning and Development (April 2003 - September 2010) and Manager for Market Planning (October 1999 - March 2003). She has a Bachelor of Science degree major in Agricultural Economics from the University of the Philippines in Los Baños and a master's degree in Business Administration from the Ateneo Graduate School of Business.

Rolando B. Salonga, Filipino, 57 years old, has served as Vice President for Operations and Corporate Technical Services Group since May 1, 2017. Previous positions he held include Vice President for Terminal Operations (November 16, 2016-April 30, 2017), Assistant Vice President for Operations (September 2015-November 2016), Officer-in-Charge-Operations (March 2015-August 2015), Supply and Distribution Head of Petron Malaysia (April 2012-February 2015), Functional Team Lead-Distribution, Project Rajah (Malaysian Acquisition) (October 2011 - March 2012), Manager-Visayas Operations (July 2009 - October 2011), Manager-Distribution (May 2005 - July 2009), Superintendent-Mandaue Terminal (April 2001 - May 2005), Superintendent-Pandacan Manufacturing (April 1995 - April 2001), Superintendent-Pandacan Lubeoil Warehouse (November 1994 - March 1995) and Superintendent-Pandacan Transportation/Distribution (April 1993 - October 1994). Mr. Salonga has a Bachelor of Science degree in Mechanical Engineering from the Mapua Institute of Technology.

Dennis S. Janson, Filipino, 58 years old, has served as the Assistant Vice President for Controllers and the Controller of the Company since September 2015. He is a Director of PSTPL and the Controller of various subsidiaries of Petron. Other positions he held include Assistant Controller of the Company (August 2014 - August 2015), Manager for Financial Analysis and Compliance Controller (March 2013 - July 2014; January 2010 - September 2011), Finance Head and Chief Finance Officer of Petron Malaysia (October 2011 - February 2013) and Manager for Financial Analysis Planning and Risk Management (November 2008 - December 2009). He is a certified public accountant with a Bachelor of Science degree in Commerce major in Accounting from the University of San Carlos in Cebu.

Identify Significant Employees

The Company has no significant employee or personnel who is not an executive officer but is expected to make a significant contribution to the business.

Family Relationship

The Company has no director or executive officer related to any other director or executive officer up to the fourth degree of consanguinity or affinity.

Involvement in Certain Legal Proceedings

The Company is not aware that any one of the incumbent directors and executive officers and persons nominated to become a director and executive officer has been the subject of a bankruptcy petition or a conviction by final judgment in a criminal proceeding, domestic or foreign, excluding traffic violations and other minor offenses, or has been by final judgment or decree found to have violated securities or commodities law and enjoined from engaging in any business, securities, commodities or banking activities for the past five (5) years until the date of this Information Statement.

Certain Relationships and Related Transactions

The major stockholders of the Company are as follows:

- | | | |
|---|---|--------|
| • SEA Refinery Corporation | - | 50.10% |
| • San Miguel Corporation | - | 18.16% |
| • Petron Corporation Employees' Retirement Plan | - | 7.80% |

The basis of control is the number of the percentage of voting shares held by each.

The Company has no transactions or proposed transactions with any of its directors or officers.

*[Rest of page intentionally left blank;
"Compensation of Executive Officers and Directors" follows on next page]*

Compensation of Executive Officers and Directors

The aggregate compensation paid or estimated to be paid to the executive officers and directors of the Company during the periods indicated below is as follows (in million pesos):

(a) Name & Principal Position		(b) Year	(c) Salary	(d) Bonus	(e) Other Annual Compensation
Ramon S. Ang Lubin B. Nepomuceno Emmanuel E. Eraña Freddie P. Yumang* Archie B. Gupalor	President & CEO General Manager SVP / Chief Finance Officer Vice President - Refinery Vice President - National Sales	2018 (est)	103.07	34.36	-
Ramon S. Ang Lubin B. Nepomuceno Emmanuel E. Eraña Freddie P. Yumang Archie B. Gupalor	President General Manager SVP / Chief Finance Officer Vice President - Refinery Vice President - National Sales	2017	96.32	60.09	-
Ramon S. Ang Lubin B. Nepomuceno Emmanuel E. Eraña Freddie P. Yumang Archie B. Gupalor	President General Manager SVP / Chief Finance Officer Vice President - Refinery Vice President - National Sales	2016	87.75	32.29	-
All Other Officers & Directors as a Group Unnamed		2018 (est)	75.70	20.48	-
		2017	58.72	50.27	-
		2016	64.43	26.72	-

*Mr. Yumang was appointed Senior Vice President for Operations of the Refinery Division effective February 1, 2018

Under the Corporate Governance Manual of the Company, the Corporate Governance Committee is tasked with the establishment of a formal and transparent procedure to determine the remuneration of directors and officers that is consistent with the Company's culture and strategy as well as the business environment in which it operates.

As of the date of this Information Statement and as discussed above, the Chairman of the Corporate Governance Committee is Mr. Margarito B. Teves and the members are Mr. Reynaldo G. David, former Chief Justice Artemio V. Panganiban, Atty. Estelito P. Mendoza and Atty. Virgilio S. Jacinto.

Other Arrangements

There are no other arrangements for which the directors are compensated by the Company for services other than those provided as a director.

Employment Contract

In lieu of an employment contract, the directors are elected at the annual meeting of stockholders for a one year term until their successors shall have been duly elected and qualified pursuant to the Company's By-Laws. Any director elected in the interim will serve for the remaining term until the next annual meeting of the stockholders.

Warrants or Options

There are no warrants or options held by directors or officers.

External Auditor and Its Presence at the Stockholders' Meeting

The Company's external auditor for the last fiscal year was R. G. Manabat & Co./KPMG ("KPMG"). KPMG was first appointed the external auditor of the Company in 2010. In 2016, KPMG assigned another partner, Mr. Darwin P. Virocel, to lead the audit of the Company's 2015 financial statements.

The Board of Directors, upon the endorsement of the Audit Committee, nominated KPMG as the external auditor of the Company for fiscal year 2018. The stockholders are requested to approve the re-appointment of KPMG as external auditor of the Company for 2018 at the Annual Stockholders' Meeting.

Among its other functions set out in the Corporate Governance Manual and the Audit Committee Charter, the Audit Committee primarily recommends to the Board of Directors each year the appointment of the external auditor to examine the accounts of the Company for that year. The Audit Committee of the Company is composed of Mr. Reynaldo G. David as the Chairman and Messrs. Margarito B. Teves, Artemio V. Panganiban and Estelito P. Mendoza, and Ms. Aurora T. Calderon as members. Mr. Ferdinand K. Constantino acts as advisor to the Audit Committee.

Duly authorized representatives of KPMG will be present at the Annual Stockholders' Meeting to respond to appropriate questions concerning the 2017 financial statements of the Company. KPMG auditors will also be given the opportunity to make a representation or statement in case they decide to do so.

Action with Respect to Reports

2017

At the Annual Stockholders' Meeting held on May 16, 2017, the Management reported on the 2016 performance of the Company, which closed with a net income of ₱10.82 billion as disclosed to the PSE and PDEX on March 14, 2017 and the SEC through an SEC Form 17-C dated March 14, 2017.

All the actions of the Management and the Board of Directors since the last stockholders' meeting held in 2016 were done in accordance with the general resolutions of the Board of Directors which identify the corporate acts and transactions of the Company, the officer(s) or approving authority(ies) for corporate transactions, and the corresponding approval (amount) limit(s) of such officer(s)/approving authority(ies), and/or the other more specific resolutions of the Board of Directors and the Executive Committee.

Among the significant actions undertaken in 2017 which were endorsed by the Management and approved by the Board of Directors (or approved by the Executive Committee then confirmed and ratified by the Board of Directors) are as follows:

- Approval of items for the 2017 stockholders' meeting such as the date of meeting on May 16, 2017, the record date of March 28, 2017, the agenda of the meeting, and the endorsement of nominees for directors, including the final list of candidates for independent directors;
- Appointments to the Executive, Nomination, Compensation and Audit Committees of the Company;
- Election of directors and the executive officers; and
- Declarations of (i) cash dividends of ₱0.10 per share to all common shareholders with a record date of March 28, 2017 and a pay-out date of April 12, 2017 and (ii) cash dividends of ₱15.75 per Series 2A Preferred Share and ₱17.14575 per Series 2B Preferred Share to shareholders of such shares for the following periods: (a) second quarter of 2017, both with a record date of April 12, 2017 and a pay-out date of May 3, 2017, (b) third quarter of 2017, both with a record date of July 18,

2017 and a pay-out date of August 3, 2017; (c) fourth quarter of 2017, both with a record date of October 16, 2017 and a pay-out date of November 3, 2017; and (d) first quarter of 2018, both with a record date of January 16, 2017 and a pay-out date of February 5, 2017.

2018

At the Annual Stockholders' Meeting scheduled on May 15, 2018, the Management will report on the 2017 performance of the Company, which closed with a net income of ₱14.09 billion as disclosed to the PSE and PDEX on March 13, 2018 and the SEC through an SEC Form 17-C dated March 13, 2018.

In its meeting held on March 13, 2018, the Board of Directors approved the following items to be taken up at the Annual Stockholders' Meeting:

1. Review and approval of the minutes of the previous annual stockholders' meeting;
2. Management report and submission to the stockholders of the 2017 financial statements;
3. Ratification of all acts of the Board of Directors and Management since the last stockholders' meeting in the year 2017, including, but not limited to, the matters set out in Annex A-5 of this Information Statement;
4. Appointment of an external auditor for 2018 and ratification of external auditor fees; and
5. Election of the Board of Directors for 2018-2019.

A brief description of and the rationale for the above agenda items are set out in Appendix 1 of the notice of the Annual Stockholders' Meeting.

Voting Procedure

Each common share is entitled to one vote. A simple majority vote of the stockholders, where a quorum is present at the Annual Stockholders' Meeting scheduled on May 15, 2018, will be needed for the approval of the minutes of the previous stockholders' meeting, the ratification of all acts of the Board of Directors and Management since the last annual stockholder's meeting in 2017, and the appointment of the external auditor of the Company for 2018.

In the election of directors, the 15 nominees who get the highest votes shall be deemed duly elected as directors. Under the express provisions of the Company's By-Laws, cumulative voting is allowed in the election of directors. Thus, a stockholder may distribute his/her votes per share to as many persons as there are directors to be elected, or he/she may cumulate his/her shares and give one candidate as many votes as the number of directors to be elected multiplied by the number of shares he/she has, or he/she may distribute them on the same principle among as many candidates as he/she shall see fit; provided, that the total number of votes cast by him/her shall not exceed the number of shares owned by him/her as shown in the books of the corporation multiplied by the whole number of directors to be elected.

As provided in the Company's By-Laws, if at any meeting of the stockholders a vote by ballot shall be taken, a voting committee (to be headed by two (2) Inspectors of Votes to be appointed by the Chairperson of the meeting and who need not be stockholders) shall be created to adopt its own rules to govern the voting and take charge of the voting proceedings and the preparation and distribution of the ballots. Each member of the voting committee, who need not be stockholders, is required to subscribe to an oath to faithfully execute his/her duties as an inspector of votes with strict impartiality and according the best of his/her ability.

The external auditor of the Company will be requested to supervise the voting proceedings.

Management's Discussion and Analysis or Plan of Operation

The *Management's Discussion and Analysis of the Financial Conditions and Other Information* of the Company as of December 31, 2017 is attached hereto as Annex B.

Financial Statements

The *Statement of Management's Responsibility* and the Consolidated Audited Financial Statements of the Company as of December 31, 2017, including the Index to Financial Statements and the Supplementary Schedules, are attached hereto as Annex C.

[Signature page follows]

After reasonable inquiry and to the best of my knowledge and belief, I certify that the information set forth in this report is true, complete and correct. This report is signed on April 3, 2018 at Mandaluyong City.

PETRON CORPORATION

By:


Joel Angelo C. Cruz
VP - General Counsel &
Corporate Secretary

NOTICE: The Company will post the full version of this SEC Form 20-IS (Definitive Information Statement), together with all its annexes including the 2017 consolidated audited financial statements of the Company, on the company website www.petron.com upon its approval by the Securities and Exchange Commission.

The Company will likewise post its interim unaudited financial statements for the first quarter of 2018 on SEC Form 17-Q on the company website www.petron.com on May 10, 2018.

Upon the written request of a stockholder, the Company undertakes to furnish such stockholder with a copy of the full version of this SEC Form 20-IS (Definitive Information Statement), its SEC Form 17-Q for the first quarter of 2018 and/or its SEC Form 17-A free of charge. Such written request shall be directed to the Office of the General Counsel & Corporate Secretary, Petron Corporation, Podium B Level, SMC Head Office Complex, 40 San Miguel Avenue, 1550 Mandaluyong City, Philippines.

ANNEX A

CERTIFICATIONS OF THE INDEPENDENT DIRECTORS

*[Rest of page intentionally left blank;
certifications of the independent directors follow on next pages]*

ANNEX A - 1

CERTIFICATION OF INDEPENDENT DIRECTOR

I, **ARTEMIO V. PANGANIBAN**, Filipino, of legal age, and a resident of 1203 Acacia Street, Dasmariñas Village, Makati City, after having been duly sworn to in accordance with law do hereby declare that:


1. I am a nominee for independent director of Petron Corporation and have been its independent director since October 21, 2010.
2. I am affiliated with the following listed companies or organizations:

Company/Organization	Position/Relationship	Period of Service
GMA Network, Inc.	Independent Director	2007 - present
First Philippine Holdings Corporation	Independent Director	2007 - present
Metro Pacific Investments Corporation	Independent Director	2007 - present
Manila Electric Company	Independent Director	2008 - present
Robinsons Land Corporation	Independent Director	2008 - present
GMA Holdings, Inc.	Independent Director	2009 - present
Asian Terminals, Inc.	Independent Director	2010 - present
Philippine Long Distance Telephone Co.	Independent Director	2013 - present
Jollibee Foods Corporation	Non-Executive Director	2012 - present
Metropolitan Bank & Trust Company	Senior Adviser	2007 - present
Bank of the Philippine Islands	Member, Advisory Council	2016 - present
Double Dragon Properties Corporation	Adviser	2014 - present

For my full bio-data, log on to my personal website: cjpanganiban.com


3. I possess all the qualifications and none of the disqualifications to serve as an Independent Director of Petron Corporation, as provided for in Section 38 of the Securities Regulation Code and its implementing rules and regulations and other issuances of the Securities and Exchange Commission (the "SEC").
4. To the best of my knowledge, I am not related to any director/officer/substantial shareholder of Petron Corporation and its subsidiaries and affiliates.
5. To the best of my knowledge, I am not the subject of any pending criminal or administrative investigation or proceeding in court.
6. I am neither in government service nor affiliated with a government agency or government-owned and -controlled corporation.
7. I shall faithfully and diligently comply with my duties and responsibilities as independent director under the Securities Regulation Code and its implementing rules and regulations, the Code of Corporate Governance and other SEC issuances.
8. I shall inform the Corporate Secretary of Petron Corporation of any changes in the abovementioned information within five (5) days from its occurrence.

Done this MAR 13 2018 at Mandaluyong City.


ARTEMIO V. PANGANIBAN
 Independent Director

SUBSCRIBED AND SWORN to before me this MAR 13 2018 at MANDALUYONG CITY affiant personally appeared before me and exhibited to me his Passport No. EC2160733 issued by the Department of Foreign Affairs, Manila on September 22, 2014.

Doc. No. 330 ;
 Page No. 67 ;
 Book No. I ;
 Series of 2018.


ARTEMIO V. P. QUEZON
 Notary Public for Mandaluyong City
 40 San Miguel Avenue, 1550 Mandaluyong City
 Appointment No. 0382-18
 Until December 31, 2019
 Attorney's Roll No. 29728
 PFR No. 3388739/01-03-18/Mandaluyong
 Lifetime ISF No. 08324
 AICLE Compliance No. N-02207004-20-2016

ANNEX A-2

CERTIFICATION OF INDEPENDENT DIRECTOR

I, **REYNALDO G. DAVID**, Filipino, of legal age, and a resident of No. 35 Narra Street, South Forbes Park, Makati City, after having been duly sworn to in accordance with law do hereby declare that:

- I am a nominee for independent director of Petron Corporation and have been its independent director since May 12, 2009.
- I am affiliated with the following companies or organizations:

Company/Organization	Position/Relationship	Period of Service
San Miguel Corporation	Independent Director	June 14, 2016 to present

- I possess all the qualifications and none of the disqualifications to serve as an Independent Director of Petron Corporation, as provided for in Section 38 of the Securities Regulation Code and its implementing rules and regulations and other issuances of the Securities and Exchange Commission ("SEC").
- I am related to the following director/officer/substantial shareholder of Petron Corporation and its subsidiaries and affiliates other than the relationship provided under Rule 38.2.3 of the Securities Regulation Code:

Name of Director/Officer/Substantial Shareholder	Company	Nature of Relationship
San Miguel Corporation	San Miguel Corporation	Independent Director

- I disclose that I am the subject of the following criminal/administrative investigation or proceeding:

Offense Charged/Investigated	Tribunal or Agency Involved	Status
Violation of Section 3(e) of R.A. 3019, as amended	Sandiganbayan Supreme Court	Case before Sandiganbayan dismissed. Appeal pending with the Supreme Court.
Petition for the Issuance of Freeze Order	Court of Appeals Supreme Court	Petition before Court of Appeals dismissed. Appeal pending with the Supreme Court.
Queries regarding Philex Mining Corporation	Securities and Exchange Commission	Comment submitted


- I am neither in government service nor affiliated with a government agency or government-owned and -controlled corporation.
- I shall faithfully and diligently comply with my duties and responsibilities as independent director under the Securities Regulation Code and its implementing rules and regulations, the Code of Corporate Governance and other SEC issuances.
- I shall inform the Corporate Secretary of Petron Corporation of any changes in the abovementioned information within five days (5) from its occurrence.

Done this MAR 13 2018 at Mandaluyong City.


REYNALDO G. DAVID
 Independent Director

SUBSCRIBED AND SWORN to before me this MAR 13 2018 at MANDALUYONG CITY affiant exhibiting to me his Passport with No. EB9544614 issued at DFA, NCR East on November 8, 2013 valid until November 7, 2018.

Doc. No. 381 ;
 Page No. 48 ;
 Book No. I ;
 Series of 2018.


 DCA-VFC P. 017826374
 Notary Public for Mandaluyong City
 40 San Miguel Avenue, 1550 Mandaluyong City
 Appointment No. 0382-18
 Until December 31, 2019
 Attorney's Roll No. 56725
 PTR No. 3388759-01-03-18-Mandaluyong
 Lifetime DFP No. 06324
 VICE Compliance No. V-20197804-20-2016

ANNEX A-3

CERTIFICATION OF INDEPENDENT DIRECTOR

I, **MARGARITO B. TEVES**, Filipino, of legal age, and a resident of 411 Ambuklao Street, Ayala Alabang Village, Muntinlupa City, after having been duly sworn to in accordance with law do hereby declare that:

- I am a nominee for independent director of Petron Corporation and have been its independent director since May 20, 2014.
- I am affiliated with the following companies or organizations:

Company	Position/Relationship	Period of Service
P.J. Lhuillier Group of Companies	Member, Strategic Committee	February 2015 to present
Bank of Commerce	Board Adviser	July 26, 2013 to present
Atlantic Aurum Investments Philippines Corporation	Independent Director	July 19, 2013 to present
AB Capital Investment Corp.	Independent Director	June 29, 2012 to present
San Miguel Corporation	Independent Director	June 14, 2012 to present
The Wallace Business Forum	Managing Director	March 1, 2012 to present
Think Tank	Chairman	1998 to 2000; 2010 to present
Alphaland Balesin Island Club, Inc.	Independent Director	2012 to present
Alphaland Corporation	Independent Director	May 26, 2011 to present
Atok-Big Wedge Co., Inc.	Independent Director	2011 to present
The City Club at Alphaland Makati Place, Inc.	Independent Director	2011 to present
Pampanga Sugar Development Co.	Director	July 2011 to present

- I possess all the qualifications and none of the disqualifications to serve as an Independent Director of Petron Corporation, as provided for in Section 38 of the Securities Regulation Code and its implementing rules and regulations and other issuances of the Securities and Exchange Commission ("SEC").
- I am related to the following director/officer/substantial shareholder of Petron Corporation and its subsidiaries and affiliates other than the relationship provided under Rule 38.2.3 of the Securities Regulation Code:

Name of Director/Officer/Substantial Shareholder	Company	Nature of Relationship
San Miguel Corporation	San Miguel Corporation	Independent Director

- I disclose that I am the subject of the following criminal/administrative investigation or proceeding:

Offense Charged/Investigated	Tribunal or Agency Involved	Status
A legal suit between private parties for qualified theft and/or estafa. I was included only because I was the <i>former President of Land Bank</i> .	Office of the City Prosecutor (Manila)	Have not received copy of the actual complaint-affidavit
Republic Act No. 3019. I was included only because I was the <i>former ex officio Chairman of Land Bank</i> .	Office of the Ombudsman	Pending at the Office of the Ombudsman


- I am neither in government service nor affiliated with a government agency or government-owned and -controlled corporation.
- I shall faithfully and diligently comply with my duties and responsibilities as independent director under the Securities Regulation Code and its implementing rules and regulations, the Code of Corporate Governance and other SEC issuances.
- I shall inform the Corporate Secretary of Petron Corporation of any changes in the abovementioned information within five (5) days from its occurrence.

Done this MAR 13 2018 at Mandaluyong City.


MARGARITO B. TEVES
 Independent Director

SUBSCRIBED AND SWORN to before me this MAR 13 2018 at MANDALUYONG CITY, affiant exhibiting to me his Passport Number EC3397199 issued at DFA Manila on February 6, 2015 valid until February 5, 2020.

Doc. No. 329 ;
 Page No. 67 ;
 Book No. T ;
 Series of 2018.


 Notary Public for Mandaluyong City
 40 San Miguel Avenue, 1550 Mandaluyong City
 Appointment No. 0392-15
 Until December 31, 2018
 Attorney's Reg. No. 36729
 PTR No. 2388759-03-18/Mandaluyong
 Lifetime TRP No. 09324
 MCLC Compliance No. V-03207004-20-2016

ANNEX A-4

CERTIFICATION OF INDEPENDENT DIRECTOR

I, CARLOS JERICO L. PETILLA, Filipino, of legal age and a resident of #6 Naples St, Country Villas, Quezon City, after having been duly sworn to in accordance with law do hereby declare that:

1. I am a first-time nominee for Independent Director of Petron Corporation ("Petron").
2. I am affiliated with the following companies or organizations (including government-owned and controlled corporations):

COMPANY/ORGANIZATION	POSITION/RELATIONSHIP	PERIOD OF SERVICE
MRC Allied, Inc.	Independent Director	2017 – present
International Data Conversion Solutions, Inc.	President and Chief Executive Officer	2001 - 2004; 2015 – present
Freight Process Outsourcing, Inc.	President and Chief Executive Officer	2015 – present
DDC Group of Companies	Director	1989-2004; 2015 – present

3. I possess all the qualifications and none of the disqualifications to serve as an Independent Director of Petron, as provided for in Section 38 of the Securities Regulation Code, its implementing rules and regulations and other issuances of the Securities and Exchange Commission ("SEC").
4. To the best of my knowledge, I disclose that I am the subject of the following criminal/administrative investigation or proceeding]:

OFFENSE CHARGED/INVESTIGATED	TRIBUNAL OR AGENCY INVOLVED	STATUS
Investigated on GPPB resolution issued in August 2015 allowing MRT to negotiate procurement	Ombudsman	On going
Investigated on violation of Section 3 (e) on purchase of fertilizer in 2004	Ombudsman	On Going


5. I shall faithfully and diligently comply with my duties and responsibilities as Independent Director under the Securities Regulation Code and its implementing rules and regulations, the Code of Corporate Governance and other SEC issuances.
6. I shall inform the Corporate Secretary of Petron of any changes in the abovementioned information within five (5) days from its occurrence.

Done this MAR 27 2018 day of _____, at QUEZON CITY.


Affiant

MAR 27 2018 QUEZON CITY
SUBSCRIBED AND SWORN to before me this ___ day of _____ at _____, affiant personally appeared before me and exhibited to me his/her _____ issued at _____ on _____.

Doc. No. 294 ;
Page No. 170 ;
Book No. XX ;
Series of 2018.


ATTY. ROGELIO J. BOLIVAR
NOTARY PUBLIC IN QUEZON CITY
AM Adm. Not. Cert. No. NP-050 1-12-17 until 12-31-2018
IBP O.R. No. 10302 Y4 Jan. 2017 up to Dec. 2018
PTR O.R. No. 5620486 C 1-3-18 / Ref. No. 33332 / TRK 129-571-003
MCLE No. 140010206 valid from 04/15/2016 until 04/14/2018 PASIG CITY
Address: 31-F Harvard St. Cubao, Q.C.

ANNEX A-5

MATERIAL MATTERS APPROVED BY THE BOARD OF DIRECTORS SINCE THE 2017 ANNUAL STOCKHOLDERS' MEETING UNTIL THE DATE OF THIS REPORT

Meeting Date	Matters Approved by the Board of Directors										
May 16, 2017	<p>Matters approved at the annual stockholders' and organizational meetings held:</p> <p>A. Annual Stockholders' Meeting</p> <ol style="list-style-type: none"> 1. Appointment of R.G. Manabat & Co. as independent external auditor of the Company for year 2017 2. Election of the following as directors of the Company for 2017-2018: <ol style="list-style-type: none"> (i) Eduardo M. Cojuangco, Jr. (ii) Ramon S. Ang (iii) Lubin B. Nepomuceno (iv) Estelito P. Mendoza (v) Jose P. De Jesus (vi) Eric O. Recto (vii) Mirzan Mahathir (viii) Ron W. Haddock (ix) Romela M. Bengzon (x) Aurora T. Calderon (xi) Virgilio S. Jacinto (xii) Nelly Favis-Villafuerte <p>Independent Directors</p> <ol style="list-style-type: none"> (i) Reynaldo G. David (ii) Artemio V. Panganiban (iii) Margarito B. Teves <p>B. Organizational Meeting</p> <ol style="list-style-type: none"> 1. Appointment of the following as members of the board committees and lead independent director: <p style="margin-left: 40px;"><u>Executive Committee</u></p> <table style="margin-left: 80px; border: none;"> <tr> <td>Eduardo M. Cojuangco, Jr.</td> <td>- Chairman</td> </tr> <tr> <td>Ramon S. Ang</td> <td>- Member</td> </tr> <tr> <td>Lubin B. Nepomuceno</td> <td>- Member</td> </tr> <tr> <td>Aurora T. Calderon</td> <td>- Alternate Member</td> </tr> <tr> <td>Virgilio S. Jacinto</td> <td>- Alternate Member</td> </tr> </table> 	Eduardo M. Cojuangco, Jr.	- Chairman	Ramon S. Ang	- Member	Lubin B. Nepomuceno	- Member	Aurora T. Calderon	- Alternate Member	Virgilio S. Jacinto	- Alternate Member
Eduardo M. Cojuangco, Jr.	- Chairman										
Ramon S. Ang	- Member										
Lubin B. Nepomuceno	- Member										
Aurora T. Calderon	- Alternate Member										
Virgilio S. Jacinto	- Alternate Member										

Audit Committee

Reynaldo G. David	- Chairman (Independent Director)
Margarito B. Teves	- Member (Independent Director)
Artemio V. Panganiban	- Member (Independent Director)
Estelito P. Mendoza	- Member
Aurora T. Calderon	- Member
Ferdinand K. Constantino	- Advisor

Risk Oversight Committee

Artemio V. Panganiban	- Chairman (Independent Director)
Reynaldo G. David	- Member (Independent Director)
Aurora T. Calderon	- Member

Corporate Governance Committee

Margarito B. Teves	- Chairman (Independent Director)
Reynaldo G. David	- Member (Independent Director)
Artemio V. Panganiban	- Member (Independent Director)
Estelito P. Mendoza	- Member
Virgilio S. Jacinto	- Member

Related Party Transaction Committee

Margarito B. Teves	- Chairman (Independent Director)
Reynaldo G. David	- Member (Independent Director)
Aurora T. Calderon	- Member

Lead Independent Director

Reynaldo G. David	- Lead Independent Director
-------------------	-----------------------------

2. Election of the following as officers of the Company for 2017-2018:

Eduardo M. Cojuangco, Jr.	- Chairman
Ramon S. Ang	- President & Chief Executive Officer
Lubin B. Nepomuceno	- General Manager
Emmanuel E. Eraña	- Senior Vice President & Chief Finance Officer
Susan Y. Yu	- VP, Procurement
Maria Rowena O. Cortez	- VP, Supply
Freddie P. Yumang	- VP, Refinery
Archie B. Gupalor	- VP, National Sales
Albertito S. Sarte	- VP & Treasurer
Joel Angelo C. Cruz	- VP - General Counsel & Corporate Secretary/Compliance Officer
Jaime O. Lu	- VP & Operations Manager, Petron Malaysia
Julieta L. Ventigan	- AVP, Business Planning & Development

	<p>Rolando B. Salonga - AVP, Operations & Corporate Technical Services Group</p> <p>Dennis S. Janson - AVP & Controller</p> <p>Nathaniel R. Orillos - AVP, Refinery Production</p> <p>Rolando R. Evangelista - AVP, Power Plant & Utilities</p> <p>Ma. Rosario D. Vergel de Dios - AVP, Human Resources Management</p> <p>Mary Ann M. Neri - AVP, Marketing</p> <p>Magnolia Cecilia D. Uy - AVP, Market Planning, Research & Sales Information</p> <p>Charmaine V. Canillas - AVP, Corporate Affairs</p> <p>Fernando S. Magnayon - AVP, Industrial Trade</p> <p>Samuel S. Candido - AVP, Refinery Technical Services</p> <p>Myrna C. Geronimo - AVP & Chief Finance Officer, Petron Malaysia</p> <p>Rommel B. Remulla - AVP, Reseller Trade</p> <p>Virgilio V. Centeno - AVP, LPG, Lubes & Greases</p> <p>Noel S. Ventigan - AVP, Metro Manila Operations & Manufacturing</p> <p>Terelu O. Carrillo - AVP, Petron Singapore</p> <p>Jhoanna Jasmine M. Javier-Elacio - Assistant Corporate Secretary</p> <p>Ronaldo T. Ferrer - Head, Internal Audit</p> <p>C. Other matters approved at the organizational meeting:</p> <ol style="list-style-type: none"> 1. Adoption of the Personal Data Privacy Policy 2. Adoption of the Board and Committee Charters pursuant to the Company's New Corporate Governance Manual <ol style="list-style-type: none"> 1. Charter of the Board of Directors 2. Charter of the Executive Committee 3. Charter of the Audit Committee 4. Charter of the Corporate Governance Committee 5. Charter of the Risk Oversight Committee 6. Charter of the Related Party Transaction Committee
August 8, 2017	<p>Matters approved at the board meeting held:</p> <ol style="list-style-type: none"> 1. First Semester 2017 Financial Statements 2. Cash dividend for preferred shareholders 3. Appointment of Mr. Ronaldo T. Ferrer as Assistant Vice President for Internal Audit effective May 1, 2017 4. Approval of external auditor's fees totaling P6,819,400 for the review of 2017 Financial Statements of the Company and its subsidiaries

<p>November 10, 2017</p>	<p>Matters approved at the board meeting held:</p> <ol style="list-style-type: none"> 1. Year-to-date September 2017 Financial Statements 2. Appointment of Ms. Fe Irma A. Ramirez as Assistant Vice President for Supply effective October 1, 2017
<p>February 13, 2018</p>	<p>Matter approved at the special board meeting held:</p> <p>Appointment of the following officers:</p> <p><u>Effective February 1, 2018</u></p> <ol style="list-style-type: none"> 1. Mr. Freddie P. Yumang - Senior Vice President - Operations for Refinery Division <p><u>Effective January 1, 2018</u></p> <ol style="list-style-type: none"> 1. Mr. Allister J. Go - Assistant Vice President for Petron Bataan Refinery ("PBR") Production A 2. Mr. Reynaldo V. Velasco, Jr. - Assistant Vice President for PBR Production B 3. Mr. Raymond C. Osmond - Assistant Vice President for Refinery Solid Fuel-Fired Boiler/Thermal Power Plant
<p>March 13, 2018</p>	<p>Matters approved at the board meeting held:</p> <ol style="list-style-type: none"> 1. 2017 Financial Statements 2. Endorsement of the re-appointment of R.G. Manabat & Co. as external auditor of the Company for year 2018 3. Cash dividend for common shareholders 4. Cash dividends for Series 2 preferred shareholders 5. Annual Stockholders' Meeting <ol style="list-style-type: none"> a. Date: May 15, 2018, Tuesday b. Venue: Valle Verde Country Club, Pasig City b. Record date: March 27, 2018 c. Closing of books: March 28 - April 5, 2018

6. Nominees to the Board of Directors and Final List of Candidates for Independent Directors:

- a. Eduardo M. Cojuangco, Jr.
- b. Ramon S. Ang
- c. Lubin B. Nepomuceno
- d. Estelito P. Mendoza
- e. Jose P. De Jesus
- f. Mirzan Mahathir
- g. Ron W. Haddock
- h. Aurora T. Calderon
- i. Virgilio S. Jacinto
- j. Nelly Favis-Villafuerte
- k. Horacio C. Ramos

Independent Directors

- l. Reynaldo G. David
- m. Artemio V. Panganiban
- n. Margarito B. Teves
- o. Carlos Jericho L. Petilla

7. Appointment of Ms. Jacqueline L. Ang-Chai as Assistant Vice President for Procurement effective March 1, 2018

ANNEX B

MANAGEMENT'S DISCUSSION AND ANALYSIS OF FINANCIAL POSITION AND FINANCIAL PERFORMANCE

Results of Operations

2017 vs. 2016

2017 marked another milestone for Petron Corporation as it posted record high consolidated net income of **₱ 14.09 billion**, 30% or **₱ 3.27 billion** higher than previous year's **₱ 10.82 billion** earnings. The company's deliberate thrust to sell higher margin fuels and petrochemicals sourced from its own production and focus to more profitable market segments drove its growth complemented by the strong performance of its Malaysian (PM) operations.

Consolidated Sales volume grew by 2% to **107.76 million barrels (MMB)** from 105.70 MMB in 2016 mainly driven by its PM operations. The Company's operations both in the Philippines and Malaysia continued to grow as its network of service stations increased during the year, further strengthening its presence in the Retail segment. Meanwhile, greater participation in the aviation sector was offset by reduced involvement in the less profitable market segments. On a per product basis, with the exception of Diesel and LPG, sales volume of all products went up led by gasoline and kero/jet.

Net sales surged by 26% or **₱ 90.78 billion** to **₱ 434.62 billion** due to the escalation in selling prices driven by the strengthening regional market prices of finished petroleum products. This was further boosted by the **₱ 2.90** average depreciation of the peso against the US dollar.

Cost of Goods Sold (CGS) rose by 28% to **₱ 391.97 billion** from previous year's **₱ 306.13 billion** prompted by the increase in cost per liter as Dubai crude price averaged US\$53.17/barrel compared to US\$41.27/barrel in 2016. The effect of higher refining cracks coupled by the savings from power cost contributed to the improvement in margin, partly negated by the decline in net inventory gain realized in 2017.

Selling and Administrative Expenses (OPEX) of **₱ 15.02 billion** went up by 8% or **₱ 1.10 billion** owing to the increase in service stations' related expenses, rental of additional storage tanks, higher maintenance and repairs as well as IT-related expenses.

Net Financing Costs and Other Charges slid to **₱ 8.80 billion** from **₱ 9.42 billion** in 2016 largely due to non-recurring gains from the compulsory divestment of service stations that were acquired by the Malaysian government, net forex/hedging gain vs. loss in 2016, decrease in bank charges and lower marked-to-market (MTM) losses on outstanding commodity hedges. Favorable variances were partly offset by higher interest expense and the full amortization of debt issue costs related to the pre-terminated US dollar-denominated loans in June 2017.

Income tax expense climbed by 34% to **₱ 4.75 billion** from previous year's **₱ 3.56 billion** on account of higher pre-tax income.

2016 vs 2015

Petron Corporation sustained strong performance in 2016 with a **consolidated net income of ₱ 10.82 billion**, 73% or ₱ 4.55 billion higher than previous year's ₱ 6.27 billion earnings. The company's improved results was driven by the growth in sales volume, operational efficiency coupled with increased production run resulting in better yields, as well as effective risk management. 2016 also marked the start of RMP2's commercial operations which resulted in the production of higher valued products and the benefit of processing cheaper crudes. However, thinner refining cracks partly toned down the company's margin.

Consolidated Sales volume increased by 6% to a record high of **105.70 million barrels (MMB)** from 99.1 MMB in 2015 with the 7% upsurge from both the Petron Philippine (PP) and Malaysian (PM) operations. The growth was attributable from aggressive service station network expansion, various marketing initiatives and greater participation in key industries such as power generation and aviation. Both markets saw solid growths across key segments such as Reseller, Industrial, LPG and Lubricants. Except for Fuel oil and Naphtha, all products registered volume improvements lead by gasoline and diesel sales.

Net sales declined by 5% or ₱ 16.34 billion to **₱ 343.84 billion** due to lower average selling prices. The reference market prices of finished products in the region weakened along with the relatively lower crude oil prices in 2016. The benchmark Dubai crude averaged US\$41.27/barrel in 2016, 19% lower than full year 2015 average of US\$50.91/barrel. Meanwhile, the drop in prices was tempered by the ₱ 2.00 average depreciation of the peso vis a vis the US dollar. The effect of lower selling prices was partially offset by the additional revenue from higher sales volume.

Cost of Goods Sold (CGS) dipped more by 7% to **₱ 306.13 billion** from previous year's ₱ 328.73 billion prompted by lower cost of crude and imported finished products partially countered by the cost of incremental volume sold. The effect of lower product cracks in 2016 was negated by the net inventory gains realized during 2016, a turnaround from the net inventory loss reported in the previous year.

Selling and Administrative Expenses (OPEX) of **₱ 13.92 billion** increased by 5% or ₱ 608 million traced to higher service stations' related expenses, warehousing and terminalling fees and accrual of retirement benefits.

Net Financing Costs and Other Charges went up to **₱ 9.42 billion** from ₱ 8.21 billion in 2015 largely due to the absence of capitalized interest from RMP2 project financing. The increase in interest expense was tempered by lower marked-to-market (MTM) losses on outstanding commodity hedge positions, reduced swap costs on foreign currency hedges and lower bank charges.

Despite the increase in income before income tax, **Income tax expense** dropped by 3% to **₱ 3.56 billion** from previous year's ₱ 3.66 billion upon the availment of the income tax holiday incentive of RMP2.

2015 vs 2014

Despite the continued decline in global oil prices, Petron Corporation posted a consolidated net income of **₱ 6.27 billion** in 2015, more than double the previous year's ₱ 3.01 billion mainly due to surge in sales volumes, improved margins and effective risk management.

Consolidated Sales volume surged by 14% to **99.1 million barrels (MMB)** from previous year's 87.0 MMB. Bulk of the growth came from the Philippine operations where total sales reached 63.0 MMB, 21% ahead of last year. Sales to domestic customers grew by 12%, mainly on account of the 11% growth in the Retail Trade, 16% in the LPG business, and substantial increase in Supply sales. The surge in Exports market also contributed to the growth. On a per product basis, gasoline and diesel sales exhibited the most significant improvement.

Net sales plunged by 25% or **₱ 122.36 billion** to **₱ 360.18 billion** prompted by the drop in selling prices as benchmark regional market prices of finished products fell along with the slump in global crude oil prices. During the year, reference crude Dubai averaged US\$50.91/bbl, almost half of US\$96.61/bbl in 2014. The decline in revenues from the lower selling prices was partially tempered by the increase in sales volume.

Cost of Goods Sold (CGS) fell more by 29% to **₱ 328.73 billion** from last year's ₱ 463.40 billion, also attributed to the cheaper cost of crude and imported products. Gross margins improved due to lower inventory losses and strong product cracks, especially for gasoline.

Part of the CGS was **refinery expenses and fuel** of PP amounting to **₱ 12.53 billion**. This was 6% or ₱ 858 million lower than previous year's ₱ 13.39 billion due to cheaper refinery fuel amid higher production run.

Meanwhile, **Selling and Administrative Expenses (OPEX)** of **₱ 13.31 billion** exceeded the ₱ 11.53 billion incurred in 2014 due to the accrual of retirement expense, depreciation and real property taxes of depots and new service stations, 3rd party terminalling fees with the move-out from Pandacan, increased promotions/advertising activities, higher LPG cylinder purchases as well as increased CSR projects.

Net Financing Costs and Other Charges significantly increased to **₱ 8.21 billion** from ₱ 3.79 billion a year ago mainly due to marked-to-market (MTM) losses on outstanding commodity hedge positions during the year versus MTM gains in 2014, coupled with the higher cost of foreign currency swap hedges.

Income tax expense grew four-fold to **₱ 3.66 billion** as against ₱ 804 million in the previous year resulting from higher taxable income in 2015.

Financial Position

2017 vs 2016

The **consolidated assets** of Petron amounted to **₱ 338.03 billion** by the end of 2017, **6% or ₱ 19.14 billion higher** than end-December 2016 balance of **₱ 318.89 billion** mainly due to the increases in inventories and trade receivables.

Financial assets at fair value through profit or loss climbed to **₱ 336 million** from ₱ 221 million on account of higher MTM gains on outstanding commodity hedges.

Trade and other receivables - net surged to **₱ 38.16 billion**, **21% or ₱ 6.61 billion higher** than end-2016 level of ₱ 31.55 billion due to the increase in fuel prices.

Inventories - net substantially increased by 28% or **₱ 12.46 billion to ₱ 56.60 billion** from ₱ 44.15 a year ago brought about by the escalation in cost of crude and finished products due to the strengthening of prices towards end 2017.

Available-for-sale financial assets (current and non-current) went up to **₱ 531 million** from ₱ 479 million due mainly to Insurance subsidiaries' additional investment in government securities.

On October 30, 2017, the Parent Company consummated the sale of its shares in Manila North Harbor Port, Inc (MNHPI) presented under **Investment in shares of stock of an associate** as of end 2016. The remaining unsold shares amounting to **₱ 9 million** was presented as **Asset held for sale** (included in the Other current asset) as of December 31, 2017.

Investment property - net was reduced to **₱ 75 million** from end-December 2016 level of ₱ 91 million with the disposal of a parcel of land by a real estate subsidiary.

Deferred tax assets - net which mainly pertains to PM, increased by 7% or ₱ 13 million to **₱ 207 million** mainly due to the appreciation of the Ringgit versus the US dollar.

Goodwill - net accumulated to **₱ 8.28 billion** from ₱ 7.48 billion resulting from currency translation gain of PM's goodwill with the appreciation of the Ringgit versus the US dollar.

Other noncurrent assets - net fell from ₱ 6.42 billion to **₱ 5.96 billion** mainly due to the amortization of catalysts and deferred input vat.

Short-term loans declined to **₱ 69.58 billion** from ₱ 90.37 billion as the Parent Company's payment exceeded the availment coupled by PM's full settlement of its short-term loans.

Liabilities for crude and petroleum products grew by 23% (₱ 6.95 billion) to **₱ 36.92 billion** driven by higher prices of outstanding crude and product purchases.

Trade and other payables dropped by 28% from ₱ 16.16 billion to **₱ 11.60 billion** mainly due to the settlement of various payables to a related party, contractors and suppliers.

Derivative liabilities grew more than double from ₱ 778 million to **₱ 1.79 billion** attributed to the increase in MTM losses on outstanding commodity hedges.

Long-term debt (including current portion) increased to **₱ 101.71 billion** from end-2016's balance of ₱ 79.85 billion owing to the Parent Company's availment of additional loan facilities partly offset by the full settlement of PM's loans.

Income tax payable increased from ₱ 626 million to **₱ 808 million** owing to PM's higher taxable income.

Retirement benefits liability went up by 47% or ₱ 1.57 billion to **₱ 4.89 billion** due to the re-measurement losses on plan assets.

Deferred tax liabilities - net rose by 29% from ₱ 5.73 billion to **₱ 7.40 billion** brought about by the foreign exchange losses realized upon the pre-termination of certain dollar loans coupled by the increase in temporary differences arising from the accelerated depreciation method on fixed assets for tax purpose.

Asset retirement obligation increased to **₱ 2.68 billion** from ₱ 2.32 billion on account of the recorded accretion expense during the period and the recognition of additional provision for new facilities.

Other noncurrent liabilities amounted to **₱ 1.04 billion**, up by 8% from end-2016 level due to higher LPG cylinder deposit.

Retained earnings (attributable to the Parent Company) grew by 17% or **₱ 7.13 billion** to **₱ 49.14 billion** emanating from the **₱ 12.74 billion** share in net profit recorded during the year, partly reduced by the cash dividends declared and distributions paid of **₱ 5.61 billion**.

The negative balance of **Equity reserves** decreased by 28% or **₱ 2.03 billion** to **₱ 5.17 billion** due to the currency translation gains on investments in foreign operations brought about by the strengthening of the US dollar versus the Philippine peso.

Non-controlling interests increased by 38% to **₱ 5.96 billion** from the **₱ 4.33 billion** as of December 31, 2016 due to the share in net income and currency translation adjustment, reduced by cash dividends paid to minority shareholders.

2016 vs 2015

As of end 2016, **Petron's consolidated assets** grew by 8% or **₱ 24.63 billion** to **₱ 318.89 billion** from previous year's **₱ 294.27 billion** due to additional fixed assets acquired during the year and higher inventories.

Cash and cash equivalents was reduced by 8% (**₱ 1.55 billion**) to close at **₱ 17.33 billion** as funds generated from operations were used to pay both short and long-term loans, interest, dividends and distributions and capital investments.

Financial assets at fair value through profit or loss dropped from **₱ 509 million** to **₱ 221 million**, or by 57% attributed to lower marked-to-market (MTM) gains on outstanding commodity hedges.

The value of **Inventories - net**, grew to **₱ 44.15 billion** from end-2015's **₱ 30.82 billion** due to higher volume and cost of crude oil and finished products by end 2016.

Other current assets decreased by 6% or **₱ 2.03 billion** to **₱ 32.50 billion**, with the utilization of the Parent Company's value-added tax credit certificates in payment of taxes.

Available-for-sale financial assets (current and non-current) of **₱ 479 million** ended lower by 23% than previous year's **₱ 621 million** traced mainly to the maturity of investment in corporate bonds held by an insurance subsidiary.

Property, plant and equipment - net stood at **₱ 176.60 billion**, 9% or **₱ 15.00 billion** more than the **₱ 161.60 billion** level as of end-2015 brought about by the acquisition of the 140-megawatt solid fuel-fired power plant.

The sale of a parcel of land by a real estate subsidiary resulted in the decline in **Investment property - net** from **₱ 112 million** to **₱ 91 million** as of end-2016.

Deferred tax assets decreased by 8% or **₱ 17 million** to **₱ 194 million** essentially on account of Petron Malaysia's (PM) lower deductible temporary differences.

Other noncurrent assets - net fell to **₱ 6.42 billion** from **₱ 6.73 billion** in 2015 primarily due to the collection of advances to Petron Corporation Employee Retirement Plan and amortization of catalysts, prepayments and intangibles, tempered by the recognition of the power plant's deferred input tax.

Short-term loans were lower by 9% or **₱ 9.11 billion** from **₱ 99.48 billion** to **₱ 90.37 billion** with the net payment of loans during the year.

Liabilities for crude oil and petroleum products increased to **₱ 29.97 billion** from ₱ 16.27 billion, or by 84% on account of higher volume and cost of crude oil and finished products as of end 2016.

Trade and other payables significantly increased by ₱ 6.81 billion to **₱ 16.16 billion** due to outstanding payables to contractors and suppliers.

Derivative liabilities moved up to **₱ 778 million** or by ₱ 175 million chiefly due to the increase in MTM commodity hedging losses partly offset by the decline in MTM losses on currency hedges.

Income tax payable ballooned from ₱ 183 million to **₱ 626 million** due to PM's higher taxes payable on reported taxable earnings in 2016.

Long-term debt - net (including current portion) rose by 10% to **₱ 79.85 billion** with the issuance of the ₱ 20 billion retail bonds in October 2016 partly offset by the repayment of existing loans.

Retirement benefits liability dipped by 40% (₱ 2.19 billion) to **₱ 3.32 billion** mainly caused by the recognition of re-measurement gains on plan assets.

Deferred tax liabilities surged by 23% from ₱ 4.64 billion to **₱ 5.73 billion** prompted by the timing differences generated by the accelerated depreciation of the Parent company's RMP2 and the re-measurement gains on retirement plan assets as well as utilization of the minimum corporate income tax paid in previous years.

Asset retirement obligation amounted to **₱ 2.32 billion** and registered a 28% or ₱ 515 million hike from end-December 2015 level on account of the additional provision for the refinery facilities.

Other noncurrent liabilities of **₱ 959 million** climbed by 6% driven by higher LPG cylinder deposits.

The negative balance of **Equity reserves** declined from ₱ 8.77 billion to **₱ 7.20 billion** triggered by the re-measurement gains on plan assets.

Non-controlling interests (NCI) increased from ₱ 471 million to **₱ 4.33 billion** essentially due to the reversal of the remaining NCI in foreign subsidiaries to the Parent Company.

2015 vs 2014

Petron's consolidated resources as of December 31, 2015 stood at **₱ 294.27 billion**, 25% or ₱ 97.06 billion lower than end-December 2014 level of ₱ 391.32 billion primarily due to the reduction in cash and cash equivalents, inventories and trade and other receivables.

Cash and cash equivalents decreased by 79% (₱ 71.72 billion) to **₱ 18.88 billion** level traced to the net settlement of loans, payments to vendors, redemption of preferred shares issued by the parent company and a subsidiary, disbursement for interest expense, distributions and dividends.

As the value of outstanding commodity hedges declined amid the slump in global crude oil prices, **financial assets at fair value through profit or loss** also went down by 69% from ₱ 1.63 billion to **₱ 509 million**.

Trade and other receivables - net fell to **₱ 30.75 billion** or by 36% against end-December 2014 level of ₱ 48.34 billion due mainly to the collection of value-added tax (VAT) claims.

Inventories - net aggregated **₱ 30.82 billion**, 42% or ₱ 22.36 billion less than the ₱ 53.18 billion at the end of 2014 attributed to lower volume and price of crude and finished products.

Other current assets rose from ₱ 24.85 billion to **₱ 34.53 billion** on account of the collected VAT credit certificates of Petron Philippines (PP), partly offset by the lower input tax on imported crude and finished products due to cheaper prices.

Available-for-sale financial assets (current and non-current) amounted to **₱ 621 million**, 30% lower than the ₱ 881 million balance in December 2014 primarily brought about by the maturity of government securities.

Property, plant and equipment - net went up by 5% or ₱ 7.95 billion to reach **₱ 161.60 billion** essentially due to the additional spending on the RMP-2 Project.

Investment in shares of stock of an associate increased to **₱ 1.81 billion** or by 56% (₱ 652 million) with the Company's additional investment and share in income of its lone associate - Manila North Harbour Port, Inc. (MNHPI).

The unutilized Net Operating Loss Carry-Over (NOLCO) of a subsidiary was reversed during the period which largely contributed to the 13% or ₱ 31 million drop in **deferred tax assets** from ₱ 242 million to **₱ 211 million**.

The weakening of the Malaysian Ringgit (MYR) against the Philippine Peso resulted in the decrease in **Goodwill** from ₱ 8.92 billion to **₱ 7.69 billion**.

Other noncurrent assets - net declined to **₱ 6.73 billion**, 13% or ₱ 1.03 billion below the December 2014 level of ₱ 7.76 billion due to the usage of catalysts and amortization of prepayments.

Short-term loans and liabilities for crude oil and petroleum products ended lower by 26% or ₱ 41.67 billion to close at **₱ 115.75 billion** due to settlement of loans coupled with the drop in volume and prices of crude and finished product importations.

Trade and other payables were significantly reduced by 76% (₱ 29.79 billion) to **₱ 9.35 billion** resulting from payments made to various contractors and suppliers.

Derivative liabilities climbed to **₱ 603 million** from the ₱ 98 million level in December 2014 driven by marked-to-market losses on both outstanding commodity hedges and foreign currency forwards.

Income tax payable more than doubled from ₱ 73 million to **₱ 183 million** due mainly to PM's higher income during the period.

Retirement benefits liability increased to **₱ 5.51 billion** from ₱ 2.27 billion as the value of plan assets incurred temporary marked-to-market re-measurement losses.

Deferred tax liabilities rose to **₱ 4.64 billion** from ₱ 3.47 billion largely from recognizing the timing differences of capitalized RMP-2 pre-commissioning expenses.

Asset retirement obligation moved up by 9% to **₱ 1.81 billion** from ₱ 1.66 billion contributed by provisions for additional RMP2 facilities.

Other noncurrent liabilities were down by ₱ 467 million or 34% to end at **₱ 906 million** mainly due to the release of a customer's cash bond as settlement to its outstanding trade obligations to the Parent Company.

Movement in the balance of **Equity reserves** can be explained by the following: (a) **Reserve for retirement plan's** negative balance increased from ₱ 1.02 billion to ₱ 3.20 billion due to the MTM re-measurement losses on plan assets. (b) The negative balance of **Other reserves** soared to **₱ 5.56 billion** from end-2014's level of ₱ 2.15 billion due to the impact of foreign exchange translation loss on investment in foreign subsidiaries.

During the year, the Parent Company redeemed its preferred shares issued in 2010 which resulted in the recognition of **Treasury Stock of ₱ 10.00 billion**.

The redemption of preferred shares issued by a subsidiary resulted to the ₱ 15.89 billion drop in **Non-controlling interests** from end-2014's level of ₱ 16.36 billion to ₱ 471 million.

Cash Flows

2017 vs 2016

In 2017, the Company generated ₱ 15.75 billion from its operating activities net of the increase in working capital requirements and payment of interest and taxes. Meantime, excess cash from operations together with the proceeds from sale of MNHPI shares and assets in Malaysia were used to finance various capital projects in the Refinery, terminals and service stations. Likewise, financing activities used up ₱ 4.72 billion mostly to pay cash dividends and distributions.

In Million Pesos	December 31, 2017	December 31, 2016	Change
Operating inflows	15,753	29,269	(13,516)
Investing outflows	(11,211)	(19,165)	7,954
Financing outflows	(4,715)	(12,025)	7,310

2016 vs 2015

The Company's operation internally generated cash of ₱ 37.06 billion was partly used to pay for interests and taxes, netting an inflow of ₱ 29.27 billion. The excess cash from operations were used to fund the acquisition of additional property, plant and equipment, and for settling short-term and long-term loans, dividends and distributions. Net decrease in cash and cash equivalents during 2016 amounted to ₱ 1.55 billion.

2015 vs 2014

The internally generated cash from operations amounting to ₱ 16.24 billion was more than sufficient to cover working capital requirements, interests and taxes. On the other hand, investing and financing activities used up cash of ₱ 14.59 billion and ₱ 66.34 billion, respectively, reducing the cash balance to ₱ 18.88 billion as of end-December 2015. Capital expenditures on RMP-2 project accounted mostly for the net outflow in investing while financing activities included payment of loans, dividends and distributions and redemption of preferred shares.

Discussion of the Company's key performance indicators:

Ratio	December 31, 2017	December 31, 2016	December 31, 2015
Current Ratio	1.2	0.8	0.9
Debt to Equity Ratio	2.4	2.6	2.5
Return on Equity (%)	15.0	12.6	6.4
Interest Rate Coverage Ratio	3.2	2.9	2.8
Assets to Equity Ratio	3.4	3.6	3.5

Current Ratio - Total current assets divided by total current liabilities.

This ratio is a rough indication of a company's ability to service its current obligations. Generally, higher current ratio indicates greater ability of the company to pay currently maturing obligations.

Debt to Equity Ratio - Total liabilities divided by total stockholders' equity.

This ratio expresses the relationship between capital contributed by creditors and that contributed by owners. It expresses the degree of protection provided by the owners for the creditors. The higher the ratio, the greater the risk being assumed by creditors. A lower ratio generally indicates greater long-term financial safety.

Return on Equity - Net income divided by average total stockholders' equity.

This ratio reveals how much profit a company earned in comparison to the total amount of shareholder equity fund in the statements of financial position. A business that has a high return on equity is more likely capable of generating cash internally. For the most part, the higher a company's return on equity compared to its industry, the better.

Interest Rate Coverage Ratio - EBITDA divided by interest expense and other financing charges.

This ratio is used to assess the company's financial stability by examining whether it is profitable enough to pay off its interest expenses. A ratio greater than 1 indicates that the company has more than enough interest coverage to pay off its interest expense.

Assets to Equity Ratio - Total assets divided by total equity (including non-controlling interest).

This ratio is used as a measure of financial leverage and long-term solvency. The function of the ratio is to determine the value of the total assets of the company less any portion of the assets that are owned by the shareholders of the corporation.

Philippine Economy

Gross domestic product expanded year-on-year by 6.7% in 2017, slightly slower than 6.9% in 2016. Growth was driven by healthy exports, services sector and industrial output.

The peso weakened by 5.8% to average P50.4/USD in 2017 from P47.5/USD in 2016. Weakness in emerging market currencies, like the Philippine peso, was mainly due to three hikes by the US Federal Reserve System in 2017, raising rates from 0.75% in January to 1.50% by year-end.

Inflation averaged 3.2% in 2017, way higher than 1.8% in 2016. The higher inflation was due to peso depreciation, rebound in global oil prices, and faster price increase of food items.

Domestic Oil Market

Based on data from the Department of Energy (“DOE”), domestic oil demand growth in 2017 remained robust driven by the growth in transport fuels- gasoline, jet and diesel. The growth in transport fuels offset the lower fuel oil use for power generation.

Crude price benchmark, Dubai, averaged USD53.17 per barrel (“bbl”), higher than 2016 average of USD41.27/bbl. The increase in prices was due to high compliance among oil producing countries with production cut deals.

Any event that will trigger direct or contingent financial obligation that is material to the Company, including any default or acceleration of an obligation.

Tax Credit Certificates-Related Matters

In 1998, the Bureau of Internal Revenue (“BIR”) issued a deficiency excise tax assessment against the Company relating to the Company’s use of P659 million worth of Tax Credit Certificates (“TCCs”) to pay certain excise tax obligations from 1993 to 1997. The TCCs were transferred to the Company by suppliers as payment for fuel purchases. The Company contested the BIR’s assessment before the Court of Tax Appeals (“CTA”). In July 1999, the CTA ruled that, as a fuel supplier of Board of Investments (“BOI”)-registered companies, the Company was a qualified transferee of the TCCs and that the collection by the BIR of the alleged deficiency excise taxes was contrary to law. On March 21, 2012, the Court of Appeals (“CA”) promulgated a decision in favor of the Company and against the BIR affirming the ruling of the CTA striking down the assessment issued by the BIR for deficiency excise taxes in 1998 which assessment was based on a finding by the BIR that the TCCs used by the Company as payment were fraudulent. On April 19, 2012, a motion for reconsideration was filed by the BIR, which was denied by the CA in a resolution dated October 10, 2012. The BIR elevated the case to the Supreme Court through a petition for review on *certiorari* dated December 5, 2012. On June 17, 2013, the Company filed its comment on the petition for review filed by the BIR. The petition remains pending.

Pandacan Terminal Operations

In November 2001, the City of Manila enacted Ordinance No. 8027 (“Ordinance 8027”) reclassifying the areas occupied by the oil terminals of the Company, Pilipinas Shell Petroleum Corporation (“Shell”) and Chevron Philippines Inc. (“Chevron”) from industrial to commercial. This reclassification made the operation of the oil terminals in Pandacan, Manila illegal. In December 2002, the Social Justice Society (“SJS”) filed a petition with the Supreme Court against the Mayor of Manila asking that the latter be ordered to enforce Ordinance 8027. In April 2003, the Company filed a petition with the Regional Trial Court (“RTC”) to annul Ordinance 8027 and enjoin its implementation. On the basis of a *status quo* order issued by the RTC, Mayor of Manila ceased implementation of Ordinance 8027.

The City of Manila subsequently issued the Comprehensive Land Use Plan and Zoning Ordinance ("Ordinance 8119"), which applied to the entire City of Manila. Ordinance 8119 allowed the Company (and other non-conforming establishments) a seven (7)-year grace period to vacate. As a result of the passage of Ordinance 8119, which was thought to effectively repeal Ordinance 8027, in April 2007, the RTC dismissed the petition filed by the Company questioning Ordinance 8027.

However, on March 7, 2007, in the case filed by SJS, the Supreme Court rendered a decision (the "March 7 Decision") directing the Mayor of Manila to immediately enforce Ordinance 8027. On March 12, 2007, the Company, together with Shell and Chevron, filed motions with the Supreme Court seeking intervention and reconsideration of the March 7 Decision. In the same year, the Company also filed a petition before the RTC of Manila praying for the nullification of Ordinance 8119 on the grounds that the reclassification of the oil terminals was arbitrary, oppressive and confiscatory, and thus unconstitutional, and that the said Ordinance contravened the provisions of the Water Code of the Philippines (the "Water Code"). On February 13, 2008, the Company, Shell and Chevron were allowed by the Supreme Court to intervene in the case filed by SJS but their motions for reconsideration were denied. The Supreme Court declared Ordinance 8027 valid and dissolved all existing injunctions against the implementation of the Ordinance 8027.

In May 2009, Manila City Mayor Alfredo Lim approved Ordinance No. 8187 ("Ordinance 8187"), which amended Ordinance 8027 and Ordinance 8119 and permitted the continued operations of the oil terminals in Pandacan.

On August 24, 2012, the RTC of Manila ruled that Section 23 of Ordinance 8119 relating to the reclassification of subject oil terminals had already been repealed by Ordinance 8187; hence any issue pertaining thereto had become moot and academic. The RTC of Manila also declared Section 55 of Ordinance 8119 null and void for being in conflict with the Water Code. Nonetheless, the RTC upheld the validity of all other provisions of Ordinance 8119. The Company filed with the RTC a Notice of Appeal to the Court of Appeals on January 23, 2013. In a decision dated September 19, 2017, the Court of Appeals denied the appeal of the Company, finding that Manila's Comprehensive Land Use Plan was valid, except for Section 55 of Ordinance 8119. Section 55, which imposed an easement of 10 meters from the riverbank to serve as a linear park, was struck down as invalid because it violated the Water Code which required only a three-meter easement. The Company no longer filed a motion for reconsideration or elevated the matter to the Supreme Court since the issue has already become moot following the cessation by the Company of the operations of its petroleum storage facilities in Pandacan in August 2015.

With regard to Ordinance 8187, petitions were filed before the Supreme Court seeking its nullification and the enjoinder of its implementation. The Company filed a manifestation on November 30, 2010 informing the Supreme Court that, without prejudice to its position in the cases, it had decided to cease operation of its petroleum product storage facilities in Pandacan within five (5) years or not later than January 2016 due to the many unfounded environmental issues being raised that tarnish the image of the Company and the various amendments being made to the zoning ordinances of the City of Manila when the composition of the local government changes that prevented the Company from making long-term plans. In a letter dated July 6, 2012 (with copies to the offices of the Vice Mayor and the City Council of Manila), the Company reiterated its commitment to cease the operation of its petroleum product storage facilities and transfer them to another location by January 2016. On November 25, 2014, the Supreme Court issued a Decision ("November 25 Decision") declaring Ordinance 8187 unconstitutional and invalid with respect to the continued stay of the oil terminals in Pandacan. The Company, Shell and Chevron were given 45 days from receipt of the November 25 Decision to submit a comprehensive plan and relocation schedule to the RTC of Manila and implement full relocation of their fuel storage facilities within six (6) months from the submission of the required documents. On March 10, 2015, acting on a Motion for Reconsideration filed by Shell, a Motion for Clarification filed by Chevron, and a Manifestation filed by the Company, the Supreme Court denied Shell's motion with finality, clarified that relocation and transfer necessarily include removal of the facilities in the

Pandacan terminals and should be part of the required comprehensive plan and relocation schedule. On May 14, 2015, the Company filed its submission in compliance with the November 25 Decision.

Guimaras Oil Spill Incident

On August 11, 2006, MT Solar I, a third party vessel contracted by the Company to transport approximately two million liters of industrial fuel oil, sank 13 nautical miles southwest of Guimaras, an island province in the Western Visayas region of the Philippines. In separate investigations by the Department of Justice (“DOJ”) and the Special Board of Marine Inquiry (“SBMI”), both agencies found the owners of MT Solar I liable. The DOJ found the Company not criminally liable, but the SBMI found the Company to have overloaded the vessel. The Company has appealed the findings of the SBMI to the Department of Transportation and Communication (“DOTC”) and is awaiting its resolution. The Company believes that SBMI can impose administrative penalties on vessel owners and crew, but has no authority to penalize other parties, such as the Company, which are charterers.

Other complaints for non-payment of compensation for the clean-up operations during the oil spill were filed by a total of 1,063 plaintiffs who allegedly did not receive any payment of their claims for damages arising from the oil spill. The total claims for both cases amount to ₱292 million. The cases are still pending.

Any significant elements of income or loss (from continuing operations)

There are no significant elements of income or loss from continuing operations.

Seasonal aspects that has material effect on the financial statements

There are no seasonal items that have material effect on the financial statement.

All material off-balance sheet transactions, arrangements, obligations (including contingent obligations), and other relationships of the company with unconsolidated entities or other persons created during the reporting period.

There are no off-balance sheet transactions, arrangements and obligations with unconsolidated entities or persons during the reporting period.

Audit and Audit-Related Fees

The Company paid KPMG the fees set out below for 2017 and 2016:

	2017 (in Pesos)	2016 (in Pesos)
Audit fees for professional services - Annual Financial Statement ¹	6,819,400	6,819,400
Professional fees for due diligence and study on various internal projects	4,500,00	4,500,00
Professional fees for tax consulting services	-	-

¹ Audit fees are tax-exempt and exclusive of out-of-pocket expenses

In 2010, after the three (3)-year contract with its previous external auditor, the Company appointed KPMG, the external auditor of SMC. With a common external auditor, the consolidation of results of operations and account balances among the subsidiaries of SMC using a uniform audit approach was facilitated.

From 2010 to 2017, KPMG was found to have satisfactorily performed its duties as external auditor of the Company and was endorsed by the Audit Committee for the approval by the Board of Directors. The Board of Directors, finding the recommendation to be in order, endorsed the appointment of KPMG as external auditor for the approval of the stockholders during the annual stockholders' meeting for years 2011 to 2017. KPMG was appointed as external auditor by the stockholders at each such annual stockholders' meeting.

Mr. Darwin P. Virocel was first assigned by KPMG to lead the audit of the Company for its 2015 financial statements.

The Audit Committee endorsed the re-appointment of KPMG as external auditor for 2018. The Audit Committee also earlier endorsed the approval of the fees proposed by KPMG for the review of the financial statements of the Company and its subsidiaries for 2017. At its meetings held on March 13, 2018 and August 8, 2017, the Board of Directors, finding the recommendations to be in order, endorsed the re-appointment of KPMG as external auditor of the Company for 2018 and the approval of its fees for the 2017 audited financial statements, respectively, for the approval and ratification of the stockholders at the Annual Stockholders' Meeting.

With the engagement partner of KPMG assigned to the Company only beginning 2015, the Company is not yet subject to the rule on rotation for the signing partner every five (5) years under the 2015 Implementing Rules and Regulations of the Securities Regulation Code (the "2015 SRC Rules") in respect of its engagement of KPMG.

Set out below is the report of the Audit Committee for the year 2017.

*[Rest of page intentionally left blank;
report of the Audit Committee
for the year 2017 follows on the next page]*

AUDIT COMMITTEE REPORT


The Board of Directors
Petron Corporation

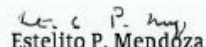
The Audit Committee assists the Board of Directors in its oversight function with respect to the adequacy and effectiveness of internal control environment, compliance with corporate policies and regulations, integrity of the financial statements, the independence and overall direction of the internal audit function, and the selection and performance of the external auditor.


In the performance of our responsibilities, we report that in 2017:

- We reviewed and discussed with Controllers management the quarterly and annual financial statements of Petron Corporation and Subsidiaries and endorsed these for approval by the Board;
- We endorsed the re-appointment of R.G. Manabat & Co./KPMG as the Company's independent auditors for 2017;
- We reviewed with R.G. Manabat & Co./KPMG the scope and timing of their annual audit plan, audit methodology, and focus areas related to their review of the financial statements;
- We reviewed with R.G. Manabat & Co./KPMG, the audit observations and recommendations on the Company's internal controls and management's response to the issues raised;
- We reviewed with the Internal Audit Asst. Vice President the annual internal audit plan, approved the same, and satisfied ourselves on the independence of the internal audit function; and
- We reviewed on a quarterly basis Internal Audit's report on the adequacy and effectiveness of the internal control environment in the areas covered during the period.

The Board Audit Committee is satisfied with the scope and appropriateness of the Committee's mandate and that the Committee substantially met its mandate in 2017.


Reynaldo G. David
Chairperson
Independent Director


Estelito P. Mendoza
Director


Artemio V. Panganiban
Independent Director


Aurora T. Calderon
Director


Margarito B. Teves
Director

Commitments for Capital Expenditure

In 2017, Petron allocated ₱7.9 billion in capital projects, including ₱3.2 billion for the Petron Bataan Refinery turnaround and other refinery projects, ₱2.4 billion for the lube oil processing plant and other depot projects, ₱1.8 billion for service station-related expenditures, and ₱0.5 billion for other commercial, maintenance and miscellaneous projects.

In 2016, Petron allocated ₱22.1 billion in capital projects, including ₱18 billion for the re-acquisition of the Refinery Solid Fuel Fired Power Plant, ₱1.2 billion for service station-related expenditures and ₱2.9 billion for other commercial, maintenance and miscellaneous projects.

Changes in and Disagreements with Accountants on Accounting and Financial Disclosure

There are no changes in and disagreements with the accountants on accounting and financial disclosures.

Description of the Nature and Business of the Company

(1) Business Development

(i) The Company

Petron was incorporated in the Philippines on December 22, 1966 as “Esso Philippines Inc.” Petron was renamed “Petrophil Corporation” in 1974 when the Philippine National Oil Company (“PNOC”) acquired it. In 1985, Petrophil and Bataan Refinery Corporation (formerly, the “Standard Vacuum Refining Corporation”) were merged with Petrophil Corporation as the surviving corporation. The Company changed its corporate name to “Petron Corporation” in 1988. The Company’s original 50-year corporate term expired on December 22, 2016. But prior to this date, at its meeting held on November 12, 2012, the Board of Directors approved the extension of the corporate term of the Company for another 50 years and the relevant amendment of the Company’s Articles. This proposed amendment was ratified by the stockholders at the annual stockholders’ meeting held on May 21, 2013. On September 13, 2013, the SEC approved the amendment of the Company’s Articles by extending the corporate term of the Company for another 50 years from and after December 22, 2016.

The three (3) principal common shareholders of the Company are SEA Refinery Corporation (“SEA Refinery”) (50.10%), San Miguel Corporation (“SMC”) (18.16%), and the Petron Corporation Employees’ Retirement Plan (“PCERP”) (7.80%). SEA Refinery is wholly-owned by SMC. SMC thus holds an aggregate 68.26% ownership of the common shares of the Company.

The registered office address of Petron is at the SMC Head Office Complex, 40 San Miguel Avenue, Mandaluyong City.

(ii) Subsidiaries

The direct subsidiaries of the Company as of December 31, 2017 are listed below:

- **New Ventures Realty Corporation (“NVRC”)** is a realty firm established on August 24, 1995. NVRC is authorized to acquire and develop land but it does not engage in the subdivision business. Land suitable for use as service station sites, bulk plants or sales offices are purchased by NVRC, which are then leased to Petron for use in the latter’s operation. NVRC’s wholly-owned subsidiary, Las Lucas Development Corporation, which was acquired in 2003, was later renamed “Las Lucas Construction and Development Corporation” upon approval by the SEC in September 2009. In 2012, NVRC acquired 100% of Parkville Estates and Development Corporation and 60% of Mariveles Landco Corporation. In 2013, NVRC further acquired 100% of South Luzon Prime Holdings Incorporated, MRGVeloso Holdings, Inc. and Abreco Realty Corp.
- **Petrogen Insurance Corporation (“Petrogen”)** is a wholly-owned subsidiary of Petron incorporated on August 23, 1996. It serves the insurance requirements of Petron and its allied business partners such as contractors, suppliers and dealers.
- **Overseas Ventures Insurance Corporation Ltd. (“Ovincor”)** was incorporated on November 16, 1995 under the laws of Bermuda for the purpose of expediting the reinsurance of Petron’s insurable interests as covered by Petrogen. Reinsurance includes the insurance cover for the Petron Bataan Refinery, the bulk plants and service station properties, petroleum and cargo insurance and performance bonds for Petron contractors and haulers as well.
- **Petron Freeport Corporation (“PFC”;** formerly, “Petron Treats Subic, Inc.”) was incorporated on November 6, 2003. The company is registered with the Subic Bay Metropolitan Authority (“SBMA”) as a Subic Bay Freeport (“SBF”) enterprise. PFC is engaged in the business of importing, transporting, trading and retailing petroleum products and related products. As a registered SBF enterprise, PFC is entitled to tax-free and duty-free importation of raw materials and capital equipment for use solely within SBF. PFC has two (2) divisions - retail and manufacturing. The retail division handles the service station operations (*i.e.*, forecourt, quick-service restaurant, and locators). The manufacturing division is engaged in refining, distilling and manufacturing any and all kinds of petroleum products, oil, gas and other vehicle substances. Direct operations of the retail facilities and the manufacturing plant of PFC allows Petron to deal in the business of purchasing, marketing, distributing and trading petroleum, oil, gas, and related products.
- **Petron Marketing Corporation (“PMC”)** was incorporated on January 27, 2004 with the same business purpose as PFC but operated outside the SBF. PMC is a wholly-owned subsidiary of Petron. PMC turned over to Petron the operation of service stations that PMC held and the operation of Treats stores, effective August 1, 2016 and November 30, 2016, respectively. PMC also terminated its franchises to the fastfood stores.
- **Limay Energen Corporation (“LEC”)** was incorporated on August 23, 2010. LEC became wholly owned by Petron in January 2012. The primary purpose of LEC is to build, operate, maintain, sell and lease power generation plants, facilities, equipment and other related assets and generally engage in the business of power generation and sale of electricity generated by its facilities.
- **Petron Singapore Trading Pte. Ltd. (“PSTPL”)** was established in 2010 as Petron’s trading subsidiary in Singapore. The subsidiary aims to optimize crude procurement and participate in Singapore’s Global Trader Program, which allows the Company access to a wider selection of crude alternatives, resulting in further optimization of Petron’s crude selection.

- **Petron Global Limited** (“Petron Global”) is a holding company incorporated under the laws of the British Virgin Islands acquired by the Company on February 24, 2012.
- **Petron Finance (Labuan) Limited** (“Petron Finance”) is a holding company incorporated under the laws of Labuan, Malaysia acquired by the Company on March 2, 2012.
- **Petrochemical Asia (HK) Limited** (“PAHL”) is a holding company incorporated under the laws of Hong Kong over which the Company obtained control in January 2013.
- **Petron Oil & Gas Mauritius Ltd.** (“POGM”) is a holding company incorporated under the laws of Mauritius acquired by the Company on February 8, 2012.
- **Petron Oil & Gas International Sdn. Bhd.** (“POGI”) is a subsidiary of POGM incorporated under the laws of Malaysia, which, on March 30, 2012, acquired 65% of the issued and outstanding share capital of Esso Malaysia Berhad (“EMB”), a publicly-listed company in Malaysia, and 100% of the issued and outstanding share capital of ExxonMobil Malaysia Sdn. Bhd. and ExxonMobil Borneo Sdn. Bhd. POGI subsequently acquired an additional 8.4% of the voting shares of EMB in May 2012 pursuant to a mandatory takeover offer. On April 23, 2012, the Companies Commission of Malaysia (“CCM”) issued a certificate for the change of name of ExxonMobil Malaysia Sdn. Bhd. to “Petron Fuel International Sdn. Bhd.” (“PFISB”) and of ExxonMobil Borneo Sdn. Bhd. to “Petron Oil (M) Sdn. Bhd.” (“POMSB”). Thereafter, on July 10, 2012, the CCM issued a certificate for the change of name of EMB to “Petron Malaysia Refining & Marketing Bhd.” (“PMRMB”).

PMRMB, PFISB and POMSB (collectively, the “Petron Malaysia Companies”) are companies incorporated under the laws of Malaysia and are engaged in the downstream oil business in Malaysia. The Petron Malaysia Companies distribution network (including in the state of Sabah) is comprised of 11 product terminals and facilities. The Petron Malaysia Companies has a network of about 616 retail service stations in the country. PMRMB owns and operates the 88,000 bpd Port Dickson Refinery (“PDR”). The PDR produces a range of products, including LPG, naphtha, gasoline, diesel, jet fuel, and low sulfur waxy residue (“LSWR”).

The Petron Malaysia Companies’ fuels marketing business in Malaysia is divided into retail business and commercial sales. The retail business markets fuels and other retail products through its network of service stations located throughout Peninsular and Sabah-East Malaysia. In December 2016, the Petron Malaysia Companies launched its downstream business in the state of Sarawak-East Malaysia and, as of December 31, 2017, eight (8) service stations have commenced operations. The Petron Malaysia Companies’ commercial sales are divided into four (4) segments: industrial and wholesale, aviation fuels, LPG and lubricants/specialties. The industrial segment sells diesel and gasoline fuels to mini-stations and power plants, as well as to the manufacturing, plantation, transportation and construction sectors while the Malaysian wholesale segment consists of sales, primarily of diesel, gasoline and kerosene, to company-appointed resellers, which sell the Company’s products to industrial customers. The aviation group mainly sells to key airline customers which operate at the Kuala Lumpur International Airport where the product is supplied through the pipeline connected to the Port Dickson Terminal. PMRMB markets LPG in 12-kg and 14-kg cylinders for domestic use and 50-kg and bulk for commercial use. In April 2012, the Petron Malaysia Companies established a lubricants and specialties segment to introduce Petron lubricants and greases into the Malaysian market. Automotive lubricants are sold through the service stations and appointed distributors in Malaysia. PMRMB exports LSWR and naphtha from the PDR.

The above-named subsidiaries of the Company have no plans of engaging in lines of products or services other than those provided in connection with the promotion and enhancement of the business of the Company.

The Company and its subsidiaries are not subject of any bankruptcy, receivership or similar proceedings.

(iii) Operating Highlights

Sales

Consolidated sales volume of the Philippine and Malaysian operations grew to 107.8 million barrels in 2017, from 105.7 million barrels in 2016. Growth was supported by the 8% increase in retail volumes underpinned by new station builds, productivity improvement programs for existing stations, and various promotions and cards programs. Total service station count breached the 3,000 mark with the Philippines accounting for close to 2,400 stations.

Refining

The Petron Bataan Refinery Master Plan Phase-2 Upgrade (“RMP-2”) is Petron’s biggest project to date. RMP-2 upgraded the Petron Bataan Refinery to a full conversion refining complex, where all fuel oil is converted to higher value products - gasoline, diesel, and petrochemicals. This makes the Petron Bataan Refinery comparable to highly complex refineries worldwide. RMP-2 started its full commercial operation in January 2016 after the completion of the test run and stabilization of process units.

The Petron Bataan Refinery sustained its IMS certification for the ninth straight year. The scope of the audit in 2017 included Production A, Production B (RMP-2), and the thermal power plant. The Petron Bataan Refinery successful upgraded its certification to the latest version of international standard on Quality Management System (ISO 9001 version 2015) and Environmental Management System (ISO 14001 version 2015) and maintained the Occupational Health and Safety Management System (BS OHSAS version 2007) certification. The surveillance audit was conducted on July 11-14, 2017 by TÜV SÜD PSB Philippines Inc.

Product Supply and Distribution

The Company continues to implement programs to ensure adequate and timely product supply such as storage capacity additions, effective inventory management, keeping a sufficient fleet of tank trucks and marine vessels, and an inter-depot support system during periods of calamities.

Human Resources

Management recognizes that the right mix of characteristics and skills is the key to an organization’s progress and success. With this in mind, the Company implements various human resource programs responsive to the evolving needs of an expanding organization. The Company implements various training and development programs, continues to strengthen the leadership and management succession plan to retain and develop critical talents, develops organizational structures that will adapt to expansion initiatives, and cultivates greater employee commitment and productivity through optimal rewards for performance, work life integration program, and safe working conditions.

Health, Safety and Environment (“HSE”)

The Company’s HSE programs continue to be an important element in the operations of its facilities. HSE programs of the Company include multifunctional audits and safety inspections of the depots/terminals, service stations and third party LPG filling plants, participation in industry-wide oil spill response exercises, emergency drills and exercises, safety seminars/trainings, and maintenance of management systems and ISO certifications on environment, health and safety.

Furthermore, all 17 pier facilities are currently compliant with the International Ship and Port Facility Security Code ("ISPS Code") and certified by the Office of the Transport Security under the DOTC. The ISPS certification is a requirement by the International Maritime Organization for all international vessels calling on international ports and for all ports accepting international vessels.

From January to December 2017, a total of about 14,782,699 safe man hours were achieved by the Head Office, the Petron Bataan Refinery and the terminals.

Corporate Social Responsibility ("CSR")

As Petron strives to meet its business agenda, it also remains conscious of its social responsibility. Thus through its Petron Foundation, the Company invests significantly on programs that promote the well-being of its fence line communities, particularly in the areas of education, environment, health and human services, and stakeholder engagement. Under the banner of Fueling HOPE, these initiatives contribute to the sustainability of Petron.

Among the CSR and sustainability activities of Petron in 2017 were the following:

- **Tulong Aral ng Petron.** In partnership with the Department of Social Welfare and Development ("DSWD"), the Department of Education ("DepEd") the Philippine Business for Social Progress and the World Vision Development Foundation, the Company continued its *Tulong Aral ng Petron* ("Tulong Aral") program for elementary, high school and college students.

By year-end 2017, *Tulong Aral* had a total of 3,138 scholars from elementary to college in partner schools in the National Capitol Region and in some provinces where our terminals are located.

About 560 *Tulong Aral* scholars from the National Capital Region and Mindanao graduated, of which the top 16 were given high school scholarship. *Tulong Aral* also graduated nine (9) college scholars, one of whom has become a full-time employee of Petron.

- **Brigada Eskwela.** In 2017, employee volunteers and partners nationwide helped refurbish 104 classrooms from public schools in various parts of the country.

Youth Entrepreneurship. In the 12th year of the Youth in Entrepreneurship and Leadership Development Program, 51 third year students of the Muntinlupa Business High School spent their summer at select Petron stations to learn about back office operations and the rudiments of food service.

- **Road Safety Awareness.** Petron established the Petron-PNP Children's Road Safety Park inside Camp Crame as a venue for teaching children and youth the basics of road safety. This complements Petron's *Lakbay Ligtas* program on road safety and motorist assistance, in partnership with the Philippine National Police Community Relations Group.
- **Bataan Integrated Coastal Management Program ("BICMP").** In 2017, Petron sustained its leadership role in the implementation of the Bataan Integrated Coastal Management Program, with completion of the draft of the State of the Coasts ("SoC") Report for the province of Bataan. The SoC is a tool that local governments can use in the monitoring, evaluation and reporting of their integrated coastal management programs.

Petron also scaled up its advocacy for a cleaner environment by sponsoring the 2017 Pawikan Festival, which raises awareness on the protection of the threatened marine turtle species which nest in the town of Morong, Bataan.

- **Participation in the National Greening Program.** Petron continues to engage its fenceline communities and stakeholders nationwide in initiatives that support the goals of the National Greening Program. In 2017, it formalized a partnership with Ivisan, Capiz and its Brgy. Agustin Navarra and Brgy. Balaring to reforest 25 hectares of mangrove areas. Three of five hectares of its adopted reforestation site in Brgy. Anibong, Tacloban have already resulted in 120 tons of carbon or 40 tons of CO/hectare from the mangroves planted in 2016. All over the country, volunteers from Petron collectively planted a total of 45,785 mangrove and tree seedlings in various locations.
- **Scholarship program for marine environment experts.** Together with San Miguel Foundation, Petron continued to sponsor the Professional Masters in Tropical Marine Ecosystems Management (“PM-TMEM”) program of the U.P. Marine Science Institute. Petron’s fourth scholar from Batangas received her post-graduate degree in June 2017. The fifth and last scholar from Bataan is enrolled in the program’s third cycle for School Year 2018-2019. These PM-TMEM scholars serve as scientific and technical experts in the development and implementation of Petron’s environmental programs.
- **Community-Based Programs.** Petron’s community-based programs benefit residents close to Petron facilities. The community-based programs include livelihood programs such as rug/rag making in Bataan and Rosario, Cavite by the Samahang Alangan at Lamao para sa Pag-Unlad, Inc., and mothers of *Tulong Aral* scholars in Rosario, respectively. They now supply the Refinery’s, the Rosario Depot and the local market’s rug/rag requirements. Petron also donated an ambulance to Brgy. Mainaga in Mabini, Batangas to strengthen the emergency response capabilities of the community.
- **Responding to Crises.** In January 2017, Petron donated P4.5 million worth of shelter repair kits to 340 families through the Philippine Business for Social Progress for families displaced by super typhoon Nina in the Municipality of Pasacao, Province of Camarines Sur.
- **Engaging its employees.** Through its Volunteers in Action program, Petron continued to provide opportunities for its employees to contribute to nation-building. Nearly 1,100 employee volunteers contributed a total of 6,519 volunteer hours in support of the Company’s various CSR programs as well as activities under the San Miguel Group’s *Team Malasakit* program.

Petron Malaysia

The Petron Malaysia Companies have completed the upgrading of the product terminals to comply with the B7 biodiesel and U97 E4M requirements in line with the Malaysian government’s thrust of providing cleaner and more environment-friendly fuels to consumers. As part of the Petron brand enhancement program, three (3) card programs, *Petron Miles* loyalty card, Petron Fleet Card with microchip technology (post-paid and pre-paid), and co-branded Petron Public Bank Visa Card program are in place.

(2) Business of the Company

(i) Principal products or services and their markets

Petron's principal business involves the refining of crude oil and the marketing and distribution of refined petroleum products. It sells a full range of refined petroleum products including gasoline, naphtha, LPG, diesel, jet fuel, kerosene, and petrochemicals (benzene, toluene, mixed xylene, propylene and polypropylene). When necessary, some refined petroleum products are imported.

The major markets in the petroleum industry are the reseller (service station), industrial, LPG and lube trades. Petron sells its products through a nationwide network of service stations, LPG dealerships and lube outlets and to industrial end-users and bulk off-takers.

The Company also continues to expand its non-fuel businesses with the addition of various food kiosks and restaurants, and other service establishments at some of its stations.

(ii) Percentage of sales or revenues by foreign sales

Below is the summary of the percentage of sales or revenues of domestic and foreign sales of the Company and its subsidiaries from 2015 to 2017:

	Domestic	Exports/International	Total
2015, in million pesos	213,634	146,544	360,178
2015, in percentage	59%	41%	100%
2016, in million pesos	205,411	138,429	343,840
2016, in percentage	60%	40%	100%
2017, in million pesos	244,784	189,840	434,624
2017, in percentage	56%	44%	100%

(iii) Distribution methods of products or services

From the Petron Bataan Refinery, Petron moves its products, mainly by sea, to depots, terminals and airport installations situated throughout the Philippines, representing the most extensive distribution network for petroleum products in the Philippines. The network comprises 12 depots and terminals in Luzon, eight (8) in the Visayas and seven (7) in Mindanao, as well as two (2) airport installations in Luzon and two (2) in Mindanao. Through this nationwide network, Petron supplies its various petroleum products such as gasoline, diesel, and LPG to its customers. Petron also supplies jet fuel to international and domestic carriers at key airports in the Philippines.

Through its network of about 2,400 retail service stations in the Philippines as of December 31, 2017, Petron sells gasoline, diesel, kerosene, and auto-LPG (in some stations) to motorists and to the public transport sector. Petron also sells its LPG brands *Gasul* and *Fiesta Gas* to households and other consumers through its extensive dealership network.

Petron also manufactures lubricants and greases through its blending plant in Pandacan, and these products are sold through its service stations and various lubes outlets.

(iv) New products or services

The Company's new products are described below.

- **Development of Blaze 100 Euro 6**

Petron marked another milestone with the launch of the first Euro 6 premium plus 100 octane gasoline. Blaze 100 Euro 6 was rigorously tested and certified by SGS Philippines, SGS UK, Millbrook Testing Facility in UK and ISP Institute in Germany. These testing facilities are industry-accepted and highly-recognized by various international Original Equipment Manufacturers (OEMs).

- **Development of Petromar HF 1040**

Petron developed a marine lubricant with a low base number especially designed for the lubrication of high and medium speed trunk piston engines using diesel fuels. This marine engine oil is formulated with leading edge additive technology that provides excellent anti-wear properties and viscosity control.

- **Development of New Engine Oils**

Petron also developed new engine oils, highlighting the quality attributes of the products for market leadership and optimized production of the fighting grade brands giving the customer cost-effective and yet high quality products. At least 10 newly formulated engine oils developed by Petron's R&D in 2017 are scheduled for launching in 2018.

- **Development of Engine Oils for Petron Malaysia**

Petron continues to provide R&D support to the Petron Malaysia Companies in their fuel and lubricant business. In addition to the existing lubes product line of the Petron Malaysia Companies, Petron also developed the following engine oils to be more competitive in Malaysia's local market:

- a. Blaze Racing Synthetic Blend 5W-30 API SN
- b. Blaze Racing Premium Multi-grade 15W-40 API SN
- c. Blaze Racing Premium Multi-grade 10W-30 API SN

- **Product Upgrade of Current Petron Engine Oils**

Petron continues to enhance the quality of its products to be able to meet the requirements of the latest technology and to be at always at par with global competitors. Petron upgraded the following products:

- a. Ultron Synthetic Blend 10W-40
- b. Blaze Racing Synthetic Blend 10W-40
- c. Sprint 4T Fully Synthetic 10W-40
- d. Ultron Premium Multi-grade 15W-40
- e. Sprint 4T Premium Multi-grade 15W-40

(v) Competition

Petron operates in a deregulated oil industry along with more than 100 other industry players. With several players sharing in the market, competition is intense. Retail and depot network expansion, pricing, and various marketing programs are being employed to gain a bigger share of the domestic market. However, Petron's wider retail and depot network allows it to expand its reach in the domestic market more effectively. Moreover, with its upgraded refinery, Petron now produces more fuels, namely, gasoline, diesel and jet fuel.

(vi) Sources and availability of raw materials and the names of principal suppliers

In 2017, Petron purchased all its term and spot crude requirements through its wholly-owned subsidiary, PSTPL. Majority of the crude purchases were sourced under term contract with two (2) suppliers and various spot suppliers for the balance of the crude slate. For its 2018 crude requirements, Petron, through PSTPL, renewed its crude oil supply agreements with these suppliers for the period January to December 2018.

Petron purchased its finished product import requirements in 2017 also through PSTPL. For 2018, aviation gas, asphalt and base oil contracts were renewed for the period January to December 2018 and LPG contracts were renewed for January to April 2018, both likewise through PSTPL.

On its requirements for ethanol, the Company continued to support the directive of the DOE on prioritization of locally-produced ethanol, complying with the required monthly allocation. About 50% of the total ethanol requirement of the Company was sourced from various local ethanol producers.

(vii) Dependence on one or a few major customers and identity of any such major customers

Petron and its subsidiaries do not have a single external customer from which sales revenue generated amounted to 20% or more of the total revenue.

(viii) Transactions with and/or dependence on related parties

Petron, certain of its subsidiaries and its associate and joint venture, as well as SMC and certain of its subsidiaries, purchase products and services from one another in the normal course of business.

It is the policy of the Company that transactions with related parties are on an arm's length basis in a manner similar to transactions with non-related parties. Related party transactions are made at normal market prices and terms. To ensure that this policy is implemented, the Company undertakes an assessment at each financial year by examining the final position of the related party and the market in which the related party operates.

Described below are transactions of Petron with related parties:

1. Petron has existing supply agreements with various SMC subsidiaries. Under these agreements, Petron supplies the diesel fuel, gasoline and lube requirements of selected SMC plants and subsidiaries.
2. Petron purchase goods and services, such as those related to construction, information technology, and shipping, from various SMC subsidiaries.
3. Petron entered into a lease agreement with San Miguel Properties, Inc. for office space covering 6,802 square meters. The lease, which commenced on June 1, 2014, is for a period of one year and may be renewed in accordance with the written agreement of the parties.

4. Petron also pays SMC for its share in common expenses such as utilities and management fees in relation to the leased office premises.
5. Petron has long-term lease agreements with NVRC covering certain parcels of lands where the Petron Bataan Refinery and some of its depots, terminals and service stations are located.
6. Petron partly retails its fuel products through its subsidiaries, PFC, and PSTPL, as well as lubes through PFSIB.
7. Petron obtains insurance coverage from Petrogen which, in turn, obtains reinsurance coverage from Ovincor and other local reinsurers.
8. Petron made certain advances to PCERP for investment opportunities.
9. Petron has an existing trading agreement with PSTPL for the procurement of crude oil, and trading of finished petroleum products and other materials such as ethanol, coal, and additives.
10. Petron engaged PSTPL to perform the chartering function such as the renewal and negotiation of contract of affreightments and commodity risk management via hedging transactions.
11. Petron provides general management services to PFISB.
12. NVRC and SMC subsidiaries entered into various lease agreements for portion of lands located at Limay, Bataan.

(ix) Patents, trademarks, licenses, franchises, concessions, royalty agreements

The Company's intellectual property registrations and applications as of December 31, 2017 are described below.

Approved Trademark Registrations. Petron has trademark registrations for a term of 20 years for its Petrogrease, Gearfluid, Gasulette, Gasulite, Gasulgrille, Gasul, Marinekote, LPG Gasul Cylinder 50 kg., Gasul and Device, LPG Gasul Cylinder 11 kg., Petron STM, Petron Autokote, GEP, Gearkote, Cablekote, REV-X superdiesel Multigrade, "AS" Petron, Grease Solve, Petrokote, Petron 2040, Petron XD3, Petron Old Logo, Hypex, Extra, Petron Old Logo (Tradename), 2T, Turnol, Petromar HD, Spinol, Airlube, Hydrotur, Petromix, Voltran, Stemol, Petrocyl 680, Overglide, Grease Away, Petrokut, Petron Railroad Extra, Rubbex, Petron Dust Stop Oil, Oil Saver, DCL 100, Milrol, Petropen, Petron GST, Petron with XCS, With XCS, Super DC, LPG Gasul Cylinder 2.7 kg. Petromul CSS-1, New Petron Logo, Power Booster, Zerflo, TDH 50, Automatic Transmission Fluid, Petrotherm 32, Petrosine, Petron HDX, Petron TF, Petron, Ropgriz, Ultron and Device, 2T Motorcycle Oil, Lubritop, Antimist, Molygrease, Petron GX and Extra with a car device against a red background.

Petron Gasul 11-kg POL-VALVED Cylinder, Ultron Rallye, Rev-X Trekker, Rev-X Hauler, Rev-X HD, Bull's Eye, Ultron Extra, Sprint 4T, Xpert Diesel Oils, Penetrating Oil, Solvent 3040, Ultron Race, Ultron Touring, Lakbay Alalay, Blaze, Clean 'n Shine, Fuel Hope, Fuel Success, Fuel X Fuel Customer Experience, Pchem, Petron Farm Trac Oil for Farm Equipment, Petron Freeport Corporation, Petron Marketing Corporation, PetronConnects, Treats (for bottled water), Tulong Aral ng Petron & Device, Ultimate Release from Engine Stress, Xpert sa Makina X-tra ang Kita, "Your friend on the Road", Fuel Trust, Fuel Experience, Fuel Drive, Fuel Excellence, Fuel Efficiency, Xtend, Car Care & Logo, Go for the Xtra Miles, e-fuel, Rider, Enduro, Extra, Fiesta Gas with device, Xtra, Fiesta Gas 2.7kg cylinder, Fiesta Gas 5kg cylinder, Fiesta Gas 5kg POL-VALVED, Fiesta Gas 11kg cylinder, Fiesta Gas 11kg POL-VALVED, Fiesta Gas 22kg POL-VALVED, Fiesta Gas 50kg POL-VALVED, Bulilit Station, Bulilit Station (Gasoline Station), How far can you go on one full tank these days?, Fuel Journeys, Petron Lakbay Pinoy, Petron Pinoy Fuels & Device, Petron Pinoy Diesel & Device, Petron Pinoy Regular & Device, Econo, Elite, Pantra, Limay Energen Corporation, Racer Maximum Performance, Petrolene, Petron Value Card and

Device, Pstore, Pmart, Pshop, Go Petron! Get Rewards & Benefits, TSI and Device, Footprints Inside a Sphere & Device, Lakbay Alalay Para sa Kalikasan, Everyone's Vision & device, Petron Super Xtra Gasoline, Xtra Advance, Petron Ronnie Mascot in Seatbelt & device, Petron Super Driver, Maxi Gas, Xtra Exceed, Xtra Ultra, Xtra Prime, Xtra Miles, Pinoy HP Gasoline, Xtra Excel, UnliPower Saver Gasoline, Ultramax Gasoline, Ecomax Gasoline, PMax Gasoline, Pharmacy Plus, Triangle Device, Boomerang Device, Ronnie Mascot, and AR Scan, View it & device, Seat Belt Lives, See It & device, Privilege Miles Card & device, Petron Fleet Card & device, Blaze 100 Octane Euro 4 & device, Aim here & device, Focus here & device, AR View & device, AR Focus & device, Pay with Points Save your Cash, AR Spot & device, Scan It & device, Road Safety & device, Miles, Petron Chinese Name (flag type), Petron Chinese Name (long type), Super Tsuper Gift and App, Xtra Advance (inside a rectangle device), Petron Blaze 100, Petron XCS3, Champion Gasoline, Everyone's Shop & Device, Gasulito, REV-X, Petron Blaze Spikers, Thermal Stress Stabilizing System, Dynamic Cleaning Technology, Miles Better, Your Feet Your Rules, Xtra Advance Euro 4 & Device, Petron Super Xtra Gasoline Euro 4 & Device, Diesel Max Euro 4 & Device, Turbo Diesel Euro 4 & device, XCS Euro 4 & device and Fast Gas Fast Prize, Carbon Buster, Petron Canopy Fascia, Diesel Max, Petron PMB, Blu & Device, Blu with Gasul Tank, Puno ng Buhay, Tri-Action, Blaze Racing, Tri Plus, Gas Padala, Lakbay Ligtas, Petromate, Sagip Alalay, Petron XCS3 Triple Action Premium Unleaded, Accident Insurance & device and Thermal Control System are registered for a term of 10 years.

Pending Trademark Registration Applications. Petron has pending applications for registration of the following trademarks: Euro 4 (stylized), Triple Action Fuel, Tri Activ, Xtra Advance, Performance Run, Petron Best Day, Fe Dela Fiesta and Rev-X Turbo.

Petron also has registered and pending trademarks in Malaysia, Indonesia, Cambodia, Thailand, Myanmar, Australia, China, United Kingdom, India, Japan, Republic of Korea, Singapore, Hong Kong, China and Saudi Arabia. The Company has filed 176 trademark applications in Malaysia relating to its Malaysian operations. It has obtained copyright protection for the stylized letter "P" and has registered trademarks in Malaysia, including the "Petron (Class 9)", "Petron Logo", "Gas Miles", "Gasul", "Fiesta Gas", "Energen", "Petron Plus (Class 9)", "Perks", "Miles", "Propel", "XCS", "Petromate", "Hydrotur", "Miles with P-Logo", "MILES with P Logo and 'Privilege Miles Card' words", "Petroil", "Fuel Journeys", "Better by Miles", "Petron Cares", "DCL 100", "Petromar", "Energy", "Treats with Crocodile Logo", and "Petron Greenfuel", "Kedai Mart with P logo", "Rider", "Rider 4T", "Petrolaysia", "Prime", "Petron with Canopy Fascia logo", "Petron Racing", "Sprint 4T", "Rev-X Diesel Engine Oils", "Prestige", "Xtra Mile", "Xtra Unleaded", "Treats & Device", "Petron Value Card Rewards & Benefits", "Turbo Diesel", "Diesel Maz", "Blaze Gasoline", "Petron XCS3", "Powerburn 2T & Device", "Racing", "Powerburn", "Petrogrease", "Greaseway", "GEP", "Gearfluid", "Clean 'n Shine", "ATF", "Treats & Device", "Powered by Petron", "Miles with P Logo & Petrol Word", "Petromar HD", "Petrogrease EP", "Blaze with P Logo and Petrol", "Fuel Trust", "Fuel Success", "Fuel Hope", "Blaze Racing", "Fuel Care", "Treats", "Petron Motorsports", "Fuel Life", "Fueled by Petron", "Miles Better", "Your Fleet Your Rules", "5th year Anniversary Fuel Happy" and "Petron Car Care Center".

Copyrights. Petron has copyrights for its seven (7)-kg LPG container, Gasulito with stylized letter "P" and two (2) flames, Powerburn 2T, Petron New Logo (22 styles), Philippine Card Designs and Malaysian Card Designs, and Petron font. Copyrights are protected during the lifetime of the creator and for 50 years after his death.

Utility Models. Petron has registration for the following utility models: (i) Carbon Buster (process) and (ii) Carbon Buster (composition). The term of the utility model is seven (7) years from date of filing of the application.

(x) Government Approval of Principal Products or Services

Government approval of Petron products and services is not generally required. Petroleum products, both locally refined and imported, however, must conform to specifications under the Philippine National Standards. Importations of petroleum products and additives are reported to the DOE, in accordance with the Downstream Oil Industry Deregulation Act of 1998 and its implementing rules and regulations. Clearances are secured from concerned government authorities for importations of restricted goods. The supply of products or services to government and government agencies undergo a bidding process in accordance with law.

(xi) Effect of existing or probable government regulations on the business

- Tax Reform for Acceleration and Inclusion (the "TRAIN Law"). Republic Act No. 10963 or the TRAIN Law, which took effect on January 1, 2018, imposes a phased increase in excise taxes on petroleum products from 2018 to 2020. The schedule of increase for this three-year period is P2.65-P2-P1 per liter ("/li") per year for gasoline, P2.50-P2-P1.50/li for diesel and fuel oil, P1-P1-P1/kg for LPG, and P0.33-P0-P0/li for jet fuel. The incremental excise tax is further subject to 12% VAT. Higher excise taxes can potentially constrain demand growth, especially for LPG given there are substitutes such as charcoal, kerosene and electric, and gasoline with public transportation as alternative.
- Biofuels Act of 2006 (the "Biofuels Act"). The Biofuels Act and its implementing circulars mandate that gasoline and diesel volumes contain 10% bioethanol and 2% biodiesel/cocomethyl ester ("CME") components, respectively. To produce compliant fuels, the Company invested in CME injection systems at the Petron Bataan Refinery and the depots. On the bioethanol component, the DOE issued in June 2015 its Circular No. 2015-06-0005 entitled "Amending Department Circular No. 2011-02-0001 entitled Mandatory Use of Biofuel Blend" which currently exempts premium plus gasoline from the 10% blending requirement.
- Renewable Energy Act of 2008 (the "Renewable Energy Act"). The Renewable Energy Act aims to promote development and commercialization of renewable and environment-friendly energy resources (e.g., biomass, solar, wind, hydro, geothermal) through various tax incentives such as seven (7)-year income tax holiday and duty-free importation of renewable energy equipment and machinery. The sale of power generated from these sources is also exempt from value-added tax under the TRAIN Law. The growth in renewable energy may displace or reduce use of oil-based power plants affecting the Company's sales to the power sector.
- Clean Air Act of 1999 (the "Clean Air Act"). The Clean Air Act established air quality guidelines and emission standards for stationary and mobile equipment. It also included the required specifications for gasoline, diesel and IFO to allow attainment of emission standards. Petron invested in a gasoil hydrotreater plant and an isomerization plant to enable it to produce diesel and gasoline compliant with the standards set by law.
- Laws on Controlled Chemicals (Presidential Decree No. 1866 as amended by Republic Act No. 9516). The implementing rules and regulations for this amended law were approved on June 9, 2016 and listed the chemicals under the control of the Philippine National Police. These rules reduced the controlled list from 101 to 32 chemicals and further classified 15 chemicals as high-risk and 17 as low-risk substances. The rules also outline the procedures for regulating, storing, handling and transporting chemicals.

- Compliance with Euro 4 standards. In September 2010, the DENR issued Administrative Order 2010-23 mandating that, by 2016, all new motor vehicles that would be introduced in the market shall comply with Euro 4 emission limits, subject to Euro 4 fuel availability. In June 2015, the DOE issued Circular 2015 - 06-0004 entitled "Implementing the Corresponding Philippine National Standard Specifications (PNS) for the Euro 4/IV PH Fuels Complying with the Euro 4/IV Emissions" directing all oil companies to adopt Euro4-compliant fuels. With its RMP-2, Petron is now producing Euro 4-compliant fuels ahead of the 2016 mandate.
- Department Circular 2014-01-0001. The DOE issued Department Circular 2014-01-0001 directed at ensuring safe and lawful practices by all LPG industry participants as evidenced by standards compliance certificates. The circular also mandates that all persons engaged or intending to engage as a refiller of LPG shall likewise strictly comply with the minimum standards requirements set by the DTI and the DOE. The circular imposes penalties for, among others, underfilling, illegal refilling and adulteration.
- Laws on Oil Pollution. To address issues on marine pollution and oil spillage, the Maritime Industry Authority ("MARINA") mandated the use of double-hull vessels for transporting black products beginning end-2008 and white products by 2011. Petron has been using double-hull vessels in transporting all its products.
- Oil Marine Pollution Circulars. The Philippine Coast Guard has memorandum circulars prescribing the rules and regulations on the prevention, containment, abatement and control of oil marine pollution by all marine vessels, coastal and offshore facilities and other facilities utilizing or storing petroleum products. The circulars identify the prohibited acts and provide the penalties.
- Anti-Competition Law (the "Philippine Competition Act"). The Philippine Competition Act, approved in July 2015, prohibits anti-competitive agreements, abuses of dominant positions, and mergers and acquisitions that limit, prevent, and restrict competition. To implement the national competition policy and attain the objectives and purposes of the law, the Philippine Competition Commission ("PCC") was created. Among the powers of the PCC is the review of mergers and acquisitions based on factors it may deem relevant. The PCC, after due notice and hearing, may impose administrative fines on any entity found to have violated the provisions of the law on prohibited arrangements or to have failed to provide prior notification to the PCC of certain mergers and acquisitions. The PCC is empowered to impose criminal penalties on an entity that enters into any anti-competitive agreement and, when the entities involved are juridical persons, on its officers, directors, or employees holding managerial positions who are knowingly and willfully responsible for such violation.
- Executive Order 890: Removing Import Duties on All Crude and Refined Petroleum Products. After the ASEAN Trade in Goods Agreement was implemented in 2010, the tariff rate structure in the oil industry was distorted with crude and product imports from ASEAN countries enjoying zero tariff while crude and product imports from outside the ASEAN were levied 3% tariff. To level the playing field, Petron filed a petition with the Tariff Commission to apply the same tariff duty on crude and petroleum product imports, regardless of source. In June 2010, the government approved Petron's petition and issued Executive Order 890 which eliminated import duties on all crude and petroleum products regardless of source. The reduction of duties took effect on July 4, 2010.
- LPG Bill. The LPG Bill, currently pending in the Philippine Congress, will mandate stricter standards on industry practices.

(xii) Estimate of the amount spent during each of the last three (3) fiscal years on research and development activities:

The Company's Research and Development ("R&D") is responsible for all product development that complies with government laws and regulations such as the Clean Air Act and the Biofuels Act. Other drivers of product innovations are the requirements of original engine manufacturers and the latest technological trends in the industry.

Petron R&D spent a total of P75.57 million in 2017, higher than P66.24 million in 2016. Expenses in 2015 amounted to P65.21 million.

(xiii) Costs and effects of compliance with environmental laws

Compliance with the various environmental laws like the Renewable Energy Act, the Biofuels Act, the Clean Air Act, and the Clean Water Act entails costs and additional investments on the part of the Company, resulting in higher production costs and operating expenses. In 2017, the Company spent a total of P261.47 million for treatment of wastes, monitoring and compliance, permits and personnel training at the Petron Bataan Refinery while in 2016, it spent a total of P201.50 million.

(xiv) Total number of employees

As of December 31, 2017, the Company and its subsidiaries had 3,131 employees, with 2,533 employees in the Company (comprising one president, one general manager, 25 vice presidents and assistant vice presidents, 1,647 managerial, professional and technical employees, and 859 rank-and-file employees); 571 employees of the Company's Malaysian operations; 15 in PSTPL; and 12 in PFC.

Petron has CBAs with its three (3) unions, namely: (i) Bataan Refiners Union of the Philippines ("BRUP"), which is affiliated with the Philippine Transport and General Workers Organization; (ii) Petron Employees Labor Union ("PELU"), affiliated with the Philippine Transport and General Workers Organization, and (iii) Petron Employees Association ("PEA"), which is affiliated with the National Association of Trade Unions. BRUP's CBA covers the period January 1, 2014 to December 31, 2018. PELU's CBA is in effect from January 1, 2014 to December 31, 2018. The PEA's CBA covers the period from January 1, 2015 to December 31, 2019.

In addition to the statutory benefits, the Company provides medical and life insurance, vacation, sick and emergency leaves, computer and emergency loans to employees, and a savings plan program.

(xv) Description of Property

Petron owns the largest petroleum refinery complex in the Philippines located in Limay, Bataan, with a crude distillation capacity of 180,000 barrels per day. Its other major process units include: conversion units, delayed coker and catalytic cracking units, reformers for gasoline production; desulfurization units for naphtha, diesel and jet fuel; petrochemical units for production of benzene, toluene, mixed xylene and propylene; other supporting units like power/steam generation facilities, waste water treatment facilities; and several crude and product storage tanks. It has its own piers and other berthing facilities, one of which can accommodate very large crude carriers.

Petron operates an extensive network of terminals, depots, and LPG and aviation plants which are located in Luzon, Visayas and Mindanao. Its bulk fuel terminals are in Limay, Bataan; Mabini, Batangas; Mandaue City, Cebu; Poro Point, San Fernando, La Union; Navotas, Metro Manila; Rosario, Cavite; Puerto Princesa, Palawan; Culasi, Roxas City; Lapuz, Iloilo City; Bacolod City, Negros Occidental; Ormoc City, Leyte; Anibong, Tacloban City; Isabel, Leyte; Tagoloan, Misamis Oriental; Sasa, Davao City; Iligan City, Lanao del Norte; Jimenez, Misamis Occidental; Bawing, General Santos City; Nasipit, Agusan del Norte; and Zamboanga City. Its sales offices are located in Tondo, Manila; Calapan, Oriental

Mindoro; San Jose and Mamburao in Occidental Mindoro; Pasacao, Camarines Sur; Masbate; Amlan, Negros Oriental; and Tagbilaran City, Bohol. Petron has LPG bulk refilling plants in Ugong, Pasig City; San Fernando, Pampanga; San Pablo City, Laguna; and Legazpi City, Albay. Among its other installations are the aviation depots at JOCASP-NAIA, Pasay City and Mactan, Cebu; airport installations at Laoag City, Davao City and Laguindingan, Misamis Oriental; an additive plant in Subic, Zambales and a lube oil blending plant in Pandacan, Manila.

The Company entered into commercial leases with the PNOC for parcels of land occupied by the Petron Bataan Refinery, depots, terminals and some of its service stations. The lease agreements include upward escalation adjustment of the annual rental rates. In 2009, the Company renewed its lease with PNOC (through NVRC) for the continued use of the Petron Bataan Refinery for 30 years starting January 1, 2010 (renewable upon agreement of the parties for another 25 years). In 2015, the Company also entered into another 25-year lease agreement with PNOC effective August 1, 2014 for additional lots near the Petron Bataan Refinery for its expansion projects. Expenses relating to the PNOC leases amounted to ₱274.80 million in 2017.

Petron anticipates that it may lease desirable lots from NVRC and third parties for development as service stations and for its refinery expansion projects in the next 12 months.

(4) Contingent Liabilities

Petron is involved in certain cases that may trigger a direct or contingent financial obligation, the material of which are discussed below based on information available to the Company as of the date of this information statement:

- Tax Case

Petron Corporation vs. Commissioner of Internal Revenue
SC-G.R. SP No. 204119-20
Supreme Court
Date Filed: December 2012

Background: In 1998, the Company contested before the CTA the collection by the BIR of deficiency excise taxes arising from the Company's acceptance and use of TCCs worth ₱659 million from 1993 to 1997. The BIR claimed that the TCCs used by Petron as payment were fraudulent. In July 1999, the CTA ruled that, as a fuel supplier of companies registered with the BOI, the Company was a qualified transferee for the TCCs. The CTA ruled that the collection by the BIR of the alleged deficiency excise taxes was contrary to law. The BIR appealed the ruling to the CA.

On March 21, 2012, the CA promulgated a decision in favor of Petron and against the BIR affirming the ruling of the CTA striking down the assessment issued by the BIR for deficiency excise taxes in 1998. On April 19, 2012, a motion for reconsideration was filed by the BIR, which was denied by the CA in its Resolution dated October 10, 2012. The BIR elevated the case to the Supreme Court through a petition for review on *certiorari* dated December 5, 2012. On June 17, 2013, the Company filed its comment on BIR's petition.

Exposure: ₱1,107,542,547.08 plus 20% annual interest and 25% surcharge from April 22, 1998

Relief sought on Appeal: The petition for review on *certiorari* filed by the BIR seeks the reversal of the decision of the CTA in favor of Petron, setting aside the BIR assessment in relation to Petron's payments of excise taxes through TCCs.

Status: The petition for review on *certiorari* filed by the BIR is pending.

- Pandacan Cases

- **Petron Corporation v. The City of Manila, et al.**
CA-G.R. CV No. 100218
Court of Appeals
Date Filed: January 23, 2013

Background: The City Council passed the Manila Comprehensive Land Use Plan and Zoning Regulations of 2006 (“Ordinance No. 8119”), which was approved by Mayor Jose L. Atienza on June 16, 2006. Ordinance No. 8119 reclassified the area of the Pandacan depots from Industrial to High Density Residential/Mixed Use Zone. Ordinance No. 8119 gave non-conforming establishments, including the oil depots, seven (7) years to phase out or relocate.

Shell and Chevron filed their complaint questioning Ordinance No. 8119. The Company, which was not allowed to intervene, filed a separate complaint on February 8, 2007, questioning the validity of the Manila City Ordinance No. 8119.

On August 24, 2012, the Regional Trial Court of Manila (“RTC of Manila”) ruled that Section 23 of Ordinance 8119 relating to the reclassification of subject oil terminals had already been repealed by Ordinance 8187; hence any issue pertaining thereto had become moot and academic. The RTC of Manila also declared Section 55 of Ordinance 8119 null and void for being in conflict with the Water Code. Nonetheless, the RTC of Manila upheld the validity of all other provisions of Ordinance 8119. Petron filed a notice of appeal on January 23, 2013. In a decision dated September 19, 2017, the Court of Appeals denied the appeal of the Company, finding that Manila’s Comprehensive Land Use Plan was valid, except for Section 55 of Ordinance 8119. Section 55, which imposed an easement of 10 meters from the riverbank to serve as a linear park, was struck down as invalid because it violated the Water Code which required only a three-meter easement.

Exposure: No monetary claim. The issue has already become moot following the cessation by the Company of the operations of its petroleum storage facilities in Pandacan in August 2015.

Status: The Company no longer filed a motion for reconsideration or elevated the matter to the Supreme Court since the issue has already become moot following the cessation by the Company of the operations of its petroleum storage facilities in Pandacan in August 2015.

➤ **Social Justice Society (“SJS”) v. Alfredo S. Lim**
SC G.R. No. 187836 Supreme Court

Background: This is a petition for prohibition by SJS against Mayor Alfredo S. Lim for nullification of Ordinance No. 8187 which repealed both City Ordinance Nos. 8027 and 8119, effectively allowing the continued operation of the oil depots at Pandacan.

On June 1, 2009, SJS officers filed a petition for prohibition against Mayor Lim before the SC, seeking the nullification of Ordinance 8187. The City filed its Comment on August 13, 2009. Petron filed a motion for leave to intervene dated November 27, 2009 and a comment-in-intervention dated November 27, 2009. The comment-in-intervention was allowed by the SC.

Petron filed a manifestation on November 30, 2010 informing the SC that, without prejudice to its position in the cases, it had decided to cease operation of its petroleum product storage facilities in Pandacan within five (5) years or not later than January 2016 due to the many unfounded environmental issues being raised that tarnish the image of Petron and the various amendments being made to the zoning ordinances of the City of Manila when the composition of the local government changes that prevented Petron from making long-term plans. In a letter dated July 6, 2012 (with copies to the offices of the Vice Mayor and the City Council of Manila), Petron reiterated its commitment to cease the operation of its petroleum product storage facilities and transfer them to another location by January 2016.

This case is consolidated with SC G.R. No. 187916.

Exposure: No monetary claim. Adverse decision would mean closure of the terminals at Pandacan.

Status: The case was decided together with G.R. No. 187916 discussed below.

➤ **Jose L. Atienza vs. Mayor Alfredo S. Lim**
SC G.R. No. 187916 Supreme Court

Background: This is the second petition filed against Ordinance 8187. Former Manila Mayor Atienza filed a petition for certiorari for the nullification of Ordinance No. 8187.

On June 5, 2009, former Manila Mayor Lito Atienza, represented by the former City Legal Officer, filed his own petition with the SC seeking to stop the implementation of Ordinance 8187. The City of Manila filed its Comment on August 13, 2009.

Petron filed a manifestation on November 30, 2010 informing the SC that, without prejudice to its position in the cases, it had decided to cease operation of its petroleum product storage facilities in Pandacan within five (5) years or not later than January 2016 due to the many unfounded environmental issues being raised that tarnish the image of Petron and the various amendments being made to the zoning ordinances of the City of Manila when the composition of the local government changes that prevented Petron from making long-term plans. In a letter dated July 6, 2012 (with copies to the offices of the Vice Mayor and the City Council of Manila), Petron reiterated its commitment to cease the operation of its petroleum product storage facilities and transfer them to another location by January 2016.

On November 25, 2014, the SC issued a decision (“November 25 Decision”) declaring Ordinance No. 8187 unconstitutional and invalid with respect to the continued stay of the oil terminals in Pandacan. Petron, Shell and Chevron were given 45 days from receipt of the November 25 Decision to submit a comprehensive plan and relocation schedule to the RTC of Manila. On March 10, 2015, acting on a Motion for Reconsideration filed by Shell, a Motion for Clarification

filed by Chevron, and a Manifestation filed by the Company the Supreme Court denied Shell's motion with finality and clarified that "relocation and transfer necessarily include removal of the facilities in the Pandacan terminals and should be part of the required comprehensive plan and relocation schedule."

On May 14, 2015, the Company filed its submission in compliance with the November 25 Decision.

Exposure: No monetary claim. Adverse decision would mean closure of the terminals at Pandacan.

Status: The Resolution dated March 10, 2015 was declared by the SC as final.

- **Guimaras Oil Spill**

- **In the Matter of the Sinking of the MT Solar I**
SBMI No. 936-06
Special Board of Marine Inquiry ("SBMI")

Background: Petron hired on a "single voyage basis" the vessel MT Solar I owned by Sunshine Maritime Development Corporation ("SMDC") for the transport of industrial fuel oil from the Petron Bataan Refinery to Zamboanga. Petron, as a shipper of the cargo, conducted inspection of the vessel MT Solar I and likewise, relied on the documents presented by SMDC as carrier. Petron also relied on the implied warranties of SMDC as a carrier with respect to the seaworthiness of the vessel MT Solar I and other statutory/trading certificates issued by MARINA and other pertinent government agencies.

SMDC, taking into consideration the vessel's trim, stability and draft, declared to Petron that the vessel MT Solar I can safely load approximately 13,500 barrels of cargo as stated in the Fixture Note, Notice of Readiness and Seaworthiness Certificate. On this basis and relying on the declaration of SMDC, Petron loaded the quantity as specified by SMDC. Unfortunately, the vessel MT Solar I sank off Guimaras when it encountered bad weather on or about August 11, 2006.

In September 2006, the SBMI was created by the Philippine Coast Guard for the purpose of determining the administrative liability of the crew, owner of the vessel and other involved parties. The SBMI in its initial findings found Petron liable for allegedly overloading the vessel.

On November 21, 2006, Petron filed a Memorandum of Appeal with the DOTC, elevating the disputed ruling of the SBMI for review.

Exposure: Considering the nature of this investigation, no potential liability exists for Petron at this point.

Relief sought: Reversal of the SBMI's initial finding that Petron was liable for allegedly overloading the vessel.

Status: The appeal to the DOTC of the finding of the SBMI that Petron was negligent and responsible for overloading the MT Solar I remained pending as of December 31, 2017.

- **Rogelio Arsenal, Jr., et al. v. SMDC, Petron, et al.**
Civil Case No. 09-0394;
RTC Br. 65, Jordan, Guimaras

Oliver S. Chavez, et al. v. SMDC, Petron, et al.
Civil Case No. 09-0395;
RTC Br. 65, Jordan, Guimaras

Background: These are complaints for damages filed on August 6, 2009 by a total of 1,063 plaintiffs who allegedly did not receive any payment from the defendants of their claims for damages arising from the oil spill due to the sinking of MT Solar 1 on August 11, 2006. Total claims for both cases amount to ₱291.9 Million (₱286.4 Million and ₱5.5 Million). The reception of plaintiffs' evidence is on-going.

In the Arsenal case, respondents filed a motion to hear affirmative defenses based on lack of jurisdiction for non-payment of docket fees, prescription and lack of cause of action but it was denied. The respondents went to the CA on a petition for *certiorari*. The respondents filed with the CA a compliance with the resolution requiring submission of pleadings and orders. The complainants filed their comment on the petition and the respondents filed their reply to the said comment. On May 29, 2014, the CA rendered a decision directing the plaintiffs to file their respective affidavits substantiating their claims of indigency. The plaintiffs filed a motion for partial reconsideration of the decision which was denied by the CA on January 30, 2015.

In the Chavez case, the respondents likewise filed the same motion based on the same grounds. The lower court also denied the motion so the respondents went to the CA on a petition for *certiorari*. The CA dismissed the petition for failing to attach the necessary pleadings and orders.

Status: Both the Arsenal and Chavez cases have been remanded to and are now pending with the trial courts.

Other cases involving Petron are discussed in its audited financial statements.

(5) Securities of the Company

(a) Market Price of and Dividends on Company's Common Equity and Related Stockholder Matters

- Market Information

The Company's common shares and Series 2 preferred shares are traded at the PSE.

As of February 28, 2018, the Company had approximately 148,097 stockholders. As of December 31, 2017, the total number of stockholders of the Company was about 146,959. As of December 31, 2016, the total number of stockholders of the Company was about 148,293.

Common Shares

The price of the common shares of the Company as of February 28, 2018, the last trading day of February 2018, was ₱9.19 per share. The price of the common shares of the Company on December 29, 2017, the last trading day of 2017, was ₱9.17 per share. The price of the common shares of the Company on December 29, 2016, the last trading day of 2016, was ₱9.95 per share.

The high and low prices of the common shares for each quarter of the last two (2) fiscal years and for the period ended February 28, 2018 are indicated in the table below:

Period	Highest Close		Lowest Close	
	Price (in Peso)	Date	Price (in Peso)	Date
2018				
For period ended February 28, 2018	9.80	February 2	9.09	January 18
2017				
1 st Quarter	10.30	January 5	8.57	March 10
2nd Quarter	11.26	May 30	8.62	April 3 & 6
3rd Quarter	10.68	September 18	9.35	August 2
4th Quarter	10.46	October 3	9.16	November 24
2016				
1 st Quarter	10.96	March 23	5.36	January 21
2nd Quarter	11.88	June 1	9.86	April 4
3rd Quarter	11.46	August 10	9.40	September 14
4th Quarter	10.80	October 11	9.10	November 23

Preferred Shares

Series 2 Preferred Shares issued in 2014 (“Series 2 Shares”)

On November 3, 2014, Petron issued and listed on the PSE 10 million cumulative, non-voting, non-participating, non-convertible peso-denominated perpetual preferred shares at an offer price of ₱1,000.00 per share. The preferred shares issue, which reached a total of ₱10 billion, is composed of Series 2A Preferred Shares amounting to ₱7.12 billion and the Series 2B Preferred Shares amounting to ₱2.88 billion. The Series 2A Preferred Shares may be redeemed by the Company starting on the fifth anniversary from the listing date, while the Series 2B Preferred Shares may be redeemed starting on the seventh anniversary from the listing date.

Series 2A Shares

The price of the Series 2A Preferred Shares as of February 28, 2018, the last trading day of the shares during the month, was ₱1,034.00 per share. The price of the Series 2A Preferred Shares as of February 24, 2017, the last trading day of the shares during the month, was ₱1,045.00 per share. The price of the Series 2A Preferred Shares on December 29, 2016, the last day of 2016 the shares were traded, was ₱1,045.00.

The high and low prices of the Series 2A preferred shares for each quarter of the last two (2) fiscal years and for the period ended February 28, 2018 are indicated in the table below:

Period	Highest Close		Lowest Close	
	Price (in Peso)	Date	Price (in Peso)	Date
2018				
For period ended February 28, 2018	1,070.00	January 10 & 11	1,034.00	February 21, 27 & 28
2017				
1 st Quarter	1,089.00	March 15	1,045.00	January 9 & 17; February 20 & 24
2nd Quarter	1,075.00	Apr 3, 4, 5, 6, 7, 10, 11, 12, 17, 18, 19 & 20	1,020.00	June 21
3rd Quarter	1,090.00	September 22	1,030.00	July 3&7
4th Quarter	1,070.00	October 3, 4 & 10	1,049.00	November 7, 13, 16, 17, 21, 22, 23, & 24; December 1, 11 & 27
2016				
1 st Quarter	1,084.00	February 29 & March 1	1,020.00	January 22
2nd Quarter	1,079.00	June 20, 21 & 22	1,000.00	April 12, 13, 14 & 15
3rd Quarter	1,140.00	September 28	1,040.00	July 21; August 10, 11,12, 16, 18, 19, 23 & 25
4th Quarter	1,100.00	November 17, 24 & 25	1,029.00	October 13

Series 2B Preferred Shares

The price of the Series 2B Preferred Shares as of February 27, 2018, the last trading day of the shares during the month, was ₱1,100.00 per share. The price of the Series 2B Preferred Shares as of February 24, 2017, the last trading day of the shares during the month, was ₱1,096.00 per share. The price of the Series 2B Preferred Shares on December 15, 2016, the last day of 2016 the shares were traded, was ₱1,160.00. The price of the Series 2B Preferred Shares on December 21, 2015, the last day of 2015 the shares were traded, was ₱1,065.00.

The high and low prices of the Series 2A preferred shares for each quarter of the last two (2) fiscal years and for the period ended February 28, 2018 are indicated in the table below:

Period	Highest Close		Lowest Close	
	Price (in Peso)	Date	Price (in Peso)	Date
2018				
For period ended February 28, 2018	1,175.00	February 12	1,098.00	January 8, 19, 22, 23, 24, 25, 26, 29, 30 & 31

2017				
1 st Quarter	1,180.00	January 23 & 26	1,096.00	February 21 & 24
2nd Quarter	1,150.00	April 26	1,000.00	May 10
3rd Quarter	1,129.00	July 7	1,100.00	July 10, 11, 13 & 21
4th Quarter	1,175.00	October 2&3	1,140.00	November 9; December 18, 21 & 28
2016				
1 st Quarter	1,100.00	February 29; March 01, 07, 08, 09, 10, 16, 17, 18, 21, 22, 23, 28	1,056.00	February 09, 10, 11
2nd Quarter	1,160.00	June 28, 29 & 30	1,030.00	April 04, 05, 06, 07, 08
3rd Quarter	1,239.00	September 29	1,050.00	August 25
4th Quarter	1,229.00	November 17	1,070.00	October 12
2015				
1 st Quarter	1,100.00	March 27	1,016.00	January 30
2nd Quarter	1,170.00	March 15	1,070.00	April 16
3rd Quarter	1,149.00	July 1, 13 & 15	1,075.00	August 26
4th Quarter	1,141.00	October 9	1,050.00	October 22

- Holders

The lists of the top 20 stockholders of the common shares and preferred shares of the Company as of February 28, 2018 are as follows:

Common Shares

1 SEA REFINERY CORPORATION	4,696,885,564	4,696,885,564	50.099554
2 SAN MIGUEL CORPORATION	1,702,870,560	1,702,870,560	18.163750
3 PCD NOMINEE CORP. (FILIPINO)	1,430,291,904	1,430,291,904	15.256277
4 PETRON CORPORATION EMPLOYEES RETIREMENT PLAN	731,156,097	731,156,097	7.798911
5 PCD NOMINEE CORP. (NON-FILIPINO)	370,870,101	370,870,101	3.955904
6 ERNESTO CHUA CHIACO &/OR MARGARET SY CHUA CHIACO	6,000,000	6,000,000	0.063999
7 SYSMART CORP.	4,000,000	4,000,000	0.042666
8 MARGARET S. CHUACHIACO	3,900,000	3,900,000	0.041600
9 RAUL TOMAS CONCEPCION	3,504,000	3,504,000	0.037376
10 ANSALDO GODINEZ & CO. INC. FAO MARK V. PANGILINAN	3,000,000	3,000,000	0.032000
11 GENEVIEVE S. CHUACHIACO	2,735,000	2,735,000	0.029173
12 ERNESSON S. CHUACHIACO	2,732,000	2,732,000	0.029141
13 Q - TECH ALLIANCE HOLDINGS, INC.	2,648,500	2,648,500	0.028250
14 GENEVIEVE S. CHUA CHIACO	2,490,000	2,490,000	0.026560
15 BENEDICT CHUA CHIACO	2,365,000	2,365,000	0.025226
16 ANTHONY CHUA CHIACO	2,008,000	2,008,000	0.021418
17 SHAHRAD RAHMANIFARD	2,000,000	2,000,000	0.021333
18 KRISTINE CHUA CHIACO	1,956,000	1,956,000	0.020864
19 CHING HAI GO &/OR MARTINA GO	1,500,000	1,500,000	0.016000
20 ERNESSON S. CHUA CHIACO	1,450,000	1,450,000	0.015466
	-----	-----	-----
	8,974,362,726	8,974,362,726	95.725469
	=====	=====	=====

Series 2A and Series 2B Shares

STOCKHOLDER NAME	Preferred 2-A	TOTAL SHARES	% OF O/S
1 PCD NOMINEE CORPORATION (FILIPINO)	6,326,540	6,326,540	88.826955
2 SAN MIGUEL CORPORATION RETIREMENT PLAN-FIP	400,000	400,000	5.616148
3 SAN MIGUEL BREWERY INC. RETIREMENT PLAN	200,000	200,000	2.808074
4 SAN MIGUEL CORPORATION RETIREMENT PLAN - STP	60,000	60,000	0.842422
5 SAN MIGUEL FOODS INC. RETIREMENT PLAN	50,000	50,000	0.702018
6 SAN MIGUEL YAMAMURA PACKAGING CORP. RETIREMENT PLAN	40,470	40,470	0.568214
7 PCD NOMINEE CORPORATION (NON-FILIPINO)	33,720	33,720	0.473441
8 KNIGHTS OF COLUMBUS FRATERNAL ASSOCIATION OF THE PHILS., INC.	3,200	3,200	0.044929
9 SYLVIA LOPEZ ALEJANDRO	1,000	1,000	0.014040
10 BCS REALTY HOLDINGS & DEVELOPMENT CORPORATION	1,000	1,000	0.014040
11 ZENAIDA M. POSTRADO OR RENATO POSTRADO	1,000	1,000	0.014040
12 SAMUEL L. SANTOS OR MA. PAULINA ISABEL P. SANTOS	750	750	0.010530
13 IRMA T. SAN JUAN	500	500	0.007020
14 STA. MARIA DELLA STRADA PARISH GARDEN SANCTUARY	420	420	0.005897
15 ANA MARGARITA A. MORTEL	320	320	0.004493
16 AGNES L BANIQUED	300	300	0.004212
17 EVELYN A GESMUNDO OR DOMINADOR A. GESMUNDO JR.	300	300	0.004212
18 RAFAEL C. BUENO, JR.	300	300	0.004212
19 ALFRITO D. MAH OR AGUEDA G. MAH	300	300	0.004212
20 ARNEL JOSE S. BANAS OR RUFINA S. ELCANO OR MELIZA B. ZULUETA	150	150	0.002106
	7,120,270	7,120,270	99.971217

STOCKHOLDER NAME	Preferred 2-B	TOTAL SHARES	% OF O/S
1 PCD NOMINEE CORPORATION (FILIPINO)	2,751,750	2,751,750	95.623905
2 KNIGHTS OF COLUMBUS FRATERNAL ASSOCIATION OF THE PHILS., INC.	45,440	45,440	1.579050
3 PCD NOMINEE CORPORATION (NON-FILIPINO)	22,775	22,775	0.791436
4 MARCELINO R. TEODORO	12,500	12,500	0.434378
5 FIRST LIFE FINANCIAL CO., INC.	7,000	7,000	0.243252
6 BEN TIUK SY OR JUDY Y. SY	6,400	6,400	0.222401
7 REYNALDO GARCIA ALEJANDRO &/OR SYLVIA L. ALEJANDRO	5,000	5,000	0.173751
8 ALEXANDER T. SOLIS &/OR GINA T. SINFUEGO	5,000	5,000	0.173751
9 FRANCISCO S. ALEJO &/OR CYNTHIA ALEJO &/OR ANNA MELISSA A. ACOP	3,000	3,000	0.104251
10 ANTONIO T. CHUA	2,500	2,500	0.086876
11 R. M. TIONGCO HOLDINGS, INC.	2,100	2,100	0.072975
12 ENRIQUE DELA LLANA YUSINGCO	2,000	2,000	0.069500
13 JUSTINIANO B. PANAMBO, JR.	1,920	1,920	0.066720
14 RICHARD C. OLETA OR HELEN G. OLETA	1,700	1,700	0.059075
15 FELIX B. CHAVEZ &/OR AIDA T. CHAVEZ OR IRENE T. CHAVEZ	1,500	1,500	0.052125
16 DEWEY T. TAN	1,000	1,000	0.034750
17 ROMEO V. JACINTO	1,000	1,000	0.034750
18 ZENAIDA M. POSTRADO OR RENATO POSTRADO	1,000	1,000	0.034750
19 EVELYN A GESMUNDO OR DOMINADOR A. GESMUNDO JR.	720	720	0.025020
20 RONNE T. SY SU OR CHADWICK C. SY SU	700	700	0.024325
	2,875,005	2,875,005	99.907043

- Dividends

it is the policy of the Company under its Corporate Governance Manual to declare dividends when its retained earnings exceed 100% of its paid-in capital stock, except: (a) when justified by definite corporate expansion projects or programs approved by the Board, (b) when the Company is prohibited under any loan agreement with any financial institution or creditor, whether local or foreign, from declaring dividends without its consent and such consent has not been secured, or (c) when it can be clearly shown that such retention is necessary under special circumstances obtaining in the Company, such as when there is a need for special reserve for probable contingencies.

On November 3, 2014, the Company issued 7,122,320 Series 2A Preferred Shares and 2,877,680 Series 2B Preferred Shares. The dividend on the Series 2A Preferred Shares is at the fixed rate of 6.30% per annum and on the Series 2B Preferred Shares at the fixed rate of 6.8583% per annum, each as calculated based on the offer price of ₱1,000.00 per share on a 30/360-day basis and payable quarterly in arrears, whenever approved by the Board of Directors. If the dividend payment date is not a banking day, dividends will be paid on the next succeeding banking day, without adjustment as to the amount of dividends to be paid. Cash dividends have been paid out on the Series 2 Shares since their listing in November 2014.

Dividend Declarations and Payments

2018

On March 13, 2018, the Board of Directors approved a cash dividend of ₱0.15 per share to common shareholders as of the March 27, 2018 record date with a pay-out date of April 18, 2018.

On the same date, the Board of Directors also approved cash dividends of (i) ₱15.75 per share to the shareholders of the Series 2A Preferred Shares for the second and third quarters of 2018 with record dates of April 12, 2018 and July 16, 2018, respectively, and pay-out dates of May 3, 2018 and August 3, 2018, respectively, and (ii) ₱17.14575 per share to the shareholders of the Series 2B Preferred Shares for the second and third quarters of 2018 record dates of April 12, 2018 and July 16, 2018, respectively, and pay-out dates of May 3, 2018 and August 3, 2018, respectively.

2017

On March 14, 2017, the Board of Directors approved a cash dividend of ₱0.10 per share to common shareholders as of the March 28, 2017 record date with a pay-out date of April 12, 2017.

On the same date, the Board of Directors also approved cash dividends of (i) ₱15.75 per share to the shareholders of the Series 2A Preferred Shares for the second and third quarters of 2017 with record dates of April 12, 2017 and July 18, 2017, respectively, and pay-out dates of May 3, 2017 and August 3, 2017, respectively, and (ii) ₱17.14575 per share to the shareholders of the Series 2B Preferred Shares for the second and third quarters of 2017 record dates of April 12, 2017 and July 18, 2017, respectively, and pay-out dates of May 3, 2017 and August 3, 2017, respectively.

On August 8, 2017, the Board of Directors approved cash dividends of (i) ₱15.75 per share to the shareholders of the Series 2A Preferred Shares for the fourth quarter of 2017 and the first quarter of 2018 with record dates of October 16, 2017 and January 16, 2018, respectively, and pay-out dates of November 3, 2017 and February 5, 2018, respectively, and (ii) ₱17.14575 per share to the shareholders of the Series 2B Preferred Shares for the fourth quarter of 2017 and the first quarter of 2018 also with record dates of October 16, 2017 and January 16, 2018, respectively, and pay-out dates of November 3, 2017 and February 5, 2018, respectively.

2016

On March 15, 2016, the Board of Directors approved a cash dividend of ₱0.10 per share to common shareholders as of the March 31, 2016 record date with a pay-out date of April 14, 2016.

On the same date, the Board of Directors also approved cash dividends of (i) ₱15.75 per share to the shareholders of the Series 2A Preferred Shares for the second and third quarters of 2016 with record dates of April 15, 2016 and July 15, 2016, respectively, and pay-out dates of May 3, 2016 and August 3, 2016, respectively, and (ii) ₱17.14575 per share to the shareholders of the Series 2B Preferred Shares for the second and third quarters of 2016 also with record dates of April 15, 2016 and July 15, 2016, respectively, and pay-out dates of May 3, 2016 and August 3, 2016, respectively.

On August 8, 2016, the Board of Directors approved cash dividends of (i) ₱15.75 per share to the shareholders of the Series 2A Preferred Shares for the fourth quarter of 2016 and the first quarter of 2017 with record dates of October 14, 2016 and January 13, 2017, respectively, and pay-out dates of November 3, 2016 and February 3, 2017, respectively, and (ii) ₱17.14575 per share to the shareholders of the Series 2B Preferred Shares for the fourth quarter of 2016 and the first quarter of 2017 also with record dates of October 14, 2016 and January 13, 2017, respectively, and pay-out dates of November 3, 2016 and February 3, 2017, respectively.

Distributions

Under the terms and conditions of the undated subordinated capital securities issued by the Company on February 11 and March 6, 2013 and the undated unsubordinated capital securities issued by the Company on January 19, 2018 (collectively, the "Capital Securities"), more particularly described below in "*Recent Sales of Unregistered or Exempt Securities Including Recent Issuances of Securities Constituting an Exempt Transaction*," the Company cannot declare dividends on any Junior Securities (as defined thereunder), which include the common shares of the Company, or (except on a *pro rata* basis) on any Parity Securities (as defined thereunder), which include the outstanding preferred shares of the Company, in case the payment of all distributions scheduled to be made on the Capital Securities is not made in full by reason of the Company deferring such distributions in accordance with the terms of the Capital Securities.

- Description of Petron's Shares

The Company's capital stock consists of common shares and preferred shares, all with a par value of ₱1.00 per share. As of the date of this report, the outstanding capital stock of the Company is comprised of 9,375,104,497 common shares, 7,122,320 Series 2A Preferred Shares and 2,877,680 Series 2B Preferred Shares. The 100 million PPREF Shares issued by the Company in 2010 were redeemed on March 5, 2015 pursuant to the approval by the Board of Directors on November 7, 2014 and delisted by the PSE on March 6, 2015 consistent with the practice of the PSE in relation to redeemed shares that are not re-issuable at the time of redemption under the issuing company's articles of incorporation.

The Series 2 Preferred Shares, with an aggregate issue value of ₱10 billion, were offered during the period October 20-24, 2014 pursuant to the order of registration and the permit to sell issued by the SEC on October 17, 2014. The Series 2 Preferred Shares were issued and listed on the PSE on November 3, 2014.

The common shares of the Company are voting shares while preferred shares are generally non-voting, except in cases provided by law.

- Stock Ownership Plan

Petron currently does not have a stock ownership plan or program. In 1994, when Petron's initial public offering was undertaken, a special secondary sale of Petron's shares was offered to its employees. The entitlement of shares at the listing price of ₱9.00 per share was made equivalent to the employee's base pay factored by his/her service years with Petron. Petron's executive officers, except the Chairman, the President and the Vice President for Corporate Planning, were entitled to own Petron shares under this stock ownership plan. Preparatory to the listing of the Company's preferred shares, availment of said shares was offered to employees from February 15 to 19, 2010.

- (b) Recent Sales of Unregistered or Exempt Securities Including Recent Issuances of Securities Constituting an Exempt Transaction

Under the Code, securities are not permitted to be sold or offered for sale or distribution within the Philippines unless such securities are approved for registration by the SEC or are otherwise exempt securities under Section 9 of the Code or sold pursuant to an exempt transaction under Section 10 of the Code.

The securities discussed below were offered in the Philippines to institutional lenders not exceeding 19 or to not more than 19 non-qualified buyers or to any number of qualified buyers as defined in the Code. Thus, the offer and sale of the subject securities qualified as exempt transactions pursuant to Sections 10.1(k) and 10.1(l) of the Code. A confirmation of exemption from the SEC that the offer and sale of the securities in the Philippines qualified as an exempt transaction under the Code was not required to be, and had not been, obtained. In compliance with the then existing rules, notices of exemption were filed after the issuances of the securities described in items (1) to (3) which qualified as exempt transactions.

The securities discussed below were not registered with the SEC under the Code. Any future offer or sale thereof is subject to registration requirements under the Code, unless such offer or sale qualifies as an exempt transaction.

1. ₱20 Billion 7.0% PHP-Denominated Notes Due 2017 Payable in U.S. Dollars

- a. On November 10, 2010, the Company issued the ₱20 Billion 7.0% PHP-Denominated Notes Due 2017 Payable in U.S. Dollars.
- b. The arrangers were Credit Suisse, Deutsche Bank, The Hongkong and Shanghai Banking Corporation Limited and Standard Chartered Bank. The notes were sold to various investors.
- c. The offer price was at 100%.
- d. As the notes described herein were offered to not more than 19 non-qualified buyers and to any number of qualified buyers in the Philippines, the issuance of such notes was considered an exempt transaction and no confirmation of exemption from the registration requirements of the Code was required to be filed with the SEC. But, in compliance with the requirements of the then applicable rules, a notice of exemption for the transaction was filed on November 22, 2010. The subject notes were listed on the Singapore Exchange on November 11, 2010.

2. Fixed Rate Corporate Notes

- a. On October 25, 2011, the Company issued Fixed Rate Corporate Notes totaling ₱3.6 billion, broken down into the following series:
 - i. Series A Notes amounting to ₱0.69 billion and having a maturity of seven (7) years from the Issue Date; and
 - ii. Series B Notes amounting to ₱2.91 billion and having a maturity of 10 years from the Issue Date
- b. The arranger was ING Bank NV, Manila Branch. The notes were sold to primary institutional lenders not exceeding 19.
- c. The offer price was at 100%.
- d. As the notes described herein were offered to not more than 19 non-qualified buyers and to any number of qualified buyers in the Philippines, the issuance of such notes was considered as an exempt transaction and no confirmation of exemption from the registration requirements of the Code was required to be filed with the SEC.

3. US\$750 Million Undated Subordinated Capital Securities

- a. On February 6, 2013, the Company issued US\$500 million undated subordinated capital securities (the "February 2013 Issuance"). On March 11, 2013, the Company further issued US\$250 million undated subordinated capital securities, which were consolidated and formed a single series with, the February 2013 Issuance (the "March 2013 Issuance").
- b. The joint lead managers were Deutsche Bank AG, Singapore Branch, Standard Chartered Bank, The Hongkong and Shanghai Banking Corporation Limited, and UBS AG, Hong Kong Branch.
- c. The offer price for the February 2013 Issuance was at 100% and for the March 2013 Issuance was at 104.25% plus an amount corresponding to accrued distributions on the capital securities from, and including, February 6, 2013 to, but excluding, March 11, 2013.
- d. As the capital securities described herein were offered to qualified buyers in the Philippines, the issuance of such securities was considered an exempt transaction and no confirmation of exemption from the registration requirements of the Code was required to be filed with the SEC. In compliance with the requirements of the then applicable rules, however, notices of exemption for the transactions were filed on February 12, 2013 for the February 2013 Issuance and on March 19, 2013 for the March 2013 Issuance. The capital securities were listed at the Stock Exchange of Hong Kong Limited on February 7, 2013 in relation to the February 2013 Issuance and on March 12, 2013 in connection with the March 2013 Issuance.

4. US\$500 Million Undated Unsubordinated Capital Securities

- a. On January 19, 2018, the Company issued US\$500 million undated unsubordinated capital securities (the "January 2018 Issuance").
- b. The joint lead managers were Australia and New Zealand Banking Group Limited, DBS Bank Ltd., Deutsche Bank AG, Singapore Branch, The Hongkong and Shanghai Banking Corporation, Singapore Branch, Standard Chartered Bank, and UBS AG, Singapore Branch.
- c. The offer price for the January 2018 Issuance was at 100%.

- d. As the capital securities described herein were offered to qualified buyers in the Philippines, the issuance of such securities was considered an exempt transaction and no confirmation or notice of exemption from the registration requirements of the Code was required to be filed with the SEC pursuant to the Code and the 2015 SRC rules. The capital securities were listed with the Singapore Exchange Securities Trading Limited on January 22, 2018.

(6) Corporate Governance

Corporate Governance Manual

On May 8, 2017, the Board of Directors approved the new Corporate Governance Manual of the Company primarily based on the Code of Corporate Governance for Publicly-Listed Companies approved by the SEC pursuant to its Memorandum Circular No. 19 (2016). A copy of the Corporate Governance Manual was submitted to the SEC on May 29, 2017.

The Company first adopted its Corporate Governance Manual on July 1, 2002. In compliance with SEC Memorandum Circular No. 6, Series of 2009, amending SEC Memorandum Circular No. 2, Series of 2002, the Company further adopted revisions to the Corporate Governance Manual Corporate Governance Manual which were approved by the Board of Directors on October 21, 2010. Further revisions to the Corporate Governance Manual Corporate Governance Manual were also undertaken and approved by the Board of Directors on March 2, 2011 and July 3, 2014.

Various Corporate Policies

For the past years, the Company observed the *San Miguel Corporation and Subsidiaries Whistle-blowing Policy* for itself and its subsidiaries. On May 6, 2013, the Company, in its pursuit of further ensuring that its business is conducted in the highest standards of fairness, transparency, accountability and ethics as embodied in its Code of Conduct and Ethical Business Policy, adopted the *Petron Corporation and Subsidiaries Whistle-blowing Policy*. The *Petron Corporation and Subsidiaries Whistle-blowing Policy* provides for the procedures for the communication and investigation of concerns relating to accounting, internal accounting controls, auditing and financial reporting matters of the Company and its subsidiaries (the "Petron Group"). The policy expressly provides the commitment of the Company that it shall not tolerate retaliation in any form against a director, officer, employee or any the other interested party who, in good faith, raises a concern or reports a possible violation of the policy.

For the past years, the Company also observed the *San Miguel Corporation Policy on Dealings in Securities* for itself and its subsidiaries. On May 6, 2013, the Company likewise adopted the *Petron Corporation Policy on Dealings in Securities*. Under this policy, the directors, officers and employees of the Company are obliged to exercise extreme caution when dealing in the Company's securities and ensure that such dealings comply with this policy and the requirements under the Securities Regulation Code ("SRC"). The policy sets out the conditions and rules under which the directors, officers and employees of the Company should deal in securities of the Company.

Board Assessment

The directors accomplished the annual self-assessment for 2017.

In August 2013, the Board of Directors adopted a new format for the annual self-assessment by each director of his/her performance and that of the Board of Directors and the board committees.

The self-assessment forms covers the evaluation of the (i) fulfillment of the key responsibilities of the Board of Directors including the consideration of the interests of minority shareholders and stakeholders and their equitable treatment in its decision-making processes, the pursuit of good corporate governance, the establishment of a clear strategic direction for the Company designed to

maximize long-term shareholder value, the review and approval of financial statements and budgets, and the appointment of directors who can add value and contribute independent judgment to the formulation of sound policies and strategies of the Company and officers who are competent and highly motivated; (ii) relationship between the Board of Directors and the Management of the Company including having a clear understanding of where the role of the Board of Directors ends and where that of Management begins, the participation of the Board of Directors and the board committees in major business policies or decisions, the continuous interaction with Management for an understanding of the businesses better, and the consideration of the correlation between executive pay and Company performance; (iii) effectiveness of board process and meetings through the adequacy of the frequency, duration and scheduling of board and committee meetings, the ability of the Board of Directors to balance and allocate its time effectively in discussing issues related to the Company's strategy and competitiveness, the attendance at board and committee meetings and the conduct of meetings in a manner that ensures open communication, meaningful participation, and timely resolution of issues, the wide and diverse range of expertise and occupational and personal backgrounds of the directors, and the institutionalization of a formal review process for monitoring the effectiveness of the Board of Directors and the individual directors; and (iv) individual performance of the directors including a director's understanding of the mission, values and strategies of the Company, his/her duties as a director and the Company's Articles, the Company's By-Laws and governing policies and applicable law, rules and regulations, the attendance at meetings and the conscious effort to avoid entering into situations where a director may be placed in a conflict of interest with that of the Company.

Compliance with the Corporate Governance Manual

The Company is in compliance with the provisions of the Corporate Governance Manual.

- Its directors possess all the qualifications and none of the disqualifications of a director under the Corporate Governance Manual, the Company's By-laws and applicable laws and regulations.
- The Company has three (3) independent directors (Mr. Reynaldo G. David, Retired Supreme Court Chief Justice Artemio V. Panganiban and Mr. Margarito B. Teves) and a Compliance Officer (Atty. Joel Angelo C. Cruz).
- The Chairmen and the members of the Executive, Audit, Corporate Governance, Risk Oversight and Related Party Committees were elected pursuant to the requirements of the Corporate Governance Manual and the Company's By-laws.
- The Company regularly held board meetings and board committee meetings, at which a quorum was always present.
- The directors properly discharge their duties and responsibilities as directors and attended a corporate governance seminar.
- Each director accomplished a self-assessment form for 2017.
- The Company has an external auditor.
- The Company has an Internal Audit Department.
- The Company respects and observes the rights of its stockholders under applicable law.
- The Company is in material compliance with laws and regulations applicable to its business operations, including applicable accounting standards and disclosure requirements,

Pursuit of Corporate Governance

As above-discussed, the Company adopted on May 8, 2017 its new Corporate Governance Manual to align with the Code of Corporate Governance for Publicly Listed Company approved by the SEC and which took effect on January 1, 2017.

The Company is committed in pursuing good corporate governance by keeping abreast of new developments in and leading principles and practices on good corporate governance. The Company also continuously reviews its own policies and practices as it competes in a continually evolving business environment while taking into account the Company's corporate objectives and the best interests of its stakeholders and the Company.

To further instill good governance in the Company, the Company will continue to coordinate with accredited providers for the attendance of the directors and officers in more extensive corporate governance programs to keep them updated with the latest developments in and best practices on good corporate governance. The Office of the General Counsel and Corporate Secretary will also continue to periodically release internal memoranda to explain and/or reiterate the Company's corporate governance practices and the latest good corporate governance practices in general.

Annual Corporate Governance Report ("ACGR")

Other matters relating to the governance of the Company are discussed in the ACGR of the Company filed with the SEC and posted on the company website.

(7) Director Meeting and Corporate Governance Seminar Attendance

Meeting Attendance

The list of the directors of the Company and the directors' attendance at meetings held in 2017 are set out below.

Corporate Governance Seminar

All the directors of the Company (including all its executive officers, the Assistant Corporate Secretary and the Internal Auditor) completed a corporate governance seminar for year 2017 conducted in accordance with SEC Memorandum Circular No. 20, Series of 2013.

Director's Name	February 10 Special Board Meeting	March 14 Regular Board Meeting	May 8 Regular Board Meeting	May 16 Annual Stockholders' Meeting	May 16 Organizational Meeting	August 8 Regular Board Meeting	November 10 Regular Board Meeting	Attendance at a Corporate Governance Seminar in 2017
Eduardo M. Cojuangco, Jr.	✓	✓	✓	▼	✓	✓	✓	Yes
Ramon S. Ang	✓	✓	✓	✓	✓	✓	✓	Yes
Estelito P. Mendoza	✓	✓	✓	✓	✓	✓	✓	Yes
Lubin B. Nepomuceno	✓	✓	✓	✓	✓	✓	✓	Yes
Eric O. Recto	✓	✓	✓	✓	✓	✓	✓	Yes
Jose P. De Jesus	✓	✓	✓	✓	✓	✓	▼	Yes
Ron W. Haddock	✓	✓	✓	✓	✓	✓	✓	Yes
Mirzan Mahathir	✓	▼	✓	✓	✓	✓	✓	Yes
Romela M. Bengzon	✓	✓	✓	✓	✓	✓	✓	Yes
Aurora T. Calderon	✓	✓	✓	✓	✓	✓	✓	Yes
Virgilio S. Jacinto	✓	✓	✓	✓	✓	✓	✓	Yes
Nelly Favis-Villafuerte	✓	✓	✓	✓	✓	✓	✓	Yes
Artemio V. Panganiban	✓	✓	✓	✓	✓	✓	✓	Yes
Reynaldo G. David	✓	✓	✓	✓	✓	✓	✓	Yes
Margarito B. Toves	✓	✓	✓	✓	✓	✓	✓	Yes

Legend: ✓ Present ▼ Absent

**2017 Audited Financial Statements
(Petron & Subsidiaries)**

PETRON CORPORATION AND SUBSIDIARIES

CONSOLIDATED FINANCIAL STATEMENTS
December 31, 2017, 2016 and 2015



R.G. Manabat & Co.
The KPMG Center, 9/F
6787 Ayala Avenue, Makati City
Philippines 1226
Telephone +63 (2) 885 7000
Fax +63 (2) 894 1985
Internet www.kpmg.com.ph
Email ph-inquiry@kpmg.com.ph

REPORT OF INDEPENDENT AUDITORS

The Board of Directors and Stockholders
Petron Corporation
SMC Head Office Complex
40 San Miguel Avenue
Mandaluyong City

Opinion

We have audited the consolidated financial statements of Petron Corporation and its Subsidiaries (the "Group"), which comprise the consolidated statements of financial position as at December 31, 2017 and 2016, and the consolidated statements of income, consolidated statements of comprehensive income, consolidated statements of changes in equity and consolidated statements of cash flows for each of the three years in the period ended December 31, 2017, and notes, comprising a summary of significant accounting policies and other explanatory information.

In our opinion, the accompanying consolidated financial statements present fairly, in all material respects, the consolidated financial position of the Group as at December 31, 2017 and 2016, and its consolidated financial performance and its consolidated cash flows for each of the three years in the period ended December 31, 2017, in accordance with Philippine Financial Reporting Standards (PFRS).

Basis for Opinion

We conducted our audits in accordance with Philippine Standards on Auditing (PSA). Our responsibilities under those standards are further described in the *Auditors' Responsibilities for the Audit of the Consolidated Financial Statements* section of our report. We are independent of the Group in accordance with the Code of Ethics for Professional Accountants in the Philippines (Code of Ethics) together with the ethical requirements that are relevant to our audit of the consolidated financial statements in the Philippines, and we have fulfilled our other ethical responsibilities in accordance with these requirements and the Code of Ethics. We believe that the audit evidence we have obtained is sufficient and appropriate to provide a basis for our opinion.



Key Audit Matters

Key audit matters are those matters that, in our professional judgment, were of most significance in our audit of the consolidated financial statements of the current period. These matters were addressed in the context of our audit of the consolidated financial statements as a whole, and in forming our opinion thereon, and we do not provide a separate opinion on these matters.

Revenue Recognition (P434,624 million)

Refer to Note 3, *Significant Accounting Policies* and Note 37, *Segment Information* to the consolidated financial statements.

The risk

Revenue is an important measure used to evaluate the performance of the Group. It is accounted for when the sales transactions have been completed, when goods are delivered to the customer and all economic risks for the Group have been transferred. Revenue generated from the sale of petroleum products is susceptible to manipulation as the pricing may vary in response to different market conditions. Whilst revenue recognition and measurement is not complex for the Group, voluminous sales transactions and sales target which form part of the Group's key performance measure may provide opportunities and pressure to improperly recognize revenue.

Our response

We performed the following audit procedures, among others, around revenue recognition:

- We tested operating effectiveness of the key controls over revenue recognition. We involved our information technology specialists, as applicable, to assist in the audit of automated controls, including interface controls between different information technology applications for the evaluation of relevant information technology systems and the design and operating effectiveness of controls over the recording of revenue transactions.
- We checked on a sampling basis, the sales transactions to the delivery documents for the year.
- We checked on a sampling basis, sales transactions for the last month of the financial year and also the first month of the following financial year to the delivery documents to assess whether these transactions are recorded in the correct financial year.
- We tested journal entries posted to revenue accounts, including any unusual or irregular items.
- We tested credit notes recorded after the financial year to identify potential reversals of revenue inappropriately recognized in the current financial year.



Valuation of Inventories (P56,604 million)

Refer to Note 3, *Significant Accounting Policies*, Note 4, *Significant Accounting Judgments, Estimates and Assumptions* and Note 9, *Inventories* to the consolidated financial statements.

The risk

There is a risk over the recoverability of the Group's inventories due to market price volatility of crude and petroleum products. Such volatility can lead to potential issues over the full recoverability of inventory balances. In addition, determining the net realizable value of inventories is subject to management's judgment and estimation. This includes estimating the selling price of finished goods and the cost of conversion of raw materials based on available market forecasts and current costs.

Our response

We performed the following audit procedures, among others, around valuation of inventories:

- We obtained and reviewed the calculation of write down of the Group's raw materials and finished goods based on the net realizable value of finished goods at yearend.
- For raw materials, projected production yield was used to estimate the cost of conversion for the raw materials as at yearend. We assessed the projected yield by comparing it to the actual yield achieved from crude oil production runs during the year. We then compared the estimated cost of finished goods to the net realizable value to determine any potential writedown.
- For finished goods, we assessed the reasonableness of estimated selling prices by checking various products' sales invoices issued around and after yearend. Any write-down is computed based on the difference in the net realizable value against the cost of inventory held at yearend.

Valuation of goodwill (P8,277 million)

Refer to Note 3, *Significant Accounting Policies*, Note 4, *Significant Accounting Judgments, Estimates and Assumptions* and Note 13, *Investment in Shares of Stock of Subsidiaries and Goodwill* to the consolidated financial statements.

The risk

The Group holds a significant amount of goodwill arising from several business acquisitions. We particularly focused on the valuation of goodwill allocated to Petron Oil and Gas International Sdn. Bhd. Group (Petron Malaysia Group) which accounts for 99% of total goodwill. The annual impairment test was significant to our audit as the assessment process is complex by nature and is based on management judgment and assumptions on future market and/or economic conditions. The assumptions used included future cash flow projections, growth rates, discount rates and sensitivity analyses.



Our response

We performed the following audit procedures, among others, around valuation of goodwill:

- We tested the integrity of the discounted cash flow model. This involved using our own valuation specialist to assist us in evaluating the models used and assumptions applied and comparing these assumptions to external data, where applicable. The key assumptions include sales volume, selling price and gross profit margin.
- We compared the Group's assumptions to externally derived data as well as our own assessments in relation to key inputs such as projected economic growth, competition, cost of inflation and discount rates, as well as performing break-even analysis on the assumptions.
- We compared the sum of the discounted cash flows to Petron Malaysia Group's market capitalization to assess the reasonableness of those cash flows.
- We also assessed the Group's disclosures about the sensitivity of the outcome of the impairment assessment to changes in key assumptions used in the valuation of goodwill.

Other Information

Management is responsible for the other information. The other information comprises the information included in the SEC Form 20-IS (Definitive Information Statement), SEC Form 17-A and Annual Report for the year ended December 31, 2017, but does not include the consolidated financial statements and our auditors' report thereon. The SEC Form 20-IS (Definitive Information Statement), SEC Form 17-A and Annual Report for the year ended December 31, 2017 are expected to be made available to us after the date of this auditors' report.

Our opinion on the consolidated financial statements does not cover the other information and we will not express any form of assurance conclusion thereon.

In connection with our audits of the consolidated financial statements, our responsibility is to read the other information identified above when it becomes available and, in doing so, consider whether the other information is materially inconsistent with the consolidated financial statements or our knowledge obtained in the audits or otherwise appears to be materially misstated.

Responsibilities of Management and Those Charged with Governance for the Consolidated Financial Statements

Management is responsible for the preparation and fair presentation of the consolidated financial statements in accordance with PFRS, and for such internal control as management determines is necessary to enable the preparation of consolidated financial statements that are free from material misstatement, whether due to fraud or error.



In preparing the consolidated financial statements, management is responsible for assessing the Group's ability to continue as a going concern, disclosing, as applicable, matters related to going concern and using the going concern basis of accounting unless management either intends to liquidate the Group or to cease operations, or has no realistic alternative but to do so.

Those charged with governance are responsible for overseeing the Group's financial reporting process.

Auditors' Responsibilities for the Audit of the Consolidated Financial Statements

Our objectives are to obtain reasonable assurance about whether the consolidated financial statements as a whole are free from material misstatement, whether due to fraud or error, and to issue an auditors' report that includes our opinion. Reasonable assurance is a high level of assurance, but is not a guarantee that an audit conducted in accordance with PSA will always detect a material misstatement when it exists. Misstatements can arise from fraud or error and are considered material if, individually or in the aggregate, they could reasonably be expected to influence the economic decisions of users taken on the basis of these consolidated financial statements.

As part of an audit in accordance with PSA, we exercise professional judgment and maintain professional skepticism throughout the audit. We also:

- Identify and assess the risks of material misstatement of the consolidated financial statements, whether due to fraud or error, design and perform audit procedures responsive to those risks, and obtain audit evidence that is sufficient and appropriate to provide a basis for our opinion. The risk of not detecting a material misstatement resulting from fraud is higher than for one resulting from error, as fraud may involve collusion, forgery, intentional omissions, misrepresentations, or the override of internal control.
- Obtain an understanding of internal control relevant to the audit in order to design audit procedures that are appropriate in the circumstances, but not for the purpose of expressing an opinion on the effectiveness of the Group's internal control.
- Evaluate the appropriateness of accounting policies used and the reasonableness of accounting estimates and related disclosures made by management.
- Conclude on the appropriateness of management's use of the going concern basis of accounting and, based on the audit evidence obtained, whether a material uncertainty exists related to events or conditions that may cast significant doubt on the Group's ability to continue as a going concern. If we conclude that a material uncertainty exists, we are required to draw attention in our auditors' report to the related disclosures in the consolidated financial statements or, if such disclosures are inadequate, to modify our opinion. Our conclusions are based on the audit evidence obtained up to the date of our auditors' report. However, future events or conditions may cause the Group to cease to continue as a going concern.
- Evaluate the overall presentation, structure and content of the consolidated financial statements, including the disclosures, and whether the consolidated financial statements represent the underlying transactions and events in a manner that achieves fair presentation.



- Obtain sufficient appropriate audit evidence regarding the financial information of the entities or business activities within the Group to express an opinion on the consolidated financial statements. We are responsible for the direction, supervision and performance of the group audit. We remain solely responsible for our audit opinion.

We communicate with those charged with governance regarding, among other matters, the planned scope and timing of the audit and significant audit findings, including any significant deficiencies in internal control that we identify during our audit.

We also provide those charged with governance with a statement that we have complied with relevant ethical requirements regarding independence, and communicate with them all relationships and other matters that may reasonably be thought to bear on our independence, and where applicable, related safeguards.

From the matters communicated with those charged with governance, we determine those matters that were of most significance in the audit of the consolidated financial statements of the current period and are therefore the key audit matters. We describe these matters in our auditors' report unless law or regulation precludes public disclosure about the matter or when, in extremely rare circumstances, we determine that a matter should not be communicated in our report because the adverse consequences of doing so would reasonably be expected to outweigh the public interest benefits of such communication.

The engagement partner on the audit resulting in this independent auditors' report is Mr. Darwin P. Virocel.

R.G. MANABAT & CO.

DARWIN P. VIROCEL

Partner

CPA License No. 0094495

SEC Accreditation No. 1386-AR, Group A, valid until June 14, 2020

Tax Identification No. 912-535-864

BIR Accreditation No. 08-001987-31-2016

Issued October 18, 2016; valid until October 17, 2019

PTR No. 6615157MD

Issued January 3, 2018 at Makati City

March 13, 2018

Makati City, Metro Manila

PETRON CORPORATION AND SUBSIDIARIES
CONSOLIDATED STATEMENTS OF FINANCIAL POSITION
(Amounts in Million Pesos)



	<i>Note</i>	2017	2016
December 31			
ASSETS			
Current Assets			
Cash and cash equivalents	5, 34, 35	P17,014	P17,332
Financial assets at fair value			
through profit or loss	6, 34, 35	336	221
Available-for-sale financial assets	7, 34, 35	199	71
Trade and other receivables - net	4, 8, 28, 34, 35	38,159	31,548
Inventories	4, 9	56,604	44,147
Other current assets	10, 14, 28	33,178	32,499
Total Current Assets		145,490	125,818
Noncurrent Assets			
Available-for-sale financial assets	7, 34, 35	332	408
Property, plant and equipment - net	4, 11, 37	177,690	176,604
Investment in shares of stock of an associate	4, 10	-	1,883
Investment property - net	4, 12	75	91
Deferred tax assets - net	4, 27	207	194
Goodwill - net	4, 13	8,277	7,480
Other noncurrent assets - net	4, 14, 34, 35	5,959	6,415
Total Noncurrent Assets		192,540	193,075
		P338,030	P318,893
LIABILITIES AND EQUITY			
Current Liabilities			
Short-term loans	15, 33, 34, 35	P69,583	P90,366
Liabilities for crude oil and petroleum products	16, 28, 31, 34, 35	36,920	29,966
Trade and other payables	17, 28, 30, 34, 35, 39	11,604	16,161
Derivative liabilities	34, 35	1,791	778
Income tax payable		808	626
Current portion of long-term debt - net	18, 33, 34, 35	3,789	20,911
Total Current Liabilities		124,495	158,808
Noncurrent Liabilities			
Long-term debt - net of current portion	18, 33, 34, 35	97,916	58,941
Retirement benefits liability	30	4,885	3,315
Deferred tax liabilities - net	27	7,397	5,726
Asset retirement obligation	4, 19	2,681	2,324
Other noncurrent liabilities	20, 34, 35	1,037	959
Total Noncurrent Liabilities		113,916	71,265
Total Liabilities		238,411	230,073

Forward

		December 31	
	Note	2017	2016
Equity Attributable to Equity Holders of the Parent Company			
	21		
Capital stock		P9,485	P9,485
Additional paid-in capital		19,653	19,653
Undated subordinated capital securities		30,546	30,546
Retained earnings		49,142	42,011
Equity reserves		(5,171)	(7,204)
Treasury stock		(10,000)	(10,000)
Total Equity Attributable to Equity Holders of the Parent Company		93,655	84,491
Non-controlling Interests	13	5,964	4,329
Total Equity		99,619	88,820
		P338,030	P318,893

See Notes to the Consolidated Financial Statements.

PETRON CORPORATION AND SUBSIDIARIES
CONSOLIDATED STATEMENTS OF INCOME
FOR THE YEARS ENDED DECEMBER 31, 2017, 2016 AND 2015
(Amounts in Million Pesos, Except Per Share Data)

	<i>Note</i>	2017	2016	2015
SALES	28, 31, 37	P434,624	P343,840	P360,178
COST OF GOODS SOLD	22	391,969	306,125	328,734
GROSS PROFIT		42,655	37,715	31,444
SELLING AND ADMINISTRATIVE EXPENSES	23	(15,017)	(13,918)	(13,310)
INTEREST EXPENSE AND OTHER FINANCING CHARGES	26, 37	(8,487)	(7,557)	(5,533)
INTEREST INCOME	26, 37	535	507	686
SHARE IN NET INCOME OF AN ASSOCIATE	10	63	66	133
OTHER EXPENSES - Net	26	(907)	(2,435)	(3,495)
		(23,813)	(23,337)	(21,519)
INCOME BEFORE INCOME TAX		18,842	14,378	9,925
INCOME TAX EXPENSE	27, 36, 37	4,755	3,556	3,655
NET INCOME		P14,087	P10,822	P6,270
Attributable to:				
Equity holders of the Parent Company	32	P12,739	P10,100	P5,618
Non-controlling interests		1,348	722	652
		P14,087	P10,822	P6,270
BASIC/DILUTED EARNINGS PER COMMON SHARE ATTRIBUTABLE TO EQUITY HOLDERS OF THE PARENT COMPANY	32	P0.86	P0.60	P0.15

See Notes to the Consolidated Financial Statements.

PETRON CORPORATION AND SUBSIDIARIES
CONSOLIDATED STATEMENTS OF COMPREHENSIVE INCOME
FOR THE YEARS ENDED DECEMBER 31, 2017, 2016 AND 2015
(Amounts in Million Pesos)

	<i>Note</i>	2017	2016	2015
NET INCOME		P14,087	P10,822	P6,270
OTHER COMPREHENSIVE INCOME (LOSS)				
<i>Items that will not be reclassified to profit or loss</i>				
Equity reserve for retirement plan	30	(1,142)	2,647	(3,112)
Share in other comprehensive income (loss) of an associate and a joint venture	10	3	3	(6)
Income tax benefit (expense)		346	(794)	935
		(793)	1,856	(2,183)
<i>Items that may be reclassified to profit or loss</i>				
Exchange differences on translation of foreign operations		3,303	523	(3,748)
Unrealized fair value losses on available-for-sale financial assets	7	(4)	(2)	(1)
Share in other comprehensive loss of a joint venture		(1)	-	-
Income tax benefit		1	1	-
		3,299	522	(3,749)
OTHER COMPREHENSIVE INCOME (LOSS) - Net of tax		2,506	2,378	(5,932)
TOTAL COMPREHENSIVE INCOME FOR THE YEAR - Net of tax		P16,593	P13,200	P338
Attributable to:				
Equity holders of the Parent Company		P14,772	P12,742	P390
Non-controlling interests		1,821	458	(52)
		P16,593	P13,200	P338

See Notes to the Consolidated Financial Statements.

PETRON CORPORATION AND SUBSIDIARIES
CONSOLIDATED STATEMENTS OF CHANGES IN EQUITY
FOR THE YEARS ENDED DECEMBER 31, 2017, 2016 AND 2015
(Amounts in Million Pesos)

	Note	Equity Attributable to Equity Holders of the Parent Company							Treasury Stock	Total	Non-controlling Interests	Total Equity
		Capital Stock	Additional Paid-in Capital	Undated Subordinated Capital Securities	Retained Earnings		Equity Reserves					
					Appropriated	Unappropriated	Reserve for Retirement Plan	Other Reserves				
As of January 1, 2017		P9,485	P19,653	P30,546	P15,160	P26,851	(P1,345)	(P5,859)	(P10,000)	P84,491	P4,329	P88,820
Unrealized fair value loss on available-for-sale financial assets - net of tax		-	-	-	-	-	-	(3)	-	(3)	-	(3)
Exchange differences on translation of foreign operations		-	-	-	-	-	-	2,838	-	2,838	465	3,303
Equity reserve for retirement plan - net of tax		-	-	-	-	-	(804)	-	-	(804)	8	(796)
Share in other comprehensive income (loss) of an associate and a joint venture		-	-	-	-	-	3	(1)	-	2	-	2
Other comprehensive income (loss)		-	-	-	-	-	(801)	2,834	-	2,033	473	2,506
Net income for the year		-	-	-	-	12,739	-	-	-	12,739	1,348	14,087
Total comprehensive income (loss) for the year		-	-	-	-	12,739	(801)	2,834	-	14,772	1,821	16,593
Cash dividends	21	-	-	-	-	(1,584)	-	-	-	(1,584)	(186)	(1,770)
Distributions paid	21	-	-	-	-	(4,024)	-	-	-	(4,024)	-	(4,024)
Transactions with owners		-	-	-	-	(5,608)	-	-	-	(5,608)	(186)	(5,794)
As of December 31, 2017		P9,485	P19,653	P30,546	P15,160	P33,982	(P2,146)	(P3,025)	(P10,000)	P93,655	P5,964	P99,619

Forward

	Equity Attributable to Equity Holders of the Parent Company											
	Note	Capital Stock	Additional Paid-in Capital	Undated Subordinated Capital Securities	Retained Earnings		Equity Reserves			Total	Non-controlling Interests	Total Equity
					Appropriated	Unappropriated	Reserve for Retirement Plan	Other Reserves	Treasury Stock			
As of January 1, 2016		P9,485	P19,653	P30,546	P25,082	P16,630	(P3,204)	(P5,563)	(P10,000)	P82,629	P471	P83,100
Unrealized fair value loss on available-for-sale financial assets - net of tax		-	-	-	-	-	-	(1)	-	(1)	-	(1)
Exchange differences on translation of foreign operations		-	-	-	-	-	-	784	-	784	(261)	523
Equity reserve for retirement plan - net of tax		-	-	-	-	-	1,856	-	-	1,856	(3)	1,853
Share in other comprehensive income of an associate and a joint venture		-	-	-	-	-	3	-	-	3	-	3
Other comprehensive income (loss)		-	-	-	-	-	1,859	783	-	2,642	(264)	2,378
Net income for the year		-	-	-	-	10,100	-	-	-	10,100	722	10,822
Total comprehensive income for the year		-	-	-	-	10,100	1,859	783	-	12,742	458	13,200
Cash dividends	21	-	-	-	-	(1,584)	-	-	-	(1,584)	(168)	(1,752)
Distributions paid	21	-	-	-	-	(3,807)	-	-	-	(3,807)	-	(3,807)
Reversal of appropriations - net	21	-	-	-	(9,922)	9,922	-	-	-	-	-	-
Acquisition of additional interest in a subsidiary	13	-	-	-	-	-	-	(570)	-	(570)	570	-
Purchase of non-controlling interest in a subsidiary	13	-	-	-	-	-	-	(509)	-	(509)	(1,412)	(1,921)
Transfer from non-controlling interests		-	-	-	-	(4,410)	-	-	-	(4,410)	4,410	-
Transactions with owners		-	-	-	(9,922)	121	-	(1,079)	-	(10,880)	3,400	(7,480)
As of December 31, 2016		P9,485	P19,653	P30,546	P15,160	P26,851	(P1,345)	(P5,859)	(P10,000)	P84,491	P4,329	P88,820

Forward

	Equity Attributable to Equity Holders of the Parent Company											
	Note	Capital Stock	Additional Paid-in Capital	Undated Subordinated Capital Securities	Retained Earnings		Equity Reserves		Treasury Stock	Total	Non-controlling Interests	Total Equity
					Appropriated	Unappropriated	Reserve for Retirement Plan	Other Reserves				
As of January 1, 2015		P9,485	P19,653	P30,546	P25,171	P15,644	(P1,018)	(P2,149)	P -	P97,332	P16,360	P113,692
Unrealized fair value loss on available-for-sale financial assets - net of tax		-	-	-	-	-	-	(1)	-	(1)	-	(1)
Exchange differences on translation of foreign operations		-	-	-	-	-	-	(3,041)	-	(3,041)	(707)	(3,748)
Equity reserve for retirement plan - net of tax		-	-	-	-	-	(2,180)	-	-	(2,180)	3	(2,177)
Share in other comprehensive loss of an associate		-	-	-	-	-	(6)	-	-	(6)	-	(6)
Other comprehensive loss		-	-	-	-	-	(2,186)	(3,042)	-	(5,228)	(704)	(5,932)
Net income for the year		-	-	-	-	5,618	-	-	-	5,618	652	6,270
Total comprehensive income (loss) for the year		-	-	-	-	5,618	(2,186)	(3,042)	-	390	(52)	338
Cash dividends	21	-	-	-	-	(1,114)	-	-	-	(1,114)	(567)	(1,681)
Distributions paid	21	-	-	-	-	(3,607)	-	-	-	(3,607)	-	(3,607)
Redemption of preferred shares	13, 21	-	-	-	-	-	-	-	(10,000)	(10,000)	(15,642)	(25,642)
Reversal of appropriations - net		-	-	-	(89)	89	-	-	-	-	-	-
Acquisition of additional interest in a subsidiary		-	-	-	-	-	-	(372)	-	(372)	372	-
Transactions with owners		-	-	-	(89)	(4,632)	-	(372)	(10,000)	(15,093)	(15,837)	(30,930)
As of December 31, 2015		P9,485	P19,653	P30,546	P25,082	P16,630	(P3,204)	(P5,563)	(P10,000)	P82,629	P471	P83,100

See Notes to the Consolidated Financial Statements.

PETRON CORPORATION AND SUBSIDIARIES
CONSOLIDATED STATEMENTS OF CASH FLOWS
FOR THE YEARS ENDED DECEMBER 31, 2017, 2016 AND 2015
(Amounts in Million Pesos)

	<i>Note</i>	2017	2016	2015
CASH FLOWS FROM OPERATING ACTIVITIES				
Income before income tax		P18,842	P14,378	P9,925
Adjustments for:				
Depreciation and amortization	25	10,979	9,505	6,272
Interest expense and other financing charges	26	8,487	7,557	5,533
Retirement benefits costs	30	508	579	419
Share in net income of an associate	10	(63)	(66)	(133)
Interest income	26	(535)	(507)	(686)
Unrealized foreign exchange losses (gains) - net		(880)	529	87
Other losses - net		594	538	304
Operating income before working capital changes		37,932	32,513	21,721
Changes in noncash assets, certain current liabilities and others	33	(13,043)	4,550	(5,484)
Cash generated from operations		24,889	37,063	16,237
Contribution to retirement fund	30	(100)	(135)	-
Interest paid		(7,492)	(7,014)	(8,020)
Income taxes paid		(1,920)	(902)	(513)
Interest received		376	257	764
Net cash flows provided by operating activities		15,753	29,269	8,468
CASH FLOWS FROM INVESTING ACTIVITIES				
Additions to property, plant and equipment	11	(13,142)	(19,122)	(13,474)
Proceeds from sale of property and equipment		1,195	336	106
Proceeds from sale of investment property		16	18	-
Increase in:				
Other receivables		-	-	(265)
Other noncurrent assets		(969)	(536)	(694)
Reductions from (additions to):				
Investment in shares of stock of an associate	10	1,750	-	(525)
Available-for-sale financial assets		(61)	139	260
Net cash flows used in investing activities		(11,211)	(19,165)	(14,592)

Forward

	Note	2017	2016	2015
CASH FLOWS FROM FINANCING ACTIVITIES				
Proceeds from availment of loans	33	P298,669	P226,360	P222,099
Payments of:				
Loans	33	(298,199)	(230,924)	(256,732)
Cash dividends and distributions	21, 33	(5,773)	(5,537)	(5,517)
Purchase of non-controlling interest in a subsidiary	13	-	(1,921)	-
Redemption of preferred shares	13, 21	-	-	(25,642)
Increase (decrease) in other noncurrent liabilities		588	(3)	(551)
Net cash flows used in financing activities		(4,715)	(12,025)	(66,343)
EFFECTS OF EXCHANGE RATE CHANGES ON CASH AND CASH EQUIVALENTS				
		(145)	372	746
NET DECREASE IN CASH AND CASH EQUIVALENTS				
		(318)	(1,549)	(71,721)
CASH AND CASH EQUIVALENTS AT BEGINNING OF YEAR				
		17,332	18,881	90,602
CASH AND CASH EQUIVALENTS AT END OF YEAR				
	5	P17,014	P17,332	P18,881

See Notes to the Consolidated Financial Statements.

PETRON CORPORATION AND SUBSIDIARIES

NOTES TO THE CONSOLIDATED FINANCIAL STATEMENTS

(Amounts in Million Pesos, Except Par Value, Number of Shares and Per Share Data, Exchange Rates and Commodity Volumes)

1. Reporting Entity

Petron Corporation (the "Parent Company" or "Petron") was incorporated under the laws of the Republic of the Philippines and registered with the Philippine Securities and Exchange Commission (SEC) on December 22, 1966. On September 13, 2013, the SEC approved the extension of the Parent Company's corporate term to December 22, 2066. The accompanying consolidated financial statements comprise the financial statements of Petron Corporation and Subsidiaries (collectively referred to as the "Group") and the Group's interests in an associate and joint ventures.

Petron is the leading oil refining and marketing company in the Philippines. Petron is committed to its vision to be the leading provider of total customer solutions in the energy sector and its derivative businesses.

Petron operates the Philippines' largest and most modern refinery in Bataan, with a rated capacity of 180,000 barrels a day. Petron's Integrated Management Systems (IMS) - certified refinery processes crude oil into a full range of world-class petroleum products including liquefied petroleum gas (LPG), gasoline, diesel, jet fuel, kerosene, and petrochemicals. From the refinery, Petron moves its products mainly by sea to more than 30 terminals strategically located across the country. Through this network, Petron supplies fuels to its service stations and various essential industries such as power-generation, transportation, manufacturing, agriculture, etc. Petron also supplies jet fuel at key airports to international and domestic carriers.

With nearly 2,400 service stations and hundreds of industrial accounts, Petron remains the leader in all the major segments of the market. Petron retails gasoline, diesel, and autoLPG to motorists and public transport operators. Petron also sells its LPG brands "Gasul" and "Fiesta" to households and other industrial consumers through an extensive dealership network.

Petron sources its fuel additives from its blending facility in Subic Bay. This gives Petron the capability to formulate unique additives for Philippine driving conditions. It also has a facility in Mariveles, Bataan where the refinery's propylene production is converted into higher-value polypropylene resin.

In line with efforts to increase its presence in the regional market, Petron exports various products to Asia-Pacific countries. Today, Petron is one of the leading oil companies in Malaysia with an integrated business which includes an 88,000 barrel-per-day refinery, 10 terminals, 7 storage facilities and a network of more than 600 service stations.

The Parent Company is a public company under Section 17.2 of Securities Regulation Code and its shares of stock are listed for trading at the Philippine Stock Exchange (PSE). As of December 31, 2017, the Parent Company's public float stood at 23.84%.

The intermediate parent company of Petron is San Miguel Corporation (SMC) while its ultimate parent company is Top Frontier Investments Holdings, Inc. Both companies are incorporated in the Philippines.

The registered office address of Petron is SMC Head Office Complex, 40 San Miguel Avenue, Mandaluyong City.

2. Basis of Preparation

Statement of Compliance

The accompanying consolidated financial statements have been prepared in compliance with Philippine Financial Reporting Standards (PFRS). PFRS are based on International Financial Reporting Standards (IFRS) issued by the International Accounting Standards Board (IASB). PFRS consist of PFRS, Philippine Accounting Standards (PAS) and Philippine Interpretations issued by the Financial Reporting Standards Council (FRSC).

The consolidated financial statements were approved and authorized for issue by the Board of Directors (BOD) on March 13, 2018.

Basis of Measurement

The consolidated financial statements of the Group have been prepared on the historical cost basis of accounting except for the following which are measured on an alternative basis at each reporting date:

<u>Items</u>	<u>Measurement Bases</u>
Derivative financial instruments at fair value through profit or loss	Fair value
Non-derivative financial instruments at fair value through profit or loss	Fair value
Available-for-sale (AFS) financial assets	Fair value
Retirement benefits liability	Present value of the defined benefit obligation less fair value of plan assets

Functional and Presentation Currency

The consolidated financial statements are presented in Philippine peso, which is the Parent Company's functional currency. All financial information is rounded off to the nearest million (P000,000), except when otherwise indicated.

Basis of Consolidation

The consolidated financial statements include the accounts of the Parent Company and its subsidiaries. These subsidiaries are:

Name of Subsidiary	Percentage of Ownership		Country of Incorporation
	2017	2016	
Overseas Ventures Insurance Corporation Ltd. (Ovincor)	100.00	100.00	Bermuda
Petrogen Insurance Corporation (Petrogen)	100.00	100.00	Philippines
Petron Freeport Corporation (PFC)	100.00	100.00	Philippines
Petron Singapore Trading Pte., Ltd. (PSTPL)	100.00	100.00	Singapore
Petron Marketing Corporation (PMC)	100.00	100.00	Philippines
New Ventures Realty Corporation (NVRC) and Subsidiaries	40.00	40.00	Philippines
Limay Energen Corporation (LEC)	100.00	100.00	Philippines
Petron Global Limited (PGL)	100.00	100.00	British Virgin Islands
Petron Finance (Labuan) Limited (PFL)	100.00	100.00	Malaysia
Petron Oil and Gas Mauritius Ltd. (POGM) and Subsidiaries	100.00	100.00	Mauritius
Petrochemical Asia (HK) Limited (PAHL) and Subsidiaries	100.00	100.00 ^(a)	Hong Kong

^(a)In July 2016, ownership interest increased to 100% (Note 13a).

Petrogen and Ovincor are both engaged in the business of non-life insurance and re-insurance.

The primary purpose of PFC and PMC is to, among others, sell on wholesale or retail and operate service stations, retail outlets, restaurants, convenience stores and the like.

PSTPL's principal activities are those relating to the procurement of crude oil, ethanol, catalysts, additives, coal and various petroleum finished products; crude vessel chartering and commodity risk management.

NVRC's primary purpose is to acquire real estate and derive income from its sale or lease.

The primary purpose of LEC is to build, operate, maintain, sell and lease power generation plants, facilities, equipment and other related assets and engage in the business of power generation.

PGL is a holding company incorporated in the British Virgin Islands.

POGM is a holding company incorporated under the laws of Mauritius. POGM owns an offshore subsidiary Petron Oil and Gas International Sdn. Bhd. (POGI).

As of December 31, 2017 and 2016, POGI owns 73.4% of Petron Malaysia Refining & Marketing Bhd (PMRMB) and 100% of both Petron Fuel International Sdn Bhd (PFISB) and Petron Oil (M) Sdn Bhd (POMSB), collectively hereinafter referred to as "Petron Malaysia".

Petron Malaysia is involved in the refining and marketing of petroleum products in Malaysia.

PFL is a holding company incorporated under the laws of Labuan, Malaysia.

PAHL is a holding company incorporated in Hong Kong in March 2008.

A subsidiary is an entity controlled by the Group. The Group controls an entity if and only if, the Group is exposed to, or has rights to, variable returns from its involvement with the entity and has the ability to affect those returns through its power over the entity. The Group reassesses whether or not it controls an investee if facts and circumstances indicate that there are changes to one or more of the three elements of control.

When the Group has less than majority of the voting or similar rights of an investee, the Group considers all relevant facts and circumstances in assessing whether it has power over an investee, including the contractual arrangement with the other vote holders of the investee, rights arising from other contractual arrangements and the Group's voting rights and potential voting rights. For NVRC and PAHL, the basis of consolidation is discussed in Note 4.

The financial statements of the subsidiaries are included in the consolidated financial statements from the date when the Group obtains control, and continue to be consolidated until the date when such control ceases.

The financial statements of the subsidiaries are prepared for the same reporting period as the Parent Company, using uniform accounting policies for like transactions and other events in similar circumstances. Intergroup balances and transactions, including intergroup unrealized profits and losses, are eliminated in preparing the consolidated financial statements.

Non-controlling interests represent the portion of profit or loss and net assets not attributable to the Parent Company and are presented in the consolidated statements of income, consolidated statements of comprehensive income and within equity in the consolidated statements of financial position, separately from the equity attributable to equity holders of the Parent Company.

Non-controlling interests represent the interests not held by the Parent Company in NVRC and PMRMB in 2017 and 2016.

A change in the ownership interest of a subsidiary, without loss of control, is accounted for as an equity transaction. If the Group loses control over a subsidiary, the Group: (i) derecognizes the assets (including goodwill) and liabilities of the subsidiary, the carrying amount of any non-controlling interests and the cumulative transaction differences recorded in equity; (ii) recognizes the fair value of the consideration received, the fair value of any investment retained and any surplus or deficit in profit or loss; and (iii) reclassify the Parent Company's share of components previously recognized in other comprehensive income to profit or loss or retained earnings, as appropriate, as would be required if the Group had directly disposed of the related assets or liabilities.

3. Significant Accounting Policies

The accounting policies set out below have been applied consistently to all the years presented in the consolidated financial statements, except for the changes in accounting policies as explained below.

Adoption of Amendments to Standards

The Group has adopted the following amendments to standards starting January 1, 2017 and accordingly, changed its accounting policies. Except as otherwise indicated, the adoption of these amendments to standards did not have significant impact on the Group's consolidated financial statements.

- *Disclosure Initiative (Amendments to PAS 7, Statement of Cash Flows)*. The amendments address financial statements users' requests for improved disclosures about an entity's net debt relevant to understanding an entity's cash flows. The amendments require entities to provide disclosures that enable users of consolidated financial statements to evaluate changes in liabilities arising from financing activities, including both changes arising from cash flows and non-cash changes - e.g. by providing a reconciliation between the opening and closing balances in the consolidated statements of financial position for liabilities arising from financing activities.
- *Recognition of Deferred Tax Assets for Unrealized Losses (Amendments to PAS 12, Income Taxes)*. The amendments clarify that:
 - the existence of a deductible temporary difference depends solely on a comparison of the carrying amount of an asset and its tax base at the end of the reporting period, and is not affected by possible future changes in the carrying amount or expected manner of recovery of the asset;
 - the calculation of future taxable profit in evaluating whether sufficient taxable profit will be available in future periods excludes tax deductions resulting from the reversal of the deductible temporary differences;
 - the estimate of probable future taxable profit may include the recovery of some of an entity's assets for more than their carrying amount if there is sufficient evidence that it is probable that the entity will achieve this; and
 - an entity assesses a deductible temporary difference related to unrealized losses in combination with all of its other deductible temporary differences, unless a tax law restricts the utilization of losses to deduction against income of a specific type.
- Annual Improvements to PFRS Cycles 2014 - 2016 contain changes to three standards, of which only the *Amendments to PFRS 12, Disclosure of Interests in Other Entities* on clarification of the scope of the standard is applicable to the Group. The amendments clarify that the disclosure requirements for interests in other entities also apply to interests that are classified as held for sale or distribution.

Standards Issued but Not Yet Adopted

A number of new standards and amendments to standards are effective for annual periods beginning after January 1, 2017. However, the Group has not applied the following new or amended standards in preparing these consolidated financial statements. Unless otherwise stated, none of these are expected to have a significant impact on the Group's consolidated financial statements.

The Group will adopt the following new or revised standards and amendments to standards on the respective effective dates:

To be Adopted 2018

- PFRS 9 (2014), *Financial Instruments*, replaces PAS 39, *Financial Instruments: Recognition and Measurement*, and supersedes the previously published versions of PFRS 9 that introduced new classifications and measurement requirements (in 2009 and 2010) and a new hedge accounting model (in 2013). PFRS 9 includes revised guidance on the classification and measurement of financial assets, including a new expected credit loss model for calculating impairment, guidance on own credit risk on financial liabilities measured at fair value and supplements the new general hedge accounting requirements. PFRS 9 incorporates new hedge accounting requirements that represent a major overhaul of hedge accounting and introduces significant improvements by aligning the accounting more closely with risk management.

The new standard is required to be applied retrospectively for annual periods beginning on or after January 1, 2018, with early adoption permitted.

The Group will adopt the new standard on the effective date and will not restate comparative information. The Group has performed an assessment which is based on currently available information and may be subject to changes arising from further reasonable and supportable information being made available to the Group in 2018. The adoption of PFRS 9 will have no significant effect on the classification and measurement of financial assets and liabilities of the Group. The Group does not expect any impact on its consolidated statement of financial position except for the possible effect of applying the expected credit loss model in measuring impairment.

- *Applying PFRS 9, Financial Instruments with PFRS 4, Insurance Contracts (Amendments to PFRS 4)*. The amendments permit to defer application of PFRS 9 in 2018 and continue to apply PAS 39, *Financial Instruments: Recognition and Measurement* if it has not applied PFRS 9 before and its activities are predominantly connected with insurance. A qualified entity is permitted to apply the temporary exemption for annual reporting periods beginning before January 1, 2021. The amendments also provide an overlay approach to presentation when applying PFRS 9 for designated financial assets where an entity is permitted to reclassify between profit or loss and other comprehensive income the difference between the amounts recognized in profit or loss under PFRS 9 and those that would have been reported under PAS 39. A financial asset is eligible for designation if it is not held for an activity that is unconnected with contracts in the scope of PFRS 4, and if it is measured at FVPL under PFRS 9, but would not have been under PAS 39. An entity is generally permitted to start applying the overlay approach only when it first applies PFRS 9, including after previously applying the temporary exemption.

The amendments permitting the temporary exemption is for annual periods beginning on or after January 1, 2018 and the amendments allowing the overlay approach are applicable when an entity first applies PFRS 9.

- PFRS 15, *Revenue from Contracts with Customers* replaces PAS 11, *Construction Contracts*, PAS 18, *Revenue*, IFRIC 13, *Customer Loyalty Programmes*, IFRIC 18, *Transfer of Assets from Customers* and SIC-31, *Revenue - Barter Transactions Involving Advertising Services*. The new standard introduces a new revenue recognition model for contracts with customers which specifies that revenue should be recognized when (or as) a company transfers control of goods or services to a customer at the amount to which the Group expects to be entitled. Depending on whether certain criteria are met, revenue is recognized over time, in a manner that best reflects the Group's performance, or at a point in time, when control of the goods or services is transferred to the customer. The standard does not apply to insurance contracts, financial instruments or lease contracts, which fall in the scope of other PFRS. It also does not apply if two companies in the same line of business exchange non-monetary assets to facilitate sales to other parties. Furthermore, if a contract with a customer is partly in the scope of another PFRS, then the guidance on separation and measurement contained in the other PFRS takes precedence.

The management of the Group is still finalizing the impact of PFRS 15 on the Group's revenue recognition. However, the Group does not expect significant impact on its consolidated financial position and consolidated net income.

- *Transfers of Investment Property (Amendments to PAS 40, Investment Property)* amends the requirements on when an entity should transfer a property asset to, or from, investment property. A transfer is made when and only when there is an actual change in use - i.e. an asset meets or ceases to meet the definition of investment property and there is evidence of the change in use. A change in management intention alone does not support a transfer.

The amendments are effective for annual periods beginning on or after January 1, 2018, with early adoption permitted. An entity may apply the amendments to transfers that occur after the date of initial application and also reassess the classification of property assets held at that date or apply the amendments retrospectively, but only if it does not involve the use of hindsight.

- Philippine Interpretation IFRIC-22, *Foreign Currency Transactions and Advance Consideration*. The amendments clarifies that the transaction date to be used for translation for foreign currency transactions involving an advance payment or receipt is the date on which the entity initially recognizes the prepayment or deferred income arising from the advance consideration. For transactions involving multiple payments or receipts, each payment or receipt gives rise to a separate transaction date. The interpretation applies when an entity pays or receives consideration in a foreign currency and recognizes a non-monetary asset or liability before recognizing the related item.

The interpretation is effective for annual periods beginning on or after January 1, 2018, with early adoption permitted.

- Annual Improvements to PFRS Cycles 2014 - 2016 contain changes to three standards, of which only the *Amendments to PAS 28, Investments in Associates* on measuring an associate or joint venture at fair value is applicable to the Group. The amendments provide that a venture capital organization, or other qualifying entity, may elect to measure its investments in an associate or joint venture at FVPL. This election can be made on an investment-by-investment basis. The amendments also provide that a non-investment entity investor may elect to retain the fair value accounting applied by an investment entity associate or investment entity joint venture to its subsidiaries. This election can be made separately for each investment entity associate or joint venture.

The amendments are to be applied retrospectively on or after January 1, 2018, with early application permitted.

To be Adopted 2019

- PFRS 16, *Leases* supersedes PAS 17, *Leases* and the related Philippine Interpretations. The new standard introduces a single lease accounting model for lessees under which all major leases are recognized on-balance sheet, removing the lease classification test. Lease accounting for lessors essentially remains unchanged except for a number of details including the application of the new lease definition, new sale-and-leaseback guidance, new sub-lease guidance and new disclosure requirements. Practical expedients and targeted reliefs were introduced including an optional lessee exemption for short-term leases (leases with a term of 12 months or less) and low-value items, as well as the permission of portfolio-level accounting instead of applying the requirements to individual leases. New estimates and judgmental thresholds that affect the identification, classification and measurement of lease transactions, as well as requirements to reassess certain key estimates and judgments at each reporting date were introduced.

PFRS 16 is effective for annual periods beginning on or after January 1, 2019. Earlier application is permitted for entities that apply PFRS 15 at or before the date of initial application of PFRS 16.

The management of the Group is currently assessing the potential impact of PFRS 16 on their current lease arrangements and plans to adopt this new standard on leases on the required effective date.

- Philippine Interpretation IFRIC 23, *Uncertainty over Income Tax Treatments*. The interpretation clarifies how to apply the recognition and measurement requirements in PAS 12, *Income Taxes*, when there is uncertainty over income tax treatments. Under the interpretation, whether the amounts recorded in the consolidated financial statements will differ to that in the tax return, and whether the uncertainty is disclosed or reflected in the measurement, depends on whether it is probable that the tax authority will accept the Group's chosen tax treatment, the uncertainty is reflected using the measure that provides the better prediction of the resolution of the uncertainty - either the most likely amount or the expected value. The interpretation also requires the reassessment of judgments and estimates applied if facts and circumstances change - e.g. as a result of examination or action by tax authorities, following changes in tax rules or when a tax authority's right to challenge a treatment expires.

The interpretation is effective for annual periods beginning on or after January 1, 2019. Earlier application is permitted.

- *Long-term Interests in Associates and Joint Ventures (Amendments to PAS 28, Investments in Associates)*. The amendment requires the application of PFRS 9 to other financial instruments in an associate or joint venture to which the equity method is not applied. These include long-term interests (LTIs) that, in substance, form part of the entity's net investment in an associate or joint venture. The amendment explains the annual sequence in which PFRS 9 and PFRS 28 are to be applied. In effect, PFRS 9 is first applied ignoring any prior years' PAS 28 loss absorption. If necessary, prior years' PAS 28 loss allocation is trued-up in the current year which may involve recognizing more prior years' losses, reversing these losses or re-allocating them between different LTI instruments. Any current year PAS 28 losses are allocated to the extent that the remaining LTI balance allows and any current year PAS 28 profits reverse any unrecognized prior years' losses and then allocations against LTI.

The amendment is effective for annual periods beginning on or after January 1, 2019 with early adoption permitted. Retrospective application is required, subject to relevant transitional reliefs.

- *Sale or Contribution of Assets between an Investor and its Associate or Joint Venture (Amendments to PFRS 10 and PAS 28)*. The amendments address an inconsistency between the requirements in PFRS 10 and in PAS 28, in dealing with the sale or contribution of assets between an investor and its associate or joint venture.

The amendments require that a full gain or loss is recognized when a transaction involves a business (whether it is housed in a subsidiary or not). A partial gain or loss is recognized when a transaction involves assets that do not constitute a business, even if these assets are housed in a subsidiary.

Originally, the amendments apply prospectively for annual periods beginning on or after January 1, 2016 with early adoption permitted. However, on January 13, 2016, the FRSC decided to postpone the effective date of these amendments until the IASB has completed its broader review of the research project on equity accounting that may result in the simplification of accounting for such transactions and of other aspects of accounting for associates and joint ventures.

Current versus Noncurrent Classification

The Group presents assets and liabilities in the consolidated statements of financial position based on current and non-current classification. An asset is current when it is: (a) expected to be realized or intended to be sold or consumed in the normal operating cycle; (b) held primarily for the purpose of trading; (c) expected to be realized within twelve months after the reporting period; or (d) cash or cash equivalent unless restricted from being exchanged or used to settle a liability for at least twelve months after the reporting period.

A liability is current when it is: (a) expected to be settled in the normal operating cycle; (b) held primarily for trading; (c) due to be settled within twelve months after the reporting period; or (d) there is no unconditional right to defer the settlement of the liability for at least twelve months after the reporting period.

The Group classifies all other assets and liabilities as noncurrent. Deferred tax assets and liabilities are classified as noncurrent.

Financial Assets and Financial Liabilities

Date of Recognition. The Group recognizes a financial asset or a financial liability in the consolidated statements of financial position when it becomes a party to the contractual provisions of the instrument. In the case of a regular way purchase or sale of financial assets, recognition is done using settlement date accounting.

Initial Recognition of Financial Instruments. Financial instruments are recognized initially at fair value of the consideration given (in case of an asset) or received (in case of a liability). The initial measurement of financial instruments, except for those designated as at fair value through profit or loss (FVPL), includes transaction costs.

Classification of Financial Instruments. The Group classifies its financial assets in the following categories: held-to-maturity (HTM) investments, AFS financial assets, financial assets at FVPL and loans and receivables. The Group classifies its financial liabilities as either financial liabilities at FVPL or other financial liabilities. The classification depends on the purpose for which the investments are acquired and whether they are quoted in an active market. Management determines the classification of its financial assets and financial liabilities at initial recognition and, where allowed and appropriate, re-evaluates such designation at every reporting date.

'Day 1' Profit. Where the transaction price in a non-active market is different from the fair value of other observable current market transactions in the same instrument or based on a valuation technique whose variables include only data from observable market, the Group recognizes the difference between the transaction price and the fair value (a 'Day 1' profit) in profit or loss unless it qualifies for recognition as some other type of asset. In cases where data used is not observable, the difference between the transaction price and model value is only recognized in profit or loss when the inputs become observable or when the instrument is derecognized. For each transaction, the Group determines the appropriate method of recognizing the 'Day 1' profit amount.

Financial Assets

Financial Assets at FVPL. A financial asset is classified as at FVPL if it is classified as held for trading or is designated as such upon initial recognition. Financial assets are designated at FVPL if the Group manages such investments and makes purchase and sale decisions based on their fair value in accordance with the Group's documented risk management or investment strategy. Derivative instruments (including embedded derivatives), except those covered by hedge accounting relationships, are classified under this category.

Financial assets are classified as held for trading if they are acquired for the purpose of selling in the near term.

Financial assets may be designated by management at initial recognition at FVPL when any of the following criteria is met:

- the designation eliminates or significantly reduces the inconsistent treatment that would otherwise arise from measuring the assets or recognizing gains or losses on a different basis;

- the assets are part of a group of financial assets which are managed and their performances are evaluated on a fair value basis, in accordance with a documented risk management or investment strategy; or
- the financial instrument contains an embedded derivative, unless the embedded derivative does not significantly modify the cash flows or it is clear, with little or no analysis, that it would not be separately recognized.

The Group uses commodity price swaps to protect its margin on petroleum products from potential price volatility of international crude and product prices. It also enters into short-term forward currency contracts to hedge its currency exposure on crude oil importations. In addition, the Parent Company has identified and bifurcated embedded foreign currency derivatives from certain non-financial contracts.

Derivative instruments are initially recognized at fair value on the date in which a derivative transaction is entered into or bifurcated, and are subsequently re-measured at fair value. Derivatives are presented in the consolidated statements of financial position as assets when the fair value is positive and as liabilities when the fair value is negative. Unrealized gains and losses from changes in fair value of forward currency contracts, commodity price swaps and embedded derivatives are recognized under the caption "Marked-to-market gains (losses) - net" included as part of "Other expenses - net" account in the consolidated statements of income. Realized gains or losses on the settlement of commodity price swaps are recognized under the caption "Inventories" included as part of "Cost of goods sold" account in the consolidated statements of income.

The fair values of freestanding and bifurcated forward currency transactions are calculated by reference to current exchange rates for contracts with similar maturity profiles. The fair values of commodity swaps are determined based on quotes obtained from counterparty banks.

The Group's derivative assets and proprietary membership shares are classified under this category.

Loans and Receivables. Loans and receivables are non-derivative financial assets with fixed or determinable payments and maturities that are not quoted in an active market. They are not entered into with the intention of immediate or short-term resale and are not designated as AFS financial assets or financial assets at FVPL.

Subsequent to initial recognition, loans and receivables are carried at amortized cost using the effective interest method, less any impairment in value. Any interest earned on loans and receivables is recognized as part of "Interest income" account in the consolidated statements of income on an accrual basis. Amortized cost is calculated by taking into account any discount or premium on acquisition and fees that are an integral part of the effective interest rate. The periodic amortization is also included as part of "Interest income" account in the consolidated statements of income. Gains or losses are recognized in profit or loss when loans and receivables are derecognized or impaired.

Cash includes cash on hand and in banks which are stated at face value. Cash equivalents are short-term, highly liquid investments that are readily convertible to known amounts of cash and are subject to an insignificant risk of changes in value.

The Group's cash and cash equivalents, trade and other receivables, due from related parties, long-term receivables and noncurrent deposits are included under this category.

HTM Investments. HTM investments are non-derivative financial assets with fixed or determinable payments and fixed maturities for which the Group's management has the positive intention and ability to hold to maturity. Where the Group sells other than an insignificant amount of HTM investments, the entire category would be tainted and reclassified as AFS financial assets. After initial recognition, these investments are measured at amortized cost using the effective interest method, less impairment in value. Any interest earned on the HTM investments is recognized as part of "Interest income" account in the consolidated statements of income on an accrual basis. Amortized cost is calculated by taking into account any discount or premium on acquisition and fees that are an integral part of the effective interest rate. The periodic amortization is also included as part of "Interest income" account in the consolidated statements of income. Gains or losses are recognized in profit or loss when the HTM investments are derecognized or impaired.

The Group has no investments accounted for under this category as of December 31, 2017 and 2016.

AFS Financial Assets. AFS financial assets are non-derivative financial assets that are either designated in this category or not classified in any of the other financial asset categories. Subsequent to initial recognition, AFS financial assets are measured at fair value and changes therein, other than impairment losses and foreign currency differences on AFS debt instruments, are recognized in other comprehensive income and presented in the consolidated statements of changes in equity. The effective yield component of AFS debt securities is reported as part of "Interest income" account in the consolidated statements of income. Dividends earned on holding AFS equity securities are recognized as "Dividend income" when the right to receive payment has been established. When individual AFS financial assets are either derecognized or impaired, the related accumulated unrealized gains or losses previously reported in equity are transferred to and recognized in profit or loss.

AFS financial assets also include unquoted equity instruments with fair values which cannot be reliably determined. These instruments are carried at cost less impairment in value, if any.

The Group's investments in equity and debt securities included under "Available-for-sale financial assets" account are classified under this category.

Financial Liabilities

Financial Liabilities at FVPL. Financial liabilities are classified under this category through the fair value option. Derivative instruments (including embedded derivatives) with negative fair values, except those covered by hedge accounting relationships, are also classified under this category.

The Group carries financial liabilities at FVPL using their fair values and reports fair value changes in profit or loss.

The Group's derivative liabilities are classified under this category.

Other Financial Liabilities. This category pertains to financial liabilities that are not designated or classified at FVPL. After initial measurement, other financial liabilities are carried at amortized cost using the effective interest method. Amortized cost is calculated by taking into account any premium or discount and any directly attributable transaction costs that are considered an integral part of the effective interest rate of the liability.

The Group's liabilities arising from its short-term loans, liabilities for crude oil and petroleum products, trade and other payables, long-term debt, cash bonds, cylinder deposits and other noncurrent liabilities are included under this category.

Debt Issue Costs

Debt issue costs are considered as an adjustment to the effective yield of the related debt and are deferred and amortized using the effective interest method. When a loan is paid, the related unamortized debt issue costs at the date of repayment are recognized in the consolidated statements of income.

Derivative Financial Instruments

Freestanding Derivatives. For the purpose of hedge accounting, hedges are classified as either: a) fair value hedges when hedging the exposure to changes in the fair value of a recognized asset or liability or an unrecognized firm commitment (except for foreign currency risk); b) cash flow hedges when hedging exposure to variability in cash flows that is either attributable to a particular risk associated with a recognized asset or liability or a highly probable forecast transaction or the foreign currency risk in an unrecognized firm commitment; or c) hedges of a net investment in foreign operations.

At the inception of a hedge relationship, the Group formally designates and documents the hedge relationship to which the Group wishes to apply hedge accounting and the risk management objective and strategy for undertaking the hedge. The documentation includes identification of the hedging instrument, the hedged item or transaction, the nature of the risk being hedged and how the entity will assess the hedging instrument's effectiveness in offsetting the exposure to changes in the hedged item's fair value or cash flows attributable to the hedged risk. Such hedges are expected to be highly effective in achieving offsetting changes in fair value or cash flows and are assessed on an ongoing basis to determine that they actually have been highly effective throughout the financial reporting periods for which they were designated.

The Group has no derivatives that qualify for hedge accounting as of December 31, 2017 and 2016. Any gains or losses arising from changes in fair value of derivatives are taken directly to profit or loss during the year incurred.

Embedded Derivatives. The Group assesses whether embedded derivatives are required to be separated from host contracts when the Group becomes a party to the contract.

An embedded derivative is separated from the host contract and accounted for as a derivative if all of the following conditions are met: a) the economic characteristics and risks of the embedded derivative are not closely related to the economic characteristics and risks of the host contract; b) a separate instrument with the same terms as the embedded derivative would meet the definition of a derivative; and c) the hybrid or combined instrument is not recognized at FVPL. Reassessment only occurs if there is a change in the terms of the contract that significantly modifies the cash flows that would otherwise be required.

Derecognition of Financial Assets and Financial Liabilities

Financial Assets. A financial asset (or, where applicable, a part of a financial asset or part of a group of similar financial assets) is primarily derecognized when:

- the rights to receive cash flows from the asset have expired; or
- the Group has transferred its rights to receive cash flows from the asset or has assumed an obligation to pay them in full without material delay to a third party under a “pass-through” arrangement; and either: (a) has transferred substantially all the risks and rewards of the asset; or (b) has neither transferred nor retained substantially all the risks and rewards of the asset, but has transferred control of the asset.

When the Group has transferred its rights to receive cash flows from an asset or has entered into a pass-through arrangement, it evaluates if and to what extent it has retained the risks and rewards of ownership. When it has neither transferred nor retained substantially all the risks and rewards of the asset nor transferred control of the asset, the Group continues to recognize the transferred asset to the extent of the Group’s continuing involvement. In that case, the Group also recognizes the associated liability. The transferred asset and the associated liability are measured on the basis that reflects the rights and obligations that the Group has retained.

Financial Liabilities. A financial liability is derecognized when the obligation under the liability is discharged, cancelled or expired. When an existing financial liability is replaced by another from the same lender on substantially different terms, or the terms of an existing liability are substantially modified, such an exchange or modification is treated as a derecognition of the original liability and the recognition of a new liability. The difference in the respective carrying amounts is recognized in profit or loss.

Impairment of Financial Assets

The Group assesses, at each reporting date, whether there is objective evidence that a financial asset or a group of financial assets is impaired.

A financial asset or a group of financial assets is deemed to be impaired if, and only if, there is objective evidence of impairment as a result of one or more events that have occurred after the initial recognition of the asset (an incurred loss event) and that loss event has an impact on the estimated future cash flows of the financial asset or the group of financial assets that can be reliably estimated.

Assets Carried at Amortized Cost. For financial assets carried at amortized cost such as loans and receivables, the Group first assesses whether objective impairment exists individually for financial assets that are individually significant, or collectively for financial assets that are not individually significant. If no objective evidence of impairment has been identified for a particular financial asset that was individually assessed, the Group includes the asset as part of a group of financial assets with similar credit risk characteristics and collectively assesses the group for impairment. Assets that are individually assessed for impairment and for which an impairment loss is, or continues to be, recognized are not included in the collective impairment assessment.

Evidence of impairment for specific impairment purposes may include indications that the borrower or a group of borrowers is experiencing financial difficulty, default or delinquency in principal or interest payments, or may enter into bankruptcy or other form of financial reorganization intended to alleviate the financial condition of the borrower. For collective impairment purposes, evidence of impairment may include observable data on existing economic conditions or industry-wide developments indicating that there is a measurable decrease in the estimated future cash flows of the related assets.

If there is objective evidence of impairment, the amount of loss is measured as the difference between the asset's carrying amount and the present value of estimated future cash flows (excluding future credit losses) discounted at the financial asset's original effective interest rate (i.e., the effective interest rate computed at initial recognition). Time value is generally not considered when the effect of discounting the cash flows is not material. If a loan or receivable has a variable rate, the discount rate for measuring any impairment loss is the current effective interest rate, adjusted for the original credit risk premium. For collective impairment purposes, impairment loss is computed based on their respective default and historical loss experience.

The carrying amount of the asset shall be reduced either directly or through use of an allowance account. The impairment loss for the period shall be recognized in profit or loss. If, in a subsequent period, the amount of the impairment loss decreases and the decrease can be related objectively to an event occurring after the impairment was recognized, the previously recognized impairment loss is reversed. Any subsequent reversal of an impairment loss is recognized in profit or loss, to the extent that the carrying amount of the asset does not exceed its amortized cost at the reversal date.

AFS Financial Assets. For equity instruments carried at fair value, the Group assesses at each reporting date whether objective evidence of impairment exists. Objective evidence of impairment includes a significant or prolonged decline in the fair value of an equity instrument below its cost. 'Significant' is evaluated against the original cost of the investment and 'prolonged' is evaluated against the period in which the fair value has been below its original cost. The Group generally regards fair value decline as being significant when decline exceeds 25%. A decline in a quoted market price that persists for 12 months is generally considered to be prolonged.

If an AFS financial asset is impaired, an amount comprising the difference between the cost (net of any principal payment and amortization) and its current fair value, less any impairment loss on that financial asset previously recognized in profit or loss, is transferred from equity to profit or loss. Reversals of impairment losses in respect of equity instruments classified as AFS financial assets are not recognized in profit or loss. Reversals of impairment losses on debt instruments are recognized in profit or loss, if the increase in fair value of the instrument can be objectively related to an event occurring after the impairment loss was recognized in profit or loss.

In the case of an unquoted equity instrument or of a derivative asset linked to and must be settled by delivery of an unquoted equity instrument, for which its fair value cannot be reliably measured, the amount of impairment loss is measured as the difference between the asset's carrying amount and the present value of estimated future cash flows from the asset discounted using its historical effective rate of return on the asset.

Classification of Financial Instruments between Liability and Equity

Financial instruments are classified as liability or equity in accordance with the substance of the contractual arrangement. Interest, dividends, gains and losses relating to a financial instrument or a component that is a financial liability, are reported as expense or income. Distributions to holders of financial instruments classified as equity are charged directly to equity, net of any related income tax benefits.

A financial instrument is classified as liability if it provides for a contractual obligation to:

- deliver cash or another financial asset to another entity;
- exchange financial assets or financial liabilities with another entity under conditions that are potentially unfavorable to the Group; or
- satisfy the obligation other than by the exchange of a fixed amount of cash or another financial asset for a fixed number of own equity shares.

If the Group does not have an unconditional right to avoid delivering cash or another financial asset to settle its contractual obligation, the obligation meets the definition of a financial liability.

Offsetting Financial Instruments

Financial assets and financial liabilities are offset and the net amount is reported in the consolidated statements of financial position if, and only if, there is a currently enforceable legal right to offset the recognized amounts and there is an intention to settle on a net basis, or to realize the asset and settle the liability simultaneously. This is not generally the case with master netting agreements, and the related assets and liabilities are presented gross in the consolidated statements of financial position.

Fair Value Measurements

The Group measures a number of financial and non-financial assets and liabilities at fair value.

Fair value is the price that would be received to sell an asset or paid to transfer a liability in an orderly transaction between market participants at the measurement date. The fair value measurement is based on the presumption that the transaction to sell the asset or transfer the liability takes place either in the principal market for the asset or liability or in the most advantageous market for the asset or liability. The principal or most advantageous market must be accessible to the Group.

The fair value of an asset or liability is measured using the assumptions that market participants would use when pricing the asset or liability, assuming that market participants act in their economic best interest.

The Group uses valuation techniques that are appropriate in the circumstances and for which sufficient data are available to measure fair value, maximizing the use of relevant observable inputs and minimizing the use of unobservable inputs.

All assets and liabilities for which fair value is measured or disclosed in the consolidated financial statements are categorized within the fair value hierarchy, described as follows, based on the lowest level input that is significant to the fair value measurement as a whole:

- Level 1: quoted prices (unadjusted) in active markets for identical assets or liabilities;
- Level 2: inputs other than quoted prices included within Level 1 that are observable for the asset or liability, either directly or indirectly; and
- Level 3: inputs for the asset or liability that are not based on observable market data.

For assets and liabilities that are recognized in the consolidated financial statements on a recurring basis, the Group determines whether transfers have occurred between Levels in the hierarchy by re-assessing the categorization at the end of each reporting period.

For purposes of the fair value disclosure, the Group has determined classes of assets and liabilities on the basis of the nature, characteristics and risks of the asset or liability and the level of fair value hierarchy, as explained above.

Inventories

Inventories are carried at the lower of cost or net realizable value (NRV). For petroleum products and crude oil, the NRV is the estimated selling price in the ordinary course of business, less the estimated costs to complete and/or market and distribute.

For financial reporting purposes, the Group uses the first-in, first-out method in costing petroleum products and crude oil. Cost is determined using the moving-average method in costing lubes and greases, blending components, polypropylene, materials and supplies inventories. For income tax reporting purposes, cost of all inventories is determined using the moving-average method.

For financial reporting purposes, duties and taxes related to the acquisition of inventories are capitalized as part of inventory cost. For income tax reporting purposes, such duties and taxes are treated as deductible expenses in the year these charges are incurred.

Business Combination

Business combinations are accounted for using the acquisition method as of the acquisition date. The cost of an acquisition is measured as the aggregate of the consideration transferred, measured at acquisition date fair value and the amount of any non-controlling interests in the acquiree. For each business combination, the Group elects whether to measure the non-controlling interests in the acquiree at fair value or at proportionate share of the acquiree's identifiable net assets. Acquisition-related costs are expensed as incurred and included as part of "Selling and administrative expenses" account in the consolidated statements of income.

When the Group acquires a business, it assesses the financial assets and financial liabilities assumed for appropriate classification and designation in accordance with the contractual terms, economic circumstances and pertinent conditions as of the acquisition date.

If the business combination is achieved in stages, the acquisition date fair value of the acquirer's previously held equity interest in the acquiree is remeasured at the acquisition date fair values and any resulting gain or loss is recognized in profit or loss.

The Group measures goodwill at the acquisition date as: a) the fair value of the consideration transferred; plus b) the recognized amount of any non-controlling interests in the acquiree; plus c) if the business combination is achieved in stages, the fair value of the existing equity interest in the acquiree; less d) the net recognized amount (generally fair value) of the identifiable assets acquired and liabilities assumed. When the excess is negative, a bargain purchase gain is recognized immediately in profit or loss. Subsequently, goodwill is measured at cost less any accumulated impairment in value. Goodwill is reviewed for impairment, annually or more frequently, if events or changes in circumstances indicate that the carrying amount may be impaired.

The consideration transferred does not include amounts related to the settlement of pre-existing relationships. Such amounts are generally recognized in profit or loss. Costs related to the acquisition, other than those associated with the issue of debt or equity securities that the Group incurs in connection with a business combination, are expensed as incurred. Any contingent consideration payable is measured at fair value at the acquisition date. If the contingent consideration is classified as equity, it is not remeasured and settlement is accounted for within equity. Otherwise, subsequent changes to the fair value of the contingent consideration are recognized in profit or loss.

Goodwill in a Business Combination. Goodwill acquired in a business combination is, from the acquisition date, allocated to each of the cash-generating units, or groups of cash-generating units that are expected to benefit from the synergies of the combination, irrespective of whether other assets or liabilities are assigned to those units or groups of units. Each unit or group of units to which the goodwill is so allocated:

- represents the lowest level within the Group at which the goodwill is monitored for internal management purposes; and
- is not larger than an operating segment determined in accordance with PFRS 8.

Impairment is determined by assessing the recoverable amount of the cash-generating unit or group of cash-generating units, to which the goodwill relates. Where the recoverable amount of the cash-generating unit or group of cash-generating units is less than the carrying amount, an impairment loss is recognized. Where goodwill forms part of a cash-generating unit or group of cash-generating units and part of the operation within that unit is disposed of, the goodwill associated with the operation disposed of is included in the carrying amount of the operation when determining the gain or loss on disposal of the operation. Goodwill disposed of in this circumstance is measured based on the relative values of the operation disposed of and the portion of the cash-generating unit retained. An impairment loss with respect to goodwill is not reversed.

Intangible Assets Acquired in a Business Combination. The cost of an intangible asset acquired in a business combination is the fair value as of the date of acquisition, determined using discounted cash flows as a result of the asset being owned.

Following initial recognition, intangible asset is carried at cost less any accumulated amortization and impairment losses, if any. The useful life of an intangible asset is assessed to be either finite or indefinite.

An intangible asset with finite life is amortized over the useful economic life and assessed for impairment whenever there is an indication that the intangible asset may be impaired. The amortization period and the amortization method for an intangible asset with a finite useful life are reviewed at least at each reporting date. A change in the expected useful life or the expected pattern of consumption of future economic benefits embodied in the asset is accounted for as a change in accounting estimate. The amortization expense on intangible asset with finite life is recognized in profit or loss.

Transactions under Common Control

Transactions under common control entered into in contemplation of each other, and business combination under common control designed to achieve an overall commercial effect are treated as a single transaction.

Transfers of assets between commonly controlled entities are accounted for using the book value accounting.

Non-controlling Interests

The acquisitions of non-controlling interests are accounted for as transactions with owners in their capacity as owners and therefore no goodwill is recognized as a result of such transactions. Any difference between the purchase price and the net assets of the acquired entity is recognized in equity. The adjustments to non-controlling interests are based on a proportionate amount of the net assets of the subsidiary.

Investment in Shares of Stock of an Associate

An associate is an entity in which the Group has significant influence. Significant influence is the power to participate in the financial and operating policies of the investee, but not control over those policies.

The Group's investment in shares of stock of an associate are accounted for using the equity method.

Under the equity method, the investment in an associate is initially recognized at cost. The carrying amount of the investment is adjusted to recognize the changes in the Group's share of net assets of the associate since the acquisition date. Goodwill relating to the associate is included in the carrying amount of the investment and is neither amortized nor individually tested for impairment.

The Group's share in the profit or loss of the associate is recognized as "Share in net income of an associate" account in the Group's consolidated statements of income. Adjustments to the carrying amount may also be necessary for changes in the Group's proportionate interest in the associate arising from changes in the associate's other comprehensive income. The Group's share of those changes is recognized in the consolidated statements of comprehensive income. Unrealized gains and losses resulting from transactions between the Group and the associate are eliminated to the extent of the interest in the associate.

After application of the equity method, the Group determines whether it is necessary to recognize an impairment loss with respect to the Group's net investment in the associate. At each reporting date, the Group determines whether there is objective evidence that the investment in the associate is impaired. If there is such evidence, the Group recalculates the amount of impairment as the difference between the recoverable amount of the associate and its carrying value. Such impairment loss is recognized as part of "Share in net income of an associate" account in the consolidated statements of income.

Upon loss of significant influence over the associate, the Group measures and recognizes any retained investment at fair value. Any difference between the carrying amount of the investment in shares of stock of an associate upon loss of significant influence and the fair value of the retained investment and proceeds from disposal is recognized in profit or loss.

The financial statements of the associate are prepared for the same reporting period as the Group. When necessary, adjustments are made to bring the accounting policies in line with those of the Group.

Interest in Joint Ventures

A joint venture is a type of joint arrangement whereby the parties that have joint control of the arrangement have rights to the net assets of the joint venture. Joint control is the contractually agreed sharing of control of an arrangement, which exists only when decisions about the relevant activities require unanimous consent of the parties sharing control.

The Group's 33.33% joint venture interest in Pandacan Depot Services, Inc. (PDSI) and 50.00% joint venture interest in Terminal Bersama Sdn Bhd (TBSB), included under "Other noncurrent assets - net" account in the consolidated statements of financial position, are accounted for under the equity method of accounting. The interest in joint ventures is carried in the consolidated statements of financial position at cost plus post-acquisition changes in the Group's share in net income (loss) of the joint ventures, less any impairment in value. The consolidated statements of income reflect the Group's share in the results of operations of the joint ventures presented as part of "Other expenses" account. As of December 31, 2017, the Group has capital commitments amounting to P4 and nil for TBSB and PDSI, respectively. The Group has no contingent liabilities in relation to its interest in these joint ventures.

Results of operations as well as financial position balances of PDSI and TBSB were less than 1% of the consolidated balances of the Group and as such are assessed as not material; hence, not separately disclosed.

Property, Plant and Equipment

Property, plant and equipment, except land, are stated at cost less accumulated depreciation and amortization and any accumulated impairment in value. Such cost includes the cost of replacing part of the property, plant and equipment at the time that cost is incurred, if the recognition criteria are met, and excludes the costs of day-to-day servicing. Land is stated at cost less any impairment in value.

The initial cost of property, plant and equipment comprises its construction cost or purchase price, including import duties, taxes and any directly attributable costs in bringing the asset to its working condition and location for its intended use. Cost also includes any related asset retirement obligation (ARO). Expenditures incurred after the asset has been put into operation, such as repairs, maintenance and overhaul costs, are normally recognized as an expense in the period the costs are incurred. Major repairs are capitalized as part of property, plant and equipment only when it is probable that future economic benefits associated with the items will flow to the Group and the cost of the items can be measured reliably.

Construction in progress (CIP) represents structures under construction and is stated at cost. This includes the costs of construction and other direct costs. Borrowing costs that are directly attributable to the construction of plant and equipment are capitalized during the construction period. CIP is not depreciated until such time that the relevant assets are ready for use.

For financial reporting purposes, depreciation and amortization, which commences when the assets are available for its intended use, are computed using the straight-line method over the following estimated useful lives of the assets:

	Number of Years
Buildings and improvements and related facilities	7 - 50
Refinery and plant equipment	4 - 33
Service stations and other equipment	2 - 33
Computers, office and motor equipment	2 - 20
Land and leasehold improvements	10 or the term of the lease, whichever is shorter

For financial reporting purposes, duties and taxes related to the acquisition of property, plant and equipment are capitalized. For income tax reporting purposes, such duties and taxes are treated as deductible expenses in the year these charges are incurred.

For income tax reporting purposes, depreciation and amortization are computed using the double-declining balance method.

The remaining useful lives and depreciation and amortization method are reviewed and adjusted periodically, if appropriate, to ensure that such useful lives and method of depreciation and amortization are consistent with the expected pattern of economic benefits from the items of property, plant and equipment.

The carrying amounts of property, plant and equipment are reviewed for impairment when events or changes in circumstances indicate that the carrying amounts may not be recoverable.

Fully depreciated assets are retained in the accounts until they are no longer in use.

An item of property, plant and equipment is derecognized either when it has been disposed of or when it is permanently withdrawn from use and no future economic benefits are expected from its use or disposal. Any gain or loss arising from the retirement or disposal of an item of property, plant and equipment (calculated as the difference between the net disposal proceeds and the carrying amount of the asset) is included in profit or loss in the period of retirement or disposal.

Investment Property

Investment property consists of land and building held to earn rentals and/or for capital appreciation but not for sale in the ordinary course of business, used in the production or supply of goods or services or for administrative purposes. Investment property is initially measured at cost which is the amount of cash or cash equivalents paid or the fair value of other consideration given to acquire the investment property at the time of its acquisition or construction. Investment property, except for land, is measured at cost including transaction costs less accumulated depreciation and amortization and any accumulated impairment in value. The carrying amount includes the cost of replacing part of an existing investment property at the time the cost is incurred, if the recognition criteria are met, and excludes the costs of day-to-day servicing of an investment property. Land is stated at cost less any impairment in value.

For financial reporting purposes, depreciation of building is computed on a straight-line basis over the estimated useful lives of the assets of 20 years. For income tax reporting purposes, depreciation is computed using the double-declining balance method.

The useful lives and depreciation and amortization method are reviewed and adjusted, if appropriate, at each reporting date.

Investment property is derecognized either when it has been disposed of or when it is permanently withdrawn from use and no future economic benefit is expected from its disposal. Any gains or losses on the retirement or disposal of investment property are recognized in profit or loss in the period of retirement or disposal.

Transfers are made to investment property when, and only when, there is a change in use, evidenced by ending of owner-occupation or commencement of an operating lease to another party. Transfers are made from investment property when, and only when, there is a change in use, evidenced by commencement of the owner-occupation or commencement of development with a view to sell.

For a transfer from investment property to owner-occupied property, the cost of property for subsequent accounting is its carrying amount at the date of change in use. If the property occupied by the Group as an owner-occupied property becomes an investment property, the Group accounts for such property in accordance with the policy stated under property, plant and equipment up to the date of change in use.

Intangible Assets

Intangible assets acquired separately are measured on initial recognition at cost. The cost of intangible assets acquired in a business combination is its fair value as of the date of acquisition. Subsequently, intangible assets are measured at cost less accumulated amortization and any accumulated impairment losses. Internally generated intangible assets, excluding capitalized development costs, are not capitalized and expenditures are recognized in profit or loss in the year in which the related expenditures are incurred. The useful lives of intangible assets are assessed to be either finite or indefinite.

Intangible assets with finite lives are amortized over the useful life and assessed for impairment whenever there is an indication that the intangible assets may be impaired. The amortization periods and amortization method used for an intangible asset with a finite useful life are reviewed at each reporting date. Changes in the expected useful life or the expected pattern of consumption of future economic benefits embodied in the asset are accounted for by changing the amortization period or method, as appropriate, and are treated as changes in accounting estimates. The amortization expense on intangible assets with finite lives is recognized in profit or loss consistent with the function of the intangible asset.

Amortization is computed using the straight-line method over the following estimated useful lives of the assets:

	Number of Years
Software	5 - 10
Franchise fee	3 - 10
Other intangibles	10 - 16

Gains or losses arising from the disposal of an intangible asset are measured as the difference between the net disposal proceeds and the carrying amount of the asset, and are recognized in profit or loss when the asset is derecognized.

As of December 31, 2017 and 2016, the Group has existing and pending trademark registration for its products for a term of 10 to 20 years. It also has copyrights for its 7-kg LPG container, Gasulito with stylized letter "P" and two flames, Powerburn 2T and Petron New Logo (22 styles). Copyrights endure during the lifetime of the creator and for another 50 years after creator's death.

The amount of intangible assets is included as part of "Other noncurrent assets - net" in the consolidated statements of financial position.

Expenses incurred for research and development of internal projects and internally developed patents and copyrights are expensed as incurred and are part of "Selling and administrative expenses" account in the consolidated statements of income.

Asset Held for Sale

The Group classifies noncurrent assets as held for sale, if their carrying amounts will be recovered primarily through sale rather than through continuing use. The assets are generally measured at the lower of their carrying amount and fair value less costs to sell. Impairment losses on initial classification as held for sale and subsequent gains and losses on remeasurement are recognized in the consolidated statements of income. Gains are not recognized in excess of any cumulative impairment losses.

The criteria for held for sale is regarded as met only when the sale is highly probable and the asset is available for immediate sale in its present condition. Actions required to complete the sale should indicate that it is unlikely that significant changes will be made or that the decision on sale will be withdrawn. Management must be committed to the sale within one year from date of classification.

Equity accounting of equity-accounted investees ceases once classified as held for sale.

Assets held for sale are presented under "Other current assets" account in the consolidated statements of financial position.

Impairment of Nonfinancial Assets

The carrying amounts of property, plant and equipment, investment property, intangible assets with finite useful lives, investment in shares of stock of an associate and interest in joint ventures are reviewed for impairment when events or changes in circumstances indicate that the carrying amount may not be recoverable. If any such indication exists, and if the carrying amount exceeds the estimated recoverable amount, the assets or cash-generating units are written down to their recoverable amounts. The recoverable amount of the asset is the greater of fair value less costs of disposal and value in use. The fair value less costs of disposal is the price that would be received to sell an asset or paid to transfer a liability in an orderly transaction between market participants at the measurement date, less costs of disposal. In assessing value in use, the estimated future cash flows are discounted to their present value using a pre-tax discount rate that reflects current market assessments of the time value of money and the risks specific to the asset. For an asset that does not generate largely independent cash inflows, the recoverable amount is determined for the cash-generating unit to which the asset belongs. Impairment losses are recognized in profit or loss in those expense categories consistent with the function of the impaired asset.

An assessment is made at each reporting date as to whether there is any indication that previously recognized impairment losses may no longer exist or may have decreased. If such indication exists, the recoverable amount is estimated. A previously recognized impairment loss is reversed only if there has been a change in the estimates used to determine the asset's recoverable amount since the last impairment loss was recognized. If that is the case, the carrying amount of the asset is increased to its recoverable amount. That increased amount cannot exceed the carrying amount that would have been determined, net of depreciation and amortization, had no impairment loss been recognized for the asset in prior years. Such reversal is recognized in profit or loss. After such a reversal, the depreciation and amortization charge is adjusted in future periods to allocate the asset's revised carrying amount, less any residual value, on a systematic basis over its remaining useful life.

Cylinder Deposits

The Parent Company purchases LPG cylinders which are loaned to dealers upon payment by the latter of an amount equivalent to 90% of the acquisition cost of the cylinders.

The Parent Company maintains the balance of cylinder deposits at an amount equivalent to three days worth of inventory of its biggest dealers, but in no case lower than P200 at any given time, to take care of possible returns by dealers.

At the end of each reporting date, cylinder deposits, shown under "Other noncurrent liabilities" account in the consolidated statements of financial position, are reduced for estimated non-returns. The reduction is recognized directly in profit or loss.

Provisions

Provisions are recognized when: (a) the Group has a present obligation (legal or constructive) as a result of past event; (b) it is probable (i.e., more likely than not) that an outflow of resources embodying economic benefits will be required to settle the obligation; and (c) a reliable estimate can be made of the amount of the obligation. If the effect of the time value of money is material, provisions are determined by discounting the expected future cash flows at a pre-tax rate that reflects current market assessment of the time value of money and the risks specific to the liability. Where discounting is used, the increase in the provision due to the passage of time is recognized as interest expense. Where some or all of the expenditure required to settle a provision is expected to be reimbursed by another party, the reimbursement shall be recognized when, and only when, it is virtually certain that reimbursement will be received if the entity settles the obligation. The reimbursement is treated as a separate asset. The amount recognized for the reimbursement shall not exceed the amount of the provision. Provisions are reviewed at each reporting date and adjusted to reflect the current best estimate.

The Group recognizes provisions arising from legal and/or constructive obligations associated with the cost of dismantling and removing an item of property, plant and equipment and restoring the site where it is located, the obligation for which the Group incurs either when the asset is acquired or as a consequence of using the asset during a particular year for purposes other than to produce inventories during the year.

Capital Stock

Common Shares. Common shares are classified as equity. Incremental costs directly attributable to the issue of common shares and share options are recognized as a deduction from equity, net of any tax effects and any excess of the proceeds over the par value of shares issued less any incremental costs directly attributable to the issuance, net of tax, is presented in equity as additional paid-in capital.

Preferred Shares. Preferred shares are classified as equity if they are non-redeemable, or redeemable only at the Parent Company's option, and any dividends thereon are discretionary. Dividends thereon are recognized as distributions within equity upon approval by the Parent Company's BOD.

Preferred shares are classified as a liability if they are redeemable on a specific date or at the option of the shareholders, or if dividend payments are not discretionary. Dividends thereon are recognized as interest expense in profit or loss as accrued.

Additional Paid-in Capital

When the shares are sold at premium, the difference between the proceeds and the par value is credited to the "Additional paid-in capital" account. When shares are issued for a consideration other than cash, the proceeds are measured by the fair value of the consideration received. In case the shares are issued to extinguish or settle the liability of the Parent Company, the shares are measured either at the fair value of the shares issued or fair value of the liability settled, whichever is more reliably determinable.

Treasury Stock

Own equity instruments which are reacquired are carried at cost and deducted from equity. No gain or loss is recognized on the purchase, sale, reissuance or cancellation of the Parent Company's own equity instruments. When the shares are retired, the capital stock account is reduced by its par value and the excess of cost over par value upon retirement is debited to additional paid-in capital to the extent of the specific or average additional paid-in capital when the shares were issued and to retained earnings for the remaining balance.

Undated Subordinated Capital Securities (USCS)

USCS are classified as equity when there is no contractual obligation to deliver cash or other financial assets to another person or entity or to exchange financial assets or liabilities with another person or entity that is potentially unfavorable to the issuer.

Incremental costs directly attributable to the issuance of undated subordinated capital securities are recognized as a deduction from equity, net of tax. The proceeds received net of any directly attributable transaction costs are credited to undated subordinated capital securities.

Retained Earnings

Retained earnings represent the accumulated net income or losses, net of any dividend distributions and other capital adjustments. Appropriated retained earnings represent that portion which is restricted and therefore not available for any dividend declaration.

Revenue Recognition

Revenue is recognized to the extent that it is probable that the economic benefits will flow to the Group and the amount of the revenue can be reliably measured. The following specific recognition criteria must also be met before revenue is recognized:

Sale of Goods. Revenue from sale of goods in the course of ordinary activities is measured at the fair value of the consideration received or receivable, net of trade discounts and volume rebates. Revenue is recognized when the significant risks and rewards of ownership of the goods have passed to the buyer, which is normally upon delivery, and the amount of revenue can be measured reliably.

Interest. Revenue is recognized as the interest accrues, taking into account the effective yield on the asset.

Dividend. Revenue is recognized when the Group's right as a shareholder to receive the payment is established.

Rent. Revenue from operating leases (net of any incentives given to the lessees) is recognized on a straight-line basis over the lease term.

Customer Loyalty Program. Revenue is allocated between the customer loyalty program and the other component of the sale. The amount allocated to the customer loyalty program is deducted from revenue at the time points are awarded to the customer. A deferred liability account is set up until the Group has fulfilled its obligations to supply the discounted products under the terms of the program or when it is no longer probable that the points under the program will be redeemed.

Other Income. Other income is recognized when there is incidental economic benefit, other than the usual business operations, that will flow to the Group and that can be measured reliably.

Cost and Expense Recognition

Costs and expenses are recognized upon receipt of goods, utilization of services or at the date they are incurred.

Expenses are also recognized when a decrease in future economic benefit related to a decrease in an asset or an increase in a liability that can be measured reliably has arisen. Expenses are recognized on the basis of a direct association between costs incurred and the earning of specific items of income; on the basis of systematic and rational allocation procedures when economic benefits are expected to arise over several accounting periods and the association can only be broadly or indirectly determined; or immediately when an expenditure produces no future economic benefits or when, and to the extent that future economic benefits do not qualify, or cease to qualify, for recognition as an asset.

Leases

The determination of whether an arrangement is, or contains, a lease is based on the substance of the arrangement and requires an assessment of whether the fulfillment of the arrangement is dependent on the use of a specific asset or assets and the arrangement conveys a right to use the asset. A reassessment is made after the inception of the lease only if one of the following applies:

- (a) there is a change in contractual terms, other than a renewal or extension of the arrangement;
- (b) a renewal option is exercised or an extension is granted, unless the term of the renewal or extension was initially included in the lease term;
- (c) there is a change in the determination of whether fulfillment is dependent on a specific asset; or
- (d) there is a substantial change to the asset.

Where a reassessment is made, lease accounting shall commence or cease from the date when the change in circumstances gives rise to the reassessment for scenarios (a), (c) or (d), and at the date of renewal or extension period for scenario (b) above.

Group as Lessee. Leases which do not transfer to the Group substantially all the risks and benefits of ownership of the asset are classified as operating leases. Operating lease payments are recognized as an expense in profit or loss on a straight-line basis over the lease term. Associated costs such as maintenance and insurance are expensed as incurred.

Group as Lessor. Leases where the Group does not transfer substantially all the risks and benefits of ownership of the assets are classified as operating leases. Rent income from operating leases is recognized as income on a straight-line basis over the lease term. Initial direct costs incurred in negotiating an operating lease are added to the carrying amount of the leased asset and recognized as an expense over the lease term on the same basis as rent income. Contingent rents are recognized as income in the period in which they are earned.

Borrowing Costs

Borrowing costs directly attributable to the acquisition or construction of an asset that necessarily takes a substantial period of time to get ready for its intended use are capitalized as part of the cost of the respective assets. All other borrowing costs are expensed in the period they occur. Capitalization of borrowing costs commences when the activities to prepare the asset are in progress and expenditures and borrowing costs are being incurred. Borrowing costs are capitalized until the assets are substantially ready for their intended use.

Research and Development Costs

Research costs are expensed as incurred. Product development costs incurred on an individual project are carried forward when their future recoverability can be reasonably regarded as assured. Any expenditure carried forward is amortized in line with the expected future sales from the related project.

The carrying amount of development costs is reviewed for impairment annually when the related asset is not yet in use. Otherwise, this is reviewed for impairment when events or changes in circumstances indicate that the carrying amount may not be recoverable.

Employee Benefits

Short-term Employee Benefits. Short-term employee benefits are expensed as the related service is provided. A liability is recognized for the amount expected to be paid if the Group has a present legal or constructive obligation to pay this amount as a result of past service provided by the employee and the obligation can be estimated reliably.

Retirement Benefits Costs and Other Employee Benefit Costs. Petron has a tax qualified and funded defined benefit pension plan covering all permanent, regular, full-time employees administered by trustee banks. Some of its subsidiaries have separate unfunded, noncontributory, retirement plans.

The Group's net retirement benefits liability is calculated by estimating the amount of future benefit that employees have earned in return for their service in the current and prior periods, discounting that amount and deducting the fair value of plan assets.

The calculation of defined benefit retirement obligations is performed annually by a qualified actuary using the projected unit credit method. When the calculation results in a potential asset for the Group, the recognized asset is limited to the present value of economic benefits available in the form of reductions in future contributions to the plan.

Remeasurements of the net defined retirement obligation or asset, excluding net interest, are recognized immediately in other comprehensive income under "Equity reserve for retirement plan". Such remeasurements are also immediately recognized in equity under "Equity reserves" and are not reclassified to profit or loss in subsequent periods. Net defined retirement benefit obligation or asset comprise actuarial gains and losses, the return on plan assets, excluding interest and the effect of the asset ceiling, if any. The Group determines the net interest expense or income on the net defined retirement obligation or asset for the period by applying the discount rate used to measure the defined benefit retirement obligation at the beginning of the annual period to the then-net defined retirement obligation or asset, taking into account any changes in the net defined benefit retirement obligation or asset during the period as a result of contributions and benefit payments. Net interest expense and other expenses related to defined benefit plans are recognized in profit or loss.

When the benefits of a plan are changed or when a plan is curtailed, the resulting change in benefit that relates to past service or the gain or loss on curtailment is recognized immediately in profit or loss. The Group recognizes gains and losses on the settlement of a defined benefit retirement plan when the settlement occurs.

The Group also provides other benefits to its employees as follows:

Corporate Performance Incentive Program. The Group has a corporate performance incentive program that aims to provide financial incentives for the employees, contingent on the achievement of the Group's annual business goals and objectives. The Group recognizes achievement of its business goals through key performance indicators (KPIs) which are used to evaluate performance of the organization. The Group recognizes the related expense when the KPIs are met, that is when the Group is contractually obliged to pay the benefits.

Savings Plan. The Group established a Savings Plan wherein eligible employees may apply for membership and have the option to contribute 5% to 15% of their monthly base pay. The Group, in turn, contributes an amount equivalent to 50% of the employee-member's contribution. However, the Group's 50% share applies only to a maximum of 10% of the employee-member's contribution. The Savings Plan aims to supplement benefits upon employees' retirement and to encourage employee-members to save a portion of their earnings. The Group accounts for this benefit as a defined contribution pension plan and recognizes a liability and an expense for this plan as the expenses for its contribution fall due. The Group has no legal or constructive obligations to pay further contributions after payments of the equivalent employer-share. The accumulated savings of the employees plus the Group's share, including earnings, will be paid in the event of the employee's: (a) retirement, (b) resignation after completing at least five years of continuous services, (c) death, or (d) involuntary separation not for cause.

Land/Home Ownership Plan. The Group established the Land/Home Ownership Plan, an integral part of the Savings Plan, to extend a one-time financial assistance to Savings Plan members in securing housing loans for residential purposes.

Foreign Currency

Foreign Currency Translations. Transactions in foreign currencies are translated to the respective functional currencies of Group entities at exchange rates at the dates of the transactions. Monetary assets and liabilities denominated in foreign currencies at the reporting date are retranslated to the functional currency at the exchange rate at that date. The foreign currency gain or loss on monetary items is the difference between amortized cost in the functional currency at the beginning of the year, adjusted for effective interest and payments during the year, and the amortized cost in foreign currency translated at the exchange rate at the end of the reporting date.

Nonmonetary assets and nonmonetary liabilities denominated in foreign currencies that are measured at fair value are retranslated to the functional currency at the exchange rate at the date that the fair value was determined. Nonmonetary items in a foreign currency that are measured in terms of historical cost are translated using the exchange rate at the date of the transaction.

Foreign currency differences arising on retranslation are recognized in profit or loss, except for differences arising on the retranslation of AFS financial assets, a financial liability designated as a hedge of the net investment in a foreign operation that is effective, or qualifying cash flow hedges, which are recognized in other comprehensive income.

Foreign Operations. The assets and liabilities of foreign operations, including goodwill and fair value adjustments arising on acquisition, are translated to Philippine peso at exchange rates at the reporting date. The income and expenses of foreign operations, excluding foreign operations in hyperinflationary economies, are translated to Philippine peso at average exchange rates for the period.

Foreign currency differences are recognized in other comprehensive income, and presented in the "Other reserves" account in the consolidated statements of changes in equity. However, if the operation is not a wholly-owned subsidiary, then the relevant proportionate share of the translation difference is allocated to the non-controlling interests. When a foreign operation is disposed of such that control, significant influence or joint control is lost, the cumulative amount in the translation reserve related to that foreign operation is reclassified to profit or loss as part of the gain or loss on disposal. When the Group disposes of only part of its interest in a subsidiary that includes a foreign operation while retaining control, the relevant proportion of the cumulative amount is reattributed to non-controlling interests. When the Group disposes of only part of its investment in an associate or joint venture that includes a foreign operation while retaining significant influence or joint control, the relevant proportion of the cumulative amount is reclassified to profit or loss.

When the settlement of a monetary item receivable from or payable to a foreign operation is neither planned nor likely in the foreseeable future, foreign exchange gains and losses arising from such a monetary item are considered to form part of a net investment in a foreign operation and are recognized in other comprehensive income, and presented in the "Other reserves" account in the consolidated statements of changes in equity.

Taxes

Current Tax. Current tax is the expected tax payable or receivable on the taxable income or loss for the year, using tax rates enacted or substantively enacted at the reporting date, and any adjustment to tax payable in respect of previous years.

Deferred Tax. Deferred tax is recognized in respect of temporary differences between the carrying amounts of assets and liabilities for financial reporting purposes and the amounts used for taxation purposes.

Deferred tax liabilities are recognized for all taxable temporary differences, except:

- where the deferred tax liability arises from the initial recognition of goodwill or of an asset or liability in a transaction that is not a business combination and, at the time of the transaction, affects neither the accounting profit nor taxable profit or loss; and
- with respect to taxable temporary differences associated with investments in subsidiaries, associates and interests in joint ventures, where the timing of the reversal of the temporary differences can be controlled and it is probable that the temporary differences will not reverse in the foreseeable future.

Deferred tax assets are recognized for all deductible temporary differences, carryforward benefits of unused tax credits - Minimum Corporate Income Tax (MCIT) and unused tax losses - Net Operating Loss Carry Over (NOLCO), to the extent that it is probable that taxable profit will be available against which the deductible temporary differences, and the carryforward benefits of MCIT and NOLCO can be utilized, except:

- where the deferred tax asset relating to the deductible temporary difference arises from the initial recognition of an asset or liability in a transaction that is not a business combination and, at the time of the transaction, affects neither the accounting profit nor taxable profit or loss; and
- with respect to deductible temporary differences associated with investments in subsidiaries, associates and interests in joint ventures, deferred tax assets are recognized only to the extent that it is probable that the temporary differences will reverse in the foreseeable future and taxable profit will be available against which the temporary differences can be utilized.

The carrying amount of deferred tax assets is reviewed at each reporting date and reduced to the extent that it is no longer probable that sufficient taxable profit will be available to allow all or part of the deferred tax asset to be utilized. Unrecognized deferred tax assets are reassessed at each reporting date and are recognized to the extent that it has become probable that future taxable profit will allow the deferred tax asset to be recovered.

The measurement of deferred tax reflects the tax consequences that would follow the manner in which the Group expects, at the end of the reporting period, to recover or settle the carrying amount of its assets and liabilities.

Deferred tax assets and liabilities are measured at the tax rates that are expected to apply in the year when the asset is realized or the liability is settled, based on tax rates (and tax laws) that have been enacted or substantively enacted at the reporting date.

In determining the amount of current and deferred tax, the Group takes into account the impact of uncertain tax positions and whether additional taxes and interest may be due. The Group believes that its accruals for tax liabilities are adequate for all open tax years based on its assessment of many factors, including interpretation of tax laws and prior experience. This assessment relies on estimates and assumptions and may involve a series of judgments about future events. New information may become available that causes the Group to change its judgment regarding the adequacy of existing tax liabilities; such changes to tax liabilities will impact tax expense in the period that such a determination is made.

Current tax and deferred tax are recognized in profit or loss except to the extent that it relates to a business combination, or items recognized directly in equity or in other comprehensive income.

Deferred tax assets and deferred tax liabilities are offset, if a legally enforceable right exists to set off current tax assets against current tax liabilities and the deferred taxes relate to the same taxable entity and the same taxation authority.

Value-added Tax (VAT). Revenues, expenses and assets are recognized net of the amount of VAT, except:

- where the tax incurred on a purchase of assets or services is not recoverable from the taxation authority, in which case the tax is recognized as part of the cost of acquisition of the asset or as part of the expense item as applicable; and
- receivables and payables that are stated with the amount of tax included.

The net amount of tax recoverable from, or payable to, the taxation authority is included as part of “Other current assets” or “Trade and other payables” accounts in the consolidated statements of financial position.

Related Parties

Parties are considered to be related if one party has the ability, directly or indirectly, to control the other party or exercise significant influence over the other party in making financial and operating decisions. Parties are also considered to be related if they are subject to common control. Related parties may be individuals or corporate entities.

Basic and Diluted Earnings Per Common Share (EPS)

Basic EPS is computed by dividing the net income for the period attributable to equity holders of the Parent Company, net of dividends on preferred shares and distributions to holders of USCS, by the weighted average number of issued and outstanding common shares during the period, with retroactive adjustment for any stock dividends declared.

For the purpose of computing diluted EPS, the net income for the period attributable to owners of the Parent Company and the weighted-average number of issued and outstanding common shares are adjusted for the effects of all potential dilutive debt or equity instruments.

Operating Segments

The Group’s operating segments are organized and managed separately according to the nature of the products and services provided, with each segment representing a strategic business unit that offers different products and serves different markets. Financial information on operating segments is presented in Note 37 to the consolidated financial statements. The Chief Executive Officer (the “chief operating decision maker”) reviews management reports on a regular basis.

The measurement policies the Group used for segment reporting under PFRS 8 are the same as those used in its consolidated financial statements. There have been no changes in the measurement methods used to determine reported segment profit or loss from prior periods. All inter-segment transfers are carried out at arm’s length prices.

Segment revenues, expenses and performance include sales and purchases between business segments. Such sales and purchases are eliminated in consolidation.

Contingencies

Contingent liabilities are not recognized in the consolidated financial statements. They are disclosed in the notes to the consolidated financial statements unless the possibility of an outflow of resources embodying economic benefits is remote. Contingent assets are not recognized in the consolidated financial statements but are disclosed in the notes to the consolidated financial statements when an inflow of economic benefits is probable.

Events After the Reporting Date

Post year-end events that provide additional information about the Group's consolidated financial position at the reporting date (adjusting events) are reflected in the consolidated financial statements. Post year-end events that are not adjusting events are disclosed in the notes to the consolidated financial statements when material.

4. Significant Accounting Judgments, Estimates and Assumptions

The preparation of the Group's consolidated financial statements in accordance with PFRS requires management to make judgments, estimates and assumptions that affect the application of accounting policies and the amounts of assets, liabilities, income and expenses reported in the consolidated financial statements at the reporting date. However, uncertainty about these judgments, estimates and assumptions could result in outcome that could require a material adjustment to the carrying amount of the affected asset or liability in the future.

Judgments and estimates are continually evaluated and are based on historical experience and other factors, including expectations of future events that are believed to be reasonable under the circumstances. Revisions are recognized in the period in which the judgments and estimates are revised and in any future period affected.

Judgments

In the process of applying the Group's accounting policies, management has made the following judgments, apart from those involving estimations, which have the most significant effect on the amounts recognized in the consolidated financial statements:

Determining Functional Currency. The Parent Company has determined that its functional currency is the Philippine peso. It is the currency of the primary economic environment in which the Parent Company operates. It is the currency that mainly influences the sales price of goods and services and the costs of providing these goods and services.

Operating Lease Commitments - Group as Lessor/Lessee. The Group has entered into various lease agreements either as lessor or lessee. The Group had determined that it retains all the significant risks and rewards of ownership of the properties leased out on operating leases while the significant risks and rewards for properties leased from third parties are retained by the lessors.

Rent income recognized in the consolidated statements of income amounted to P1,243, P1,139 and P1,131 in 2017, 2016 and 2015, respectively (Notes 23 and 26).

Rent expense recognized in the consolidated statements of income amounted to P1,702, P1,293 and P1,295 in 2017, 2016 and 2015, respectively (Notes 22 and 23).

Evaluating Control over its Investees. Determining whether the Parent Company has control in an investee requires significant judgment. Although the Parent Company owns less than 50% of the voting rights of NVRC and PAHL, before the Parent Company acquired the remaining equity interest in PAHL in 2016, management has determined that the Parent Company controls these entities by virtue of its exposure and rights to variable returns from its involvement in these investees and its ability to affect those returns through its power over the investees.

The Parent Company has the power, in practice, to govern the financial and operating policies of NVRC, to appoint or remove the majority of the members of the BOD of NVRC and to cast majority votes at meetings of the BOD of NVRC. The Parent Company controls NVRC since it is exposed, and has rights, to variable returns from its involvement with NVRC and has the ability to affect those returns through its power over NVRC.

The Parent Company assessed it has control over PAHL, even prior to the Parent Company's acquisition of the remaining equity interest in 2016, by virtue of the extent of the Parent Company's participation in the BOD and management of PAHL, of which the Parent Company established it has: (i) power over PAHL, (ii) it is exposed and has rights to variable returns from its involvement with PAHL, and (iii) it has ability to use its power over PAHL to affect the amount of PAHL's returns. Accordingly, the Parent Company considered PAHL a subsidiary beginning January 1, 2013. As of December 31, 2017 and 2016, the Parent Company owns 100% of PAHL.

Classifying Financial Instruments. The Group exercises judgments in classifying a financial instrument, or its component parts, on initial recognition as a financial asset, a financial liability, or an equity instrument in accordance with the substance of the contractual arrangement and the definitions of a financial asset or liability. The substance of a financial instrument, rather than its legal form, governs its classification in the consolidated statements of financial position.

Distinction between Property, Plant and Equipment and Investment Property. The Group determines whether a property qualifies as investment property. In making its judgment, the Group considers whether the property generates cash flows largely independent of the other assets held by the Group. Owner-occupied properties generate cash flows that are attributable not only to the property but also to other assets used in the production or supply process.

Some properties comprise a portion that is held to earn rental or for capital appreciation and another portion that is held for use in the production and supply of goods and services or for administrative purposes. If these portions can be sold separately (or leased out separately under finance lease), the Group accounts for the portions separately. If the portion cannot be sold separately, the property is accounted for as investment property only if an insignificant portion is held for use in the production or supply of goods or services for administrative purposes. Judgment is applied in determining whether ancillary services are so significant that a property does not qualify as investment property. The Group considers each property separately in making its judgment.

Determining Impairment Indicators of Other Non-financial Assets. PFRS requires that an impairment review be performed on property, plant and equipment, investment in shares of stock of an associate and interest in joint ventures, investment property and intangible assets when events or changes in circumstances indicate that the carrying value may not be recoverable. Determining the recoverable amount of assets requires the estimation of cash flows expected to be generated from the continued use and ultimate disposition of such assets. While it is believed that the assumptions used in the estimation of recoverable amounts are appropriate and reasonable, significant changes in these assumptions may materially affect the assessment of recoverable amounts and any resulting impairment loss could have a material adverse impact on financial performance.

Determining whether an Arrangement Contains a Lease. The determination of whether an arrangement is, or contains a lease is based on the substance of the arrangement and requires an assessment of whether the fulfillment of the arrangement is dependent on the use of a specific asset or assets and the arrangement conveys a right to use the asset. A reassessment is made after the inception of the lease only if one of the following applies:

- (a) there is a change of contractual terms, other than a renewal or extension of the arrangement;
- (b) a renewal option is exercised or extension granted, unless the term of the renewal or extension was initially included in the lease term;
- (c) there is a change in the determination of whether fulfillment is dependent on a specific asset; and
- (d) there is a substantial change to the asset.

Where a reassessment is made, lease accounting shall commence or cease from the date when the change in circumstances gives rise to the reassessment for scenarios (a), (c) or (d) above, and at the date of renewal or extension period for scenario (b).

Taxes. Significant judgment is required in determining current and deferred tax expense. There are many transactions and calculations for which the ultimate tax determination is uncertain during the ordinary course of business. The Group recognizes liabilities for anticipated tax audit issues based on estimates of whether additional taxes will be due. Where the final tax outcome of these matters is different from the amounts that were initially recorded, such differences will impact the current income tax and deferred tax expenses in the year in which such determination is made.

Beginning July 2008, in the determination of the Group's current taxable income, the Group has an option to either apply the optional standard deduction (OSD) or continue to claim itemized standard deduction. The Group, at each taxable year from the effectivity of the law, may decide which option to apply; once an option to use OSD is made, it shall be irrevocable for that particular taxable year. For 2017, 2016 and 2015, the Group opted to continue claiming itemized standard deductions except for Petrogen and certain subsidiaries of NVRC such as Las Lucas Construction and Development Corporation (Las Lucas) and Parkville Estates and Development Corporation (PEDC), as they opted to apply OSD. In 2017, certain subsidiaries of NVRC such as Mariveles Landco Corporation, South Luzon Prime Holdings, Inc. and MRGVeloso Holdings, Inc. (MHI) also opted to apply OSD (Note 27).

Contingencies. The Group currently has several tax assessments, legal and administrative claims. The Group's estimate of the probable costs for the resolution of these assessments and claims has been developed in consultation with in-house as well as outside legal counsel handling the prosecution and defense of these matters and is based on an analysis of potential results. The Group currently does not believe that these tax assessments, legal and administrative claims will have a material adverse effect on its financial position and financial performance. It is possible, however, that future financial performance could be materially affected by changes in the estimates or in the effectiveness of strategies relating to these proceedings.

Estimates and Assumptions

The key estimates and assumptions used in the consolidated financial statements are based upon management's evaluation of relevant facts and circumstances as of the date of the consolidated financial statements. Actual results could differ from such estimates.

Allowance for Impairment Losses on Trade and Other Receivables. Allowance for impairment is maintained at a level considered adequate to provide for potentially uncollectible receivables. The level of allowance is based on past collection experience and other factors that may affect collectibility. An evaluation of receivables, designed to identify potential changes to allowance, is performed regularly throughout the year. Specifically, in coordination with the National Sales Division, the Finance Division ascertains customers who are unable to meet their financial obligations. In these cases, the Group's management uses sound judgment based on the best available facts and circumstances including but not limited to, the length of relationship with the customers, the customers' current credit status based on known market forces, average age of accounts, collection experience and historical loss experience. The amount of impairment loss differs for each year based on available objective evidence for which the Group may consider that it will not be able to collect some of its accounts. Impaired accounts receivable are written off when identified to be worthless after exhausting all collection efforts. An increase in allowance for impairment of trade and other receivable would increase the Group's recorded selling and administrative expenses and decrease current assets.

Impairment losses on trade and other receivables amounted to P10, P68 and P154 in 2017, 2016 and 2015, respectively (Notes 8 and 23). Receivables written-off amounted to P89 in 2017 and P97 in 2016 (Note 8).

The carrying amount of receivables amounted to P38,159 and P31,548 as of December 31, 2017 and 2016, respectively (Note 8).

Net Realizable Values of Inventories. In determining the NRV of inventories, management takes into account the most reliable evidence available at the times the estimates are made. Future realization of the carrying amount of inventories of P56,604 and P44,147 as of the end of 2017 and 2016, respectively (Note 9), is affected by price changes in different market segments for crude and petroleum products. Both aspects are considered key sources of estimation uncertainty and may cause significant adjustments to the Group's inventories within the next financial year.

No inventory write-down was recognized by the Group in 2017 and 2016 while inventory write-down in 2015 amounted to P225 (Note 9).

Allowance for Inventory Obsolescence. The allowance for inventory obsolescence consists of collective and specific valuation allowance. A collective valuation allowance is established as a certain percentage based on the age and movement of stocks. In case there is write-off or disposal of slow-moving items during the year, a reduction in the allowance for inventory obsolescence is made. Review of allowance is done every quarter, while a revised set-up or booking is posted at the end of the year based on evaluations or recommendations of the proponents. The amount and timing of recorded expenses for any year would therefore differ based on the judgments or estimates made.

In 2017, 2016 and 2015, the Group provided an additional loss on inventory obsolescence amounting to nil, P327 and P36, respectively (Note 9).

Fair Values of Financial Assets and Financial Liabilities. The Group carries certain financial assets and financial liabilities at fair value, which requires extensive use of accounting estimates and judgments. Significant components of fair value measurement were determined using verifiable objective evidence (e.g., foreign exchange rates, interest rates, volatility rates). The amount of changes in fair value would differ if the Group utilized different valuation methodologies and assumptions. Any change in the fair value of these financial assets and financial liabilities would affect profit or loss and equity.

Fair values of financial assets and financial liabilities are discussed in Note 35.

Estimated Useful Lives of Property, Plant and Equipment, Intangible Assets with Finite Useful Lives and Investment Property. The Group estimates the useful lives of property, plant and equipment, intangible assets with finite useful lives and investment property based on the period over which the assets are expected to be available for use. The estimated useful lives of property, plant and equipment, intangible assets with finite useful lives and investment property are reviewed periodically and are updated if expectations differ from previous estimates due to physical wear and tear, technical or commercial obsolescence and legal or other limits on the use of the assets.

In addition, estimation of the useful lives of property, plant and equipment, intangible assets with finite useful lives and investment property is based on collective assessment of industry practice, internal technical evaluation and experience with similar assets. It is possible, however, that future financial performance could be materially affected by changes in estimates brought about by changes in factors mentioned above. The amounts and timing of recorded expenses for any period would be affected by changes in these factors and circumstances. A reduction in the estimated useful lives of property, plant and equipment, intangible assets with finite useful lives and investment property would increase recorded cost of goods sold and selling and administrative expenses and decrease noncurrent assets.

There is no change in estimated useful lives of property, plant and equipment, intangible assets with finite useful lives and investment property based on management's review at the reporting date.

Accumulated depreciation and amortization of property, plant and equipment, intangible assets with finite useful lives and investment property amounted to P85,204 and P75,258 as of December 31, 2017 and 2016, respectively (Notes 11, 12 and 14). Property, plant and equipment, net of accumulated depreciation and amortization, amounted to P177,690 and P176,604 as of December 31, 2017 and 2016, respectively (Note 11). Investment property, net of accumulated depreciation, amounted to P75 and P91 as of December 31, 2017 and 2016, respectively (Note 12). Intangible assets with finite useful lives, net of accumulated amortization, amounted to P162 and P208 as of December 31, 2017 and 2016, respectively (Note 14).

Fair Value of Investment Property. The fair value of investment property presented for disclosure purposes is based on market values, being the estimated amount for which the property can be sold, or based on a most recent sale transaction of a similar property within the same vicinity where the investment property is located.

In the absence of current prices in an active market, the valuations are prepared by considering the aggregate estimated future cash flows expected to be received from leasing out the property. A yield that reflects the specific risks inherent in the net cash flows is then applied to the net annual cash flows to arrive at the property valuation.

Estimated fair values of investment property amounted to P162 and P151 as of December 31, 2017 and 2016, respectively (Note 12).

Impairment of Goodwill. The Group determines whether goodwill is impaired at least annually. This requires the estimation of the value in use of the cash-generating units to which the goodwill is allocated. Estimating value in use requires management to make an estimate of the expected future cash flows from the cash-generating unit and to choose a suitable discount rate to calculate the present value of those cash flows.

The recoverable amount of goodwill arising from the acquisition of Petron Malaysia has been determined based on fair value less costs to sell and value in use using discounted cash flows (DCF). Assumptions used in the DCF include terminal growth rate of 3.0% in 2017 and 2016 and discount rates of 6.3% and 5.8% in 2017 and 2016, respectively (Note 13).

Management believes that any reasonably possible change in the key assumptions on which the recoverable amount is based would not cause its carrying amount to exceed its recoverable amount.

The calculations of value in use are most sensitive to the projected sales volume, selling price and improvement in the gross profit margin, and discount rate.

No impairment losses were recognized in 2017, 2016 and 2015 in relation to the goodwill arising from the acquisition of Petron Malaysia which accounts for almost 99% of goodwill in the consolidated statements of financial position as of December 31, 2017 and 2016.

In 2016, the Group fully provided impairment loss for the goodwill arising from the acquisition of PAHL amounting to P298. The impairment loss is included under "Other expenses - net" in the 2016 consolidated statement of income (Notes 13 and 26).

Realizability of Deferred Tax Assets. The Group reviews its deferred tax assets at each reporting date and reduces the carrying amount to the extent that it is no longer probable that sufficient taxable profit will be available to allow all or part of the deferred tax assets to be utilized. The Group's assessment on the recognition of deferred tax assets on deductible temporary differences and carry forward benefits of MCIT and NOLCO is based on the projected taxable income in the following periods.

Deferred tax assets amounted to P207 and P194 as of December 31, 2017 and 2016, respectively (Note 27).

Present Value of Defined Benefit Retirement Obligation. The present value of defined benefit retirement obligation depends on a number of factors that are determined on an actuarial basis using a number of assumptions. These assumptions are described in Note 30 to the consolidated financial statements and include discount rate and salary increase rate.

The Group determines the appropriate discount rate at the end of each year. It is the interest rate that should be used to determine the present value of estimated future cash outflows expected to be required to settle the retirement liabilities. In determining the appropriate discount rate, the Group considers the interest rates on government bonds that are denominated in the currency in which the benefits will be paid. The terms to maturity of these bonds should approximate the terms of the related retirement benefits liability.

Other key assumptions for retirement benefits liability are based in part on current market conditions.

While it is believed that the Group's assumptions are reasonable and appropriate, significant differences in actual experience or significant changes in assumptions may materially affect the Group's retirement benefits liability.

Retirement benefits costs recognized in profit or loss amounted to P508, P579 and P419 in 2017, 2016 and 2015, respectively. Remeasurement losses (gains) of the net defined retirement obligation recognized in other comprehensive income amounted to P1,142, (P2,647) and P3,112 in 2017, 2016 and 2015, respectively. The retirement benefits liability amounted to P4,989 and P3,392 as of December 31, 2017 and 2016, respectively (Note 30).

Asset Retirement Obligation (ARO). The Group has ARO arising from the refinery, leased service stations, terminals and blending plant. Determining ARO requires estimation of the costs of dismantling, installations and restoring leased properties to their original condition. The Group determined the amount of ARO by obtaining estimates of dismantling costs from the proponent responsible for the operation of the asset, discounted at the Group's current credit-adjusted risk-free rate ranging from 6.659% to 9.055% depending on the life of the capitalized costs. While it is believed that the assumptions used in the estimation of such costs are reasonable, significant changes in these assumptions may materially affect the recorded expense or obligation in future periods.

The ARO amounted to P2,681 and P2,324 as of December 31, 2017 and 2016, respectively (Note 19).

5. Cash and Cash Equivalents

This account consists of:

	<i>Note</i>	2017	2016
Cash on hand		P2,701	P1,794
Cash in banks		4,106	5,423
Short-term placements		10,207	10,115
	<i>34, 35</i>	P17,014	P17,332

Cash in banks earn annual interest at the respective bank deposit rates. Short-term placements include demand deposits which can be withdrawn at any time depending on the immediate cash requirements of the Group and earn annual interest at the respective short-term placement rates ranging from 0.05% to 4.50% in 2017, 0.03% to 4.50% in 2016 and 0.05% to 5.00% in 2015 (Note 26).

6. Financial Assets at Fair Value through Profit or Loss

This account consists of:

	<i>Note</i>	2017	2016
Proprietary membership shares	<i>34, 35</i>	P171	P157
Derivative assets	<i>34, 35</i>	165	64
		P336	P221

The fair values presented have been determined directly by reference to published market prices, except for derivative assets which are based on inputs other than quoted prices that are observable (Note 35).

Changes in fair value recognized in 2017, 2016 and 2015 amounted to P14, P10 and P11, respectively (Note 26).

7. Available-for-Sale Financial Assets

This account consists of:

	<i>Note</i>	2017	2016
Government securities		P201	P141
Other debt securities		330	338
	<i>34, 35</i>	531	479
Less current portion		199	71
		P332	P408

Petrogen's government securities are deposited with the Bureau of Treasury in accordance with the provisions of the Insurance Code, for the benefit and security of its policyholders and creditors. These investments bear fixed annual interest rates ranging from 2.13% to 5.30% in 2017, 2.13% to 7.75% in 2016 and 4.47% to 8.88% in 2015 (Note 26).

Ovincor's outstanding corporate bond is maintained at the Bank of N. T. Butterfield and carried at fair value with fixed annual interest rate of 6.75% (Note 26).

The breakdown of investments by contractual maturity dates as of December 31 follows:

	<i>Note</i>	2017	2016
Due in one year or less		P199	P71
Due after one year through six years		332	408
	<i>34, 35</i>	P531	P479

The reconciliation of the carrying amounts of AFS financial assets as of December 31 follows:

	2017	2016
Balance at beginning of year	P479	P621
Additions	131	90
Disposals	(70)	(232)
Amortization of premium	(5)	(7)
Fair value loss	(4)	(2)
Currency translation adjustment	-	9
Balance at end of year	P531	P479

8. Trade and Other Receivables

This account consists of:

	Note	2017	2016
Trade	34	P26,199	P18,338
Related parties - trade	28, 34	726	1,001
Allowance for impairment loss on trade receivables		(776)	(807)
		26,149	18,532
Government		6,151	7,441
Related parties - non-trade	28	5,273	5,127
Others		991	787
Allowance for impairment loss on non-trade receivables		(405)	(339)
		12,010	13,016
	34, 35	P38,159	P31,548

Trade receivables are noninterest-bearing and are generally on a 45-day term. Penalties are charged when the account becomes overdue.

Government receivables pertain to duty drawback, VAT and specific tax claims as well as subsidy receivables from the Government of Malaysia under the Automatic Pricing Mechanism. The amount includes receivables over 30 days but less than one year amounting to P767 and P1,954 as of December 31, 2017 and 2016, respectively. The filing and the collection of claims is a continuous process and is closely monitored.

Related parties - non-trade consists of an advance made by the Parent Company to Petron Corporation Employee Retirement Plan (PCERP) and other receivables from SMC and its subsidiaries.

Others mainly consist of receivables from various non-trade customers and matured hedging transactions.

A reconciliation of the allowance for impairment losses at the beginning and end of 2017 and 2016 is shown below:

	Note	2017	2016
Balance at beginning of year		P1,227	P1,230
Additions	23	10	68
Write off	4	(89)	(97)
Currency translation adjustment		123	26
Balance at end of year		1,271	1,227
Less noncurrent portion for long-term receivables	14	90	81
		P1,181	P1,146

As of December 31, 2017 and 2016, the age of past due but not impaired trade accounts receivable is as follows (Note 34):

	Past Due but not Impaired				Total
	Within 30 days	31 to 60 Days	61 to 90 Days	Over 90 Days	
December 31, 2017					
Reseller	P95	P20	P7	P6	P128
Lubes	40	8	2	40	90
Gasul	67	26	20	-	113
Industrial	69	4	239	140	452
Others	17	27	29	90	163
	P288	P85	P297	P276	P946
December 31, 2016					
Reseller	P107	P8	P2	P10	P127
Lubes	1	-	6	-	7
Gasul	57	2	2	-	61
Industrial	15	9	95	263	382
Others	88	35	23	131	277
	P268	P54	P128	P404	P854

No allowance for impairment losses is necessary as regard to these past due but unimpaired trade receivables based on past collection experience. There are no significant changes in credit quality. As such, these amounts are still considered recoverable.

9. Inventories

This account consists of:

	2017	2016
Crude oil and others	P29,538	P24,474
Petroleum	20,359	13,418
Lubes, greases and aftermarket specialties	2,544	2,754
Materials and supplies	4,163	3,501
	P56,604	P44,147

The cost of these inventories amounted to P57,393 and P44,936 as of December 31, 2017 and 2016, respectively.

If the Group used the moving-average method (instead of the first-in, first-out method, which is the Group's policy), the cost of petroleum, crude oil and other products would have increased by P61 and P1,906 as of December 31, 2017 and 2016, respectively.

Inventories (including distribution or transshipment costs) charged to cost of goods sold amounted to P369,695, P283,169 and P311,526 in 2017, 2016 and 2015, respectively (Note 22).

Research and development costs on these products constituted the expenses incurred for internal projects in 2017 and 2016 (Note 23).

The movements in allowance for write-down of inventories to NRV and inventory obsolescence at the beginning and end of 2017 and 2016 follow:

	Note	2017	2016
Balance at beginning of year		P789	P684
Loss on inventory obsolescence	4	-	327
Reversals		-	(223)
Currency translation adjustment		-	1
Balance at end of year		P789	P789

As of December 31, 2017 and 2016, there is no allowance for write-down of inventories to NRV recognized by the Group.

The losses and reversals are included as part of "Cost of goods sold" account in the consolidated statements of income (Note 22).

Reversal of write-down corresponds to inventories sold during the year.

10. Investment in Shares of Stock of an Associate

This account consists of:

	2017	2016
Acquisition Cost		
Balance at beginning of year	P1,405	P1,405
Disposal/reclassification	(1,405)	-
Balance at end of year	-	1,405
Share in Total Comprehensive Income		
Balance at beginning of year	478	409
Share in net income during the year	63	66
Share in other comprehensive income	3	3
Disposal/reclassification	(544)	-
Balance at end of year	-	478
	P -	P1,883

Investment in shares of stock of an associate pertains to 35% investment in Manila North Harbour Port Inc. (MNHPI), a company incorporated in the Philippines, prior to its disposal in October 2017.

On January 3, 2011, the Parent Company entered into a Share Sale and Purchase Agreement with Harbour Centre Port Terminal, Inc. for the purchase of 35% of the outstanding and issued capital stock of MNHPI.

Prior to the disposal of MNHPI shares in 2017, last transaction relative to the investment in MNHPI was the advances made by the Parent Company amounting to P525 as deposit for future subscription in February 2015. Following the approval of the increase in the authorized capital stock of MNHPI by the SEC, the Parent Company was issued stock certificate for 7,000,000 shares in December 2015, representing 35% of the increase in the authorized capital stock of MNHPI.

On September 21, 2017, the Parent Company signed the Share Purchase Agreement (SPA) with International Container Terminal Services, Inc. (ICTSI) for the sale by the Parent Company of its 10,449,000 shares in MNHPI equal to 34.83% of MNHPI's outstanding shares for a total consideration of P1,750. The completion of the SPA was subject to several conditions.

On October 30, 2017, all conditions for the completion of the sale of the Parent Company's shares in MNHPI had been complied with and accordingly, the purchase price had been paid. As a result of the transaction, the Group recognized loss on disposal of investments amounting to P189 included as part of "Other expenses - net" account in the 2017 consolidated statement of income (Note 26).

The remaining 51,000 shares representing 0.17% interest in MNHPI was also intended to be sold to a related party effectively rendering the remaining MNHPI shares as assets held for sale as of December 31, 2017. The proposed sale is still subject to negotiations as of December 31, 2017. Asset held for sale with carrying amount of P9 is recognized as part of "Other current assets" account in the consolidated statement of financial position as of December 31, 2017 (Note 14).

Following are the condensed financial information of MNHPI as of and for the periods ended September 30, 2017 and December 31, 2016:

	September 30 2017	December 31 2016
Percentage of ownership	35%*	35%
Current assets	P2,098	P2,698
Noncurrent assets	12,765	11,349
Current liabilities	(6,236)	(5,574)
Noncurrent liabilities	(4,078)	(4,102)
Net assets	P4,549	P4,371
Sales	P2,504	P2,984
Net income	P179	P188
Other comprehensive income	-	9
Total comprehensive income	P179	P197
Share in net assets	P -	P1,530
Goodwill	-	353
Carrying amount of investment in shares of stock of an associate	P -	P1,883

**The remaining 0.17% equity interest in MNHPI as of December 31, 2017 was classified as "Asset held for sale" (Note 14).*

11. Property, Plant and Equipment

The movements and balances as of and for the years ended December 31 follow:

	Buildings and Improvements and Related Facilities	Refinery and Plant Equipment	Service Stations and Other Equipment	Computers, Office and Motor Equipment	Land and Leasehold Improvements	Construction in-Progress	Total
Cost							
January 1, 2016	P28,248	P49,785	P16,230	P4,703	P13,274	P116,585	P228,825
Additions	289	18,065	363	293	467	3,749	23,226
Disposals/reclassifications	34	94,310	(494)	(348)	186	(95,033)	(1,345)
Currency translation adjustment	332	103	73	4	77	18	607
December 31, 2016	28,903	162,263	16,172	4,652	14,004	25,319	251,313
Additions	563	1,307	405	232	237	6,954	9,698
Disposals/reclassifications	2,162	20,628	159	(68)	(315)	(24,983)	(2,417)
Currency translation adjustment	876	1,106	700	135	705	139	3,661
December 31, 2017	32,504	185,304	17,436	4,951	14,631	7,429	262,255
Accumulated Depreciation and Amortization							
January 1, 2016	17,425	33,088	11,140	3,448	2,127	-	67,228
Additions	1,255	5,010	1,192	655	134	-	8,246
Disposals/reclassifications	(85)	(20)	(369)	(477)	(61)	-	(1,012)
Currency translation adjustment	143	173	24	(97)	4	-	247
December 31, 2016	18,738	38,251	11,987	3,529	2,204	-	74,709
Additions	1,315	7,200	868	416	162	-	9,961
Disposals/reclassifications	(380)	25	(1,064)	(241)	(342)	-	(2,002)
Currency translation adjustment	532	820	416	93	36	-	1,897
December 31, 2017	20,205	46,296	12,207	3,797	2,060	-	84,565
Carrying Amount							
December 31, 2016	P10,165	P124,012	P4,185	P1,123	P11,800	P25,319	P176,604
December 31, 2017	P12,299	P139,008	P5,229	P1,154	P12,571	P7,429	P177,690

No interest was capitalized in 2017 and 2016 (Note 18). No impairment loss was required to be recognized in 2017, 2016 and 2015 based on management's assessment of impairment indicators.

Capital Commitments

As of December 31, 2017 and 2016, the Group has outstanding commitments to acquire property, plant and equipment amounting to P10,615 and P7,756, respectively.

12. Investment Property

The movements and balances as of and for the years ended December 31 follow:

	Land	Building	Total
Cost			
January 1, 2016	P100	P25	P125
Disposal	(20)	-	(20)
December 31, 2016	80	25	105
Disposal	(15)	-	(15)
December 31, 2017	65	25	90
Accumulated Depreciation			
January 1, 2016	-	13	13
Depreciation	-	1	1
December 31, 2016	-	14	14
Depreciation	-	1	1
December 31, 2017	-	15	15
Carrying Amount			
December 31, 2016	P80	P11	P91
December 31, 2017	P65	P10	P75

The Group's investment property pertains to a property located in Tagaytay and parcels of land in various locations.

Estimated fair value of the Tagaytay property amounted to P44 as of December 31, 2017 and 2016 based on the appraisal made in February 2017. The fair value was calculated using market approach.

The Group's parcels of land are located in Metro Manila and some major provinces. As of December 31, 2017 and 2016, the aggregate fair market values of the properties amounting to P118 and P107, respectively, determined by independent appraisers in 2018 and 2013, respectively, using market approach, is higher than their carrying amount, considering recent market transactions and specific conditions related to the parcels of land as determined by NVRC.

The fair market value of investment property has been categorized as Level 3 in the fair value hierarchy based on the inputs used in the valuation technique (Note 4).

The fair value of investment property was determined by external, independent property appraisers having appropriate recognized professional qualifications and recent experience in the location and category of the property being valued. The independent appraisers provide the fair value of the Group's investment property on a regular basis.

13. Investment in Shares of Stock of Subsidiaries and Goodwill

The following are the major developments relating to the Parent Company's investment in shares of stock of subsidiaries:

a. *PAHL*

Although the Group owns less than half of the voting power of PAHL, prior to the acquisition of the remaining equity interest in 2016, management has assessed, in accordance with PFRS 10, that the Group has control over PAHL on a de facto basis. Accordingly, the Group consolidated PAHL beginning January 1, 2013.

On November 17, 2015, the Parent Company subscribed to additional 18,324,889 ordinary shares of PAHL for a total consideration of US\$11,746,724 which effectively increased the Parent Company's ownership interest by 1.40% to 47.25%.

On March 18, 2016, the Parent Company subscribed to additional 43,125,482 ordinary shares of PAHL for a total consideration of US\$27,644,540 which effectively increased the Parent Company's ownership interest from 47.25% to 50.26%.

On July 25, 2016, the Parent Company purchased the remaining 273,000,000 ordinary shares and 102,142,858 "B" ordinary shares in PAHL for a total of 375,142,858 shares owned by PCERP for a total purchase price of P1,921. Petron's ownership interest in PAHL has increased from 50.26% to 100%.

As a result of the foregoing transactions, non-controlling interest in PAHL has been derecognized in 2016.

b. *PGL*

On various dates in 2015, the Parent Company subscribed to additional common shares of PGL as follows:

Date	No. of Shares	Amount Per Share (in US\$)	Total (in US\$)
March 13, 2015	9,354,136	1.00	9,354,136
April 13, 2015	1,710,231	1.00	1,710,231
May 13, 2015	1,067,462	1.00	1,067,462

PGL has issued an aggregate of 73,559,188 common shares from 2012 to 2014 with a par value of US\$1.00 per share to Petron and 150,000,000 cumulative, non-voting, non-participating and non-convertible preferred shares series A and 200,000,000 cumulative, non-voting, non-participating and non-convertible preferred shares series B at an issue price equal to the par value of each share of US\$1.00 to a third party investor. The said preferred shares were redeemed on May 13, 2015 at US\$1.00 per share. Consequently, non-controlling interest in PGL has been transferred to retained earnings attributable to the equity holders of the Parent Company.

As of December 31, 2017 and 2016, the Parent Company holds a total of 85,691,017 common shares in PGL representing 100% of the voting capital stock of PGL.

c. *Las Lucas and MHI*

On December 19, 2017, the BOD and stockholders of the subsidiaries of NVRC, Las Lucas and MHI, approved the merger between Las Lucas and MHI effective (to the extent allowed by applicable law or regulation) on the first day of the month following the issuance by the SEC of the certificate of merger, wherein Las Lucas will be the surviving entity.

Upon the effective date of merger, all the respective rights, businesses, powers, privileges, immunities, franchises, assets and other properties of MHI including, but not limited to, all real and personal properties, contractual and property rights, licenses, privileges, property rights, claims, bank deposits, stocks, accounts receivable, retained earnings, credit lines, supplies, equipment, investments of whatever nature, including subscriptions to shares, choses in action, goodwill, intangible assets and such other assets, owned or which may have been acquired by MHI shall be conveyed, assigned, and transferred to, possessed and owned by, and vested in Las Lucas .

The Plan of Merger was submitted with the SEC in January 2018. The application for merger is still pending approval by the SEC as of March 13, 2018.

Goodwill

The movements and balances of goodwill as of and for the years ended December 31 are as follows:

	<i>Note</i>	2017	2016
Cost			
Balance at beginning of year		P7,480	P7,694
Translation adjustments		797	84
Balance at end of year		8,277	7,778
Less impairment loss during the year	26	-	298
Net carrying amount		P8,277	P7,480

Impairment of Goodwill from Petron Malaysia

Goodwill arising from the acquisition of Petron Malaysia, which accounts for 99% of total goodwill in the consolidated statements of financial position as of December 31, 2017 and 2016, is allocated at the POGI Group cash generating unit (CGU) instead of each individual acquiree company's CGU as it is expected that the POGI Group CGU will benefit from the synergies created from the acquiree companies in combination.

For the goodwill allocated to the POGI Group CGU, the recoverable amount of goodwill has been determined based on value in use (VIU). The VIU is based on cash flows projections for five (5) years using a terminal growth rate of 3.0% in 2017 and 2016 and discount rates of 6.3% and 5.8% in 2017 and 2016, respectively. The values assigned to the key assumptions represent management's assessment of future trends in the industry and are based on internal sources (i.e., historical data). The discount rate is based on the weighted average cost of capital (WACC) using the Capital Asset Pricing Model (CAPM) by taking into consideration the debt equity capital structure and cost of debt of comparable companies and cost of equity based on appropriate market risk premium.

The financial projection used in the VIU calculation is highly dependent on the following underlying key drivers of growth in profitability:

- *Sales Volume.* Majority of the sales volume is generated from the domestic market of the CGU. The growth in projected sales volume would mostly contributed from retail and commercial segments. Retail sales refer to sales of petroleum products through petrol stations. Commercial sales refer to sales to industrial, wholesale, aviation and LPG accounts.
- *Selling Price and Improvement in the Gross Profit Margin.* Management has projected an improvement in selling price in 2018, and thereafter, it is projected to remain constant during the forecast period. Management also expects improvement in gross profit margin to be achieved through overall growth in sales volume along with better sales mix and better cost management.

For purposes of growth rate sensitivity, a growth rate scenario of 2%, 3% and 4% is applied on the discounted cash flows analysis. Based on the sensitivity analysis, any reasonably possible change in the key assumptions would not cause the carrying amount of goodwill to exceed its recoverable amount.

No impairment losses were recognized in 2017, 2016 and 2015 in relation to the goodwill arising from the acquisition of Petron Malaysia.

Impairment of Goodwill from PAHL

For the goodwill allocated to PAHL, the recoverable amount of goodwill has been determined based on fair value less costs to sell. The fair value was calculated using market approach which has been categorized as Level 3 in the fair value hierarchy.

In 2016, the Group fully provided impairment loss for the goodwill arising from the acquisition of PAHL amounting to P298. The impairment loss is included under "Other expenses - net" in the 2016 consolidated statement of income (Note 26).

The following table summarizes the financial information relating to each of the Group's subsidiaries that has material non-controlling interests:

	December 31, 2017		December 31, 2016	
	NVRC	PMRMB	NVRC	PMRMB
Non-controlling Interests Percentage	60.00%	26.60%	60.00%	26.60%
Carrying amount of non-controlling interest	P558	P5,406	P474	P3,855
Current assets	P350	P19,595	P308	P16,744
Noncurrent assets	5,521	13,844	5,296	12,601
Current liabilities	(237)	(13,274)	(205)	(13,946)
Noncurrent liabilities	(4,229)	(1,599)	(4,135)	(2,492)
Net assets	P1,405	P18,566	P1,264	P12,907
Net income attributable to non-controlling interests	P84	P1,264	P57	P725
Other comprehensive income attributable to non-controlling interests	P -	P473	P -	P28
Sales	P584	P121,701	P593	P87,124
Net income	P141	P4,754	P96	P2,727
Other comprehensive income	-	28	-	105
Total comprehensive income	P141	P4,782	P96	P2,832
Cash flows provided by operating activities	P292	P4,271	P222	P3,881
Cash flows used in investing activities	(82)	(389)	(429)	(525)
Cash flows provided by (used in) financing activities	(213)	(4,519)	128	(3,221)
Effects of exchange rate changes on cash and cash equivalents	-	(2)	-	2
Net increase (decrease) in cash and cash equivalents	(P3)	(P639)	(P79)	P137

Net loss and other comprehensive income attributable to non-controlling interest of PAHL prior to the acquisition of the remaining equity interest in 2016 amounted to (P60) and P4, respectively, while other comprehensive loss attributable to non-controlling interest of PGL in 2016 amounted to P296.

14. Other Assets

This account consists of:

	Note	2017	2016
Current:			
Prepaid taxes		P19,025	P24,478
Input VAT		12,337	6,097
Prepaid expenses	28	1,383	1,518
Special-purpose fund		147	140
Asset held for sale	10	9	-
Tax recoverable		1	-
Others		276	266
		P33,178	P32,499
Noncurrent:			
Prepaid rent		P2,600	P2,211
Input VAT		1,832	2,229
Catalyst - net		503	833
Long-term receivables - net	34, 35	228	205
Noncurrent deposits	34, 35	90	81
Others - net		706	856
		P5,959	P6,415

The "Others - net" under "Noncurrent" account includes software, marketing assistance to dealers, other prepayments, franchise fees, licenses and other intangible assets amounting to P693 and P850 as of December 31, 2017 and 2016, respectively, net of amortization amounting to P282 and P349 as of December 31, 2017 and 2016, respectively.

The amortization of prepaid rent amounted to P195, P207 and P189 in 2017, 2016 and 2015, respectively.

Amortization of software, marketing assistance to dealers, other prepayments, franchise fees, other intangibles and prepaid rent included as part of "Depreciation and amortization" under "Selling and administrative expenses" account in the consolidated statements of income amounted to P138, P214 and P285 in 2017, 2016 and 2015, respectively (Notes 23 and 25).

Amortization of catalyst, licenses and other prepayments included as part of "Depreciation and amortization" under "Cost of goods sold" account in the consolidated statements of income amounted to P684, P837 and P433 in 2017, 2016 and 2015, respectively (Notes 22 and 25).

15. Short-term Loans

This account pertains to unsecured Philippine peso, US dollar and Malaysian ringgit-denominated loans obtained from various banks with maturities ranging from 4 to 120 days and annual interest ranging from 2.35% to 6.02% in 2017, 2.85% to 6.22% in 2016 and 2.75% to 6.20% in 2015 (Note 26). These loans are intended to fund the importation of crude oil and petroleum products (Note 9) and working capital requirements.

Interest expense on short-term loans amounted to P2,323 both in 2017 and 2016 and P3,284 in 2015 (Note 26).

16. Liabilities for Crude Oil and Petroleum Products

This account pertains to liabilities to suppliers of crude oil, petroleum and other products that are noninterest-bearing and generally settled on a 30-day term. Details of the supply agreements in relation to importations of crude oil requirements of the Group are disclosed in Note 31.

Liabilities for crude oil and petroleum products are payable to the following:

	Note	2017	2016
Third parties		P36,895	P29,563
Related parties	28	25	403
	34, 35	P36,920	P29,966

17. Trade and Other Payables

This account consists of:

	Note	2017	2016
Trade		P5,540	P4,545
Specific taxes and other taxes payable		1,358	2,352
Accrued payroll		52	119
Due to related parties	28	774	5,474
Accrued interest		533	713
Accrued rent		817	892
Dividends payable		239	218
Insurance liabilities		78	66
Retention payable		641	336
Deferred liability on customer loyalty program		1,024	750
Retirement benefits liability	30	104	77
Others	39	444	619
	34, 35	P11,604	P16,161

Trade payables are liabilities to haulers, contractors and suppliers that are noninterest-bearing and are generally settled on a 30-day term.

Others include provisions (Note 39), accruals of selling and administrative expenses, and advances which are normally settled within a year.

18. Long-term Debt

This account consists of:

	<i>Note</i>	2017	2016
Unsecured Peso-Denominated (net of debt issue costs)			
Fixed rate corporate notes of 7% due in 2017	<i>(a)</i>	P -	P19,964
Fixed rate corporate notes of 6.3212% due until 2018 and 7.1827% due until 2021	<i>(b)</i>	3,369	3,401
Term loan of 5.4583% due until 2022	<i>(f)</i>	4,986	4,981
Fixed rate retail bonds of 4.0032% due in 2021 and 4.5219% due in 2023	<i>(g)</i>	19,835	19,801
Fixed rate corporate notes of 5.5276% due quarterly until 2024	<i>(i)</i>	14,380	-
Fixed rate corporate notes of 5.7584% due until 2022	<i>(j)</i>	9,950	-
Unsecured Foreign Currency-Denominated (net of debt issue costs)			
Floating rate dollar loan - MYR100 million	<i>(c)</i>	-	832
Floating rate dollar loan - MYR100 million	<i>(c)</i>	-	920
Floating rate dollar loan - MYR50 million	<i>(c)</i>	-	506
Floating rate dollar loan - US\$475 million	<i>(d)</i>	-	6,556
Floating rate dollar loan - US\$550 million	<i>(e)</i>	-	22,891
Floating rate dollar loan - US\$1,000 million due until 2022	<i>(h)</i>	49,185	-
	33, 34, 35	101,705	79,852
Less current portion		3,789	20,911
		P97,916	P58,941

- a. On November 10, 2010, the Parent Company issued P20,000 Peso-denominated Notes, payable in US dollar. The notes bear interest of 7% per annum, payable semi-annually in arrears on May 10 and November 10 of each year. The principal and interest will be translated into and paid in US dollar based on the average representative market rate at the applicable rate calculation date at the time of each payment. The notes matured and were repaid on November 10, 2017.
- b. The Parent Company issued Fixed Rate Corporate Notes (FXCN) totaling P3,600 on October 25, 2011. The FXCNs consisted of Series A Notes amounting to P690 having a maturity of up to 7 years from issue date and Series B Notes amounting to P2,910 having a maturity of up to 10 years from issue date. The FXCNs are subject to fixed interest coupons of 6.3212% per annum for the Series A Notes and 7.1827% per annum for the Series B Notes. The net proceeds from the issuance were used for general corporate requirements.
- c. On March 17, 2014, PMRMB availed of Malaysian ringgit (MYR) 100 million (P1,374) loan. Additionally, on June 27, 2014, PMRMB availed of MYR 100 million (P1,359) and on July 25, 2014, PFISB availed of five-year MYR 50 million (P685) loan. Proceeds from the loans were used to finance the refurbishment of the retail stations in Malaysia. All loans bear an interest rate of Cost of Fund (COF) +1.5%. All the remaining balances of the loans were prepaid on various dates in 2017.

- d. On May 14, 2014, the Parent Company signed and executed a US\$300 million term loan facility. The facility is amortized over 5 years with a 2-year grace period and is subject to a floating interest rate based on LIBOR plus a fixed spread. Proceeds were used to refinance existing debt and for general corporate purposes. Drawdowns and their respective amounts were made on the following dates: May 27, 2014 (US\$70 million); June 4, 2014 (US\$118 million); June 20, 2014 (US\$70 million) and July 2, 2014 (US\$42 million). On September 29, 2014, the Parent Company completed the syndication of the facility, raising the facility amount to US\$475 million. Drawdowns related to the additional US\$175 million were made as follows: October 24, 2014 (US\$70 million) and November 6, 2014 (US\$105 million). Amortization in seven equal amounts started in May 2016, with final amortization due in May 2019. In 2015, 2016 and 2017, the Parent Company made payments on the following dates: September 29, 2015 (US\$65 million); November 27, 2015 (US\$70 million); March 31, 2016 (US\$40 million); October 28, 2016 (US\$165 million); March 31, 2017 (US\$20 million) and June 28, 2017 (US\$115 million). As of December 31, 2017, the term loans from the facility have been fully paid.
- e. On July 29, 2015, the Parent Company drew US\$550 million from a US\$550 million refinancing facility which was signed and executed on July 20, 2015. The facility is amortized over 5 years with a 2-year grace period and is subject to a floating interest rate based on LIBOR plus a fixed spread. The proceeds were used to pay in full the remaining outstanding balances of about US\$206 million and US\$345 million under the US\$480 million term loan facility and the US\$485 million term loan facility, respectively. On November 11, 2015, the Parent Company completed the syndication of the new facility with 29 banks. On October 28, 2016 and June 28, 2017, the Parent Company made partial and full payments amounting to US\$80 million and US\$470 million, respectively.
- f. On October 13, 2015, the Parent Company drew P5,000 from a P5,000 term loan which was signed and executed on October 7, 2015. The facility is amortized over 7 years with a 2-year grace period and is subject to a fixed rate of 5.4583% per annum. The net proceeds from the issuance were used to repay currently maturing obligations and for general corporate requirements.
- g. On October 27, 2016, the Parent Company issued P20,000 retail bonds (the "Bonds") divided into Series A (P13,000) and Series B (P7,000). Series A Bonds is due on October 27, 2021 with interest rate of 4.0032% per annum. Series B Bonds will mature on October 27, 2023 with interest rate of 4.5219% per annum. Interests on these Bonds are payable quarterly on January 27, April 27, July 27 and October 27 of each year. The proceeds from the issuance of the Bonds were used to partially settle the US\$475 million and US\$550 million Term Loan facilities, to repay short-term loans and for general corporate requirements. The Bonds were listed with the Philippine Dealing & Exchange Corp. on October 27, 2016.
- h. On June 16, 2017, the Parent Company signed and executed a US\$1,000 million term facility and has initially drawn US\$600 million on June 28, 2017. The proceeds were used to pay in full the outstanding balances of US\$115 million and US\$470 million loans under the US\$475 million and US\$550 million term loan facilities, respectively. On October 10, 2017, the Parent Company drew the remaining US\$400 million from the facility. The proceeds of which were used to settle the P20,000 Peso-denominated Notes which matured on November 10, 2017. The facility is amortized over 5 years with a 2-year grace period and is subject to a floating interest rate based on LIBOR plus a spread.

- i. On July 25, 2017, the Parent Company drew P15,000 from a P15,000 term loan facility which was signed on July 14, 2017 and executed on July 17, 2017. The facility is amortized over 7 years and is subject to a fixed interest rate of 5.5276% per annum. The proceeds were used to refinance the bridge loan availed on December 23, 2016 for the acquisition of the Refinery Solid Fuel-Fired Power Plant (the "Power Plant") as discussed in Note 28.
- j. On December 29, 2017, the Parent Company drew P10,000 from a P10,000 bilateral facility which was signed and executed on December 28, 2017. The facility is amortized quarterly for five years beginning on the fifth quarter and is subject to a fixed rate of 5.7584% per annum. The proceeds were used to fund permanent working capital requirements.

The above-mentioned loan agreements contain, among others, covenants relating to merger and consolidation, maintenance of certain financial ratios, working capital requirements and restrictions on guarantees.

As of December 31, 2017 and 2016, the Group has complied with the covenants of its debt agreements.

Total interest incurred on the above-mentioned long-term loans (including amortization of debt issue costs) amounted to P5,140, P4,155 and P1,013 for the years ended 2017, 2016 and 2015, respectively (Note 26). No interest was capitalized in 2017 and 2016 (Note 11).

Movements in debt issue costs follow:

	Note	2017	2016
Balance at beginning of year		P915	P1,208
Additions		978	205
Amortization for the year	26	(820)	(498)
Balance at end of year		P1,073	P915

Repayment Schedule

As of December 31, 2017 and 2016, the annual maturities of long-term debt are as follows:

2017 Year	Gross Amount	Debt Issue Costs	Net
2018	P3,820	P31	P3,789
2019	19,938	602	19,336
2020	19,938	234	19,704
2021	35,557	150	35,407
2022	12,775	41	12,734
2023 and beyond	10,750	15	10,735
	P102,778	P1,073	P101,705

<u>2016</u> Year	Gross Amount	Debt Issue Costs	Net
2017	P20,956	P45	P20,911
2018	13,679	519	13,160
2019	12,642	116	12,526
2020	8,842	30	8,812
2021	16,648	134	16,514
2022 and beyond	8,000	71	7,929
	P80,767	P915	P79,852

19. Asset Retirement Obligation

Movements in the ARO are as follows:

	<i>Note</i>	2017	2016
Balance at beginning of year		P2,324	P1,809
Additions		74	129
Effect of change in discount rate		98	278
Accretion for the year	22, 26	182	141
Effect of change in lease term		7	-
Settlement		(4)	(33)
Balance at end of year		P2,681	P2,324

20. Other Noncurrent Liabilities

	<i>Note</i>	2017	2016
Cylinder deposits		P577	P499
Cash bonds		400	387
Others		60	73
	34, 35	P1,037	P959

“Others” account includes liability to a contractor and supplier.

21. Equity

a. Capital Stock

Common Shares

Pursuant to the registration statement rendered effective by the SEC on May 18, 1995 and the permit to sell issued by the SEC dated May 30, 1995, 10,000,000,000 common shares of the Parent Company with par value of P1.00 per share were offered for sale at an offer price of P1.00 per share. As of December 31, 2017 and 2016, the Parent Company had 144,316 and 145,602 stockholders with at least one board lot at the PSE, respectively, for a total of 9,375,104,497 (P1.00 per share par value) issued and outstanding common shares.

Preferred Shares

On January 21, 2010, the SEC approved the Parent Company's amendment to its articles of incorporation to reclassify 624,895,503 unissued common shares into preferred shares with a par value of P1.00 per share, as part of its authorized capital stock. On February 12, 2010, the SEC issued an order permitting the Parent Company's offer and sale of 50,000,000 peso-denominated, cumulative, non-participating and non-voting preferred shares, with an oversubscription option of 50,000,000 preferred shares (collectively, the "2010 Preferred Shares") to the public at an issue price of P100.00 per share. Proceeds from issuance in excess of par value less related transaction costs amounting to P9,764 was recognized as additional paid-in capital. Dividend rate of 9.5281% per annum computed in reference to the issue price was payable every March 5, June 5, September 5 and December 5 of each year, when declared by the Parent Company's BOD. The 2010 Preferred Shares were listed with PSE on March 5, 2010.

On October 17, 2014, the SEC issued an order permitting the Parent Company's public offering and sale of 7,000,000 cumulative, non-voting, non-participating, non-convertible, peso-denominated perpetual preferred shares with an oversubscription option of 3,000,000 preferred shares (collectively, the "Series 2 Preferred Shares") at an issue price of P1,000.00 per share.

On November 3, 2014, the Parent Company issued and listed in the PSE 10,000,000 Series 2 Preferred Shares at an offer price of P1,000.00 per share. The Series 2 Preferred Shares were issued in two (2) sub-series, (i) 7,122,320 Series 2A preferred shares (the "Series 2A Preferred Shares") and (ii) 2,877,680 Series 2B preferred shares (the "Series 2B Preferred Shares"). Proceeds from issuance in excess of par value less related transaction costs amounting to P9,889 was recognized as additional paid-in capital.

The Series 2A Preferred Shares may be redeemed by the Parent Company starting on the fifth anniversary from the listing date while the Series 2B Preferred Shares may be redeemed starting on the seventh anniversary from the listing date. Series 2A and Series 2B Preferred Shares have dividend rates of 6.3000% and 6.8583%, respectively. Cash dividends are payable quarterly every February 3, May 3, August 3 and November 3 of each year, as and if declared by the Parent Company's BOD.

All shares rank equally as regards to the Parent Company's residual assets, except that holders of preferred shares participate only to the extent of the issue price of the shares plus any accumulated and unpaid cash dividends.

On March 5, 2015, the Parent Company redeemed the 2010 Preferred Shares at P100.00 per share, which were delisted by the PSE on March 6, 2015 in line with the latter's rule on the delisting of redeemed shares which are not re-issuable at the time of redemption under the issuing company's articles of incorporation. On July 6, 2015, the SEC approved the amendment of the articles of incorporation of the Parent Company to provide a re-issuability feature of its preferred shares.

As of December 31, 2017 and 2016, the Parent Company had 10,000,000 (P1 par value) issued and outstanding preferred shares. The total number of preferred shareholders with at least one board lot at the PSE as of December 31, 2017 and 2016 are as follows:

	2017	2016
Series 2A Preferred Shares	48	49
Series 2B Preferred Shares	31	31
	79	80

b. Retained Earnings

i. Declaration of Cash Dividends

On various dates in 2016 and 2017, the Parent Company's BOD approved the declaration of cash dividends for common and preferred shareholders with the following details:

Type	Per Share	Date of Declaration	Date of Record	Date of Payment
2015				
Common	P0.05000	March 17, 2015	April 1, 2015	April 16, 2015
Series 2A	15.75000	March 17, 2015	April 17, 2015	May 4, 2015
Series 2B	17.14575	March 17, 2015	April 17, 2015	May 4, 2015
Series 2A	15.75000	March 17, 2015	July 20, 2015	August 3, 2015
Series 2B	17.14575	March 17, 2015	July 20, 2015	August 3, 2015
Series 2A	15.75000	August 10, 2015	October 16, 2015	November 3, 2015
Series 2B	17.14575	August 10, 2015	October 16, 2015	November 3, 2015
Series 2A	15.75000	August 10, 2015	January 18, 2016	February 3, 2016
Series 2B	17.14575	August 10, 2015	January 18, 2016	February 3, 2016
2016				
Common	P0.10000	March 15, 2016	March 31, 2016	April 14, 2016
Series 2A	15.75000	March 15, 2016	April 15, 2016	May 3, 2016
Series 2B	17.14575	March 15, 2016	April 15, 2016	May 3, 2016
Series 2A	15.75000	March 15, 2016	July 15, 2016	August 3, 2016
Series 2B	17.14575	March 15, 2016	July 15, 2016	August 3, 2016
Series 2A	15.75000	August 8, 2016	October 14, 2016	November 3, 2016
Series 2B	17.14575	August 8, 2016	October 14, 2016	November 3, 2016
Series 2A	15.75000	August 8, 2016	January 13, 2017	February 3, 2017
Series 2B	17.14575	August 8, 2016	January 13, 2017	February 3, 2017
2017				
Common	P0.10000	March 14, 2017	March 28, 2017	April 12, 2017
Series 2A	15.75000	March 14, 2017	April 12, 2017	May 3, 2017
Series 2B	17.14575	March 14, 2017	April 12, 2017	May 3, 2017
Series 2A	15.75000	March 14, 2017	July 18, 2017	August 3, 2017
Series 2B	17.14575	March 14, 2017	July 18, 2017	August 3, 2017
Series 2A	15.75000	August 8, 2017	October 16, 2017	November 3, 2017
Series 2B	17.14575	August 8, 2017	October 16, 2017	November 3, 2017
Series 2A	15.75000	August 8, 2017	January 16, 2018	February 5, 2018
Series 2B	17.14575	August 8, 2017	January 16, 2018	February 5, 2018

Total cash dividends declared by the Parent Company amounted to P1,584 both in 2017 and 2016 and P1,114 in 2015.

ii. Appropriation for Capital Projects

On May 11, 2011, the Parent Company's BOD approved the proposal to revise the current level of appropriated retained earnings of P15,372 to P25,000 for the Parent Company's Refinery Master Plan 2 (RMP-2) project. On January 1, 2016, RMP-2 Project commenced commercial operation, thus, on May 5, 2016, the Parent Company's BOD approved the reversal of P25,000 appropriation for the Parent Company's RMP-2 and the re-appropriation of retained earnings amounting to P15,000 for capital projects in 2016 and 2017 which are expected to be completed within five years from the date of the approval.

On August 23, 2016, Las Lucas' BOD approved the reversal of appropriation made in 2010 amounting to P5 (P3 - attributable to non-controlling interest) which was aimed to fund its construction management service. On September 29, 2015, NVRC's BOD approved the appropriation of retained earnings of P200 (P120 - attributable to non-controlling interest) and on December 20, 2016, an additional appropriation of P200 (P120 - attributable to non-controlling interest) was approved, both for the programmed lot acquisitions which are expected to be completed in 2019.

The appropriated retained earnings attributable to the equity holders of the Parent Company as of December 31, 2017 and 2016 amounted to P15,160.

- c. The Group's unappropriated retained earnings include its accumulated equity in net earnings of subsidiaries, joint ventures and an associate amounting to P20,539, P15,040 and P11,401 as of December 31, 2017, 2016 and 2015, respectively. Such amounts are not available for declaration as dividends until declared by the respective investees.
- d. Equity reserves pertain to reserve for retirement plan, unrealized fair value losses on AFS financial assets, exchange differences on translation of foreign operations and others. Reserve for retirement plan pertains to the cumulative remeasurements of the Group's defined benefit retirement plan.
- e. Undated Subordinated Capital Securities (USCS)

In February 2013, the Parent Company issued US\$500 million USCS at an issue price of 100% ("Original Securities"). In March 2013, the Parent Company issued under the same terms and conditions of the Original Securities an additional US\$250 million at a price of 104.25% ("New Securities"). The New Securities constituted a further issuance of, were fungible with, and were consolidated and formed a single series with the Original Securities (the "Original Securities" and, together with the "New Securities", the "Securities"). Proceeds were applied by the Parent Company for capital and other expenditures of RMP-2 as well as for general corporate purposes.

The Securities were offered for sale and sold to qualified buyers and not more than 19 institutional lenders. Hence, each sale of the Securities was considered an exempt transaction for which no confirmation of exemption from the registration requirements of The Securities Regulation Code (SRC) was required to be filed with the SEC. In compliance with the amended rules of the SRC, notices of exemption for the issuances of the Securities were filed with the SEC on February 12, 2013 for the Original Securities and on March 19, 2013 for the New Securities.

Holders of the Securities are conferred a right to receive distribution on a semi-annual basis from their issue date at the rate of 7.5% per annum, subject to a step-up rate. The Parent Company has a right to defer this distribution under certain conditions.

The Securities have no fixed redemption date and are redeemable in whole, but not in part, at their principal amounts together with any accrued, unpaid or deferred distributions at the Parent Company's option on or after August 6, 2018 or on any distribution payment date thereafter or upon the occurrence of certain other events.

Payments of distribution pertaining to the Securities amounting to US\$28.125 million were made on each of the following dates: February 6, 2015 (P1,770); August 6, 2015 (P1,837); February 5, 2016 (P1,918); August 5, 2016 (P1,889); February 3, 2017 (P2,000); and August 4, 2017 (P2,024).

22. Cost of Goods Sold

This account consists of:

	<i>Note</i>	2017	2016	2015
Inventories	9	P369,695	P283,169	P311,526
Depreciation and amortization	25	8,043	6,153	2,724
Materials and Supplies		4,873	1,397	1,637
Purchased services and utilities		2,339	10,486	8,156
Personnel expenses	24	1,925	1,647	1,565
Others	19, 31	5,094	3,273	3,126
		P391,969	P306,125	P328,734

Distribution or transshipment costs included as part of inventories amounted to P10,438, P10,711 and P11,066 in 2017, 2016 and 2015, respectively.

Others include manufacturing and overhead costs such as maintenance and repairs, taxes and licenses, insurance and rent.

23. Selling and Administrative Expenses

This account consists of:

	<i>Note</i>	2017	2016	2015
Depreciation and amortization	25	P2,936	P3,352	P3,548
Personnel expenses	24	4,021	3,373	3,150
Purchased services and utilities		3,762	3,004	2,597
Advertising		1,524	1,460	1,482
Maintenance and repairs		1,276	1,108	985
Materials and office supplies		546	754	603
Rent - net	29, 31	464	154	164
Taxes and licenses		342	415	314
Impairment losses on trade and other receivables	4, 8	10	68	154
Others	9	136	230	313
		P15,017	P13,918	P13,310

Selling and administrative expenses include research and development costs amounting to P65, P66 and P65 in 2017, 2016 and 2015, respectively (Note 9). Rent is shown net of rental income amounting to P1,180, P1,139 and P1,131 in 2017, 2016 and 2015, respectively.

24. Personnel Expenses

This account consists of:

	<i>Note</i>	2017	2016	2015
Salaries, wages and other employee costs	28	P5,345	P4,348	P4,210
Retirement benefits costs - defined benefit plan	28, 30	508	579	419
Retirement benefits costs - defined contribution plan	28	93	93	86
		P5,946	P5,020	P4,715

The above amounts are distributed as follows:

	<i>Note</i>	2017	2016	2015
Costs of goods sold	22	P1,925	P1,647	P1,565
Selling and administrative expenses	23	4,021	3,373	3,150
		P5,946	P5,020	P4,715

25. Depreciation and Amortization

This account consists of:

	Note	2017	2016	2015
Cost of goods sold:				
Property, plant and equipment	11	P7,359	P5,316	P2,291
Other assets	14	684	837	433
	22	8,043	6,153	2,724
Selling and administrative expenses:				
Property, plant and equipment	11	2,602	2,930	3,073
Investment property	12	1	1	1
Intangible assets and others	14	333	421	474
	23	2,936	3,352	3,548
	37	P10,979	P9,505	P6,272

26. Interest Expense and Other Financing Charges, Interest Income and Other Expenses

This account consists of:

	Note	2017	2016	2015
Interest expense and other financing charges:				
Long-term debt	18	P4,320	P3,657	P869
Short-term loans	15	2,323	2,323	3,284
Bank charges		839	999	1,157
Amortization of debt issue costs	18	820	498	144
Accretion on ARO	19	182	76	66
Others		3	4	13
	37	P8,487	P7,557	P5,533
Interest income:				
Advances to related parties	28	P211	P261	P297
Short-term placements	5	236	163	313
AFS financial assets	7	22	18	11
Trade receivables		49	50	45
Cash in banks	5	16	14	20
Others		1	1	-
	37	P535	P507	P686

Forward

	Note	2017	2016	2015
Other expenses - net:				
Foreign currency gains (losses) - net	34	P1,192	(P2,236)	(P4,305)
Changes in fair value of financial assets at FVPL	6	14	10	11
Insurance claims (charges)		(36)	16	61
Hedging gains (losses) - net		(373)	(152)	637
Marked-to-market gains (losses) - net	35	(1,692)	824	936
Others - net	13	(12)	(897)	(835)
		(P907)	(P2,435)	(P3,495)

The Parent Company recognized its share in the net income (loss) of PDSI amounting to P2, (P3) and (P4) in 2017, 2016 and 2015, respectively, and its share in the net income of TBSB amounting to P4 and P6 in 2017 and 2016, respectively. These were recorded as part of "Others - net" under "Other expenses - net" account in the consolidated statements of income.

Also included in "Others - net" were the following: (i) loss on disposal of investment in MNHPI amounting to P189 in 2017 (Note 10); (ii) rental income amounting to P63 in 2017 (Note 23); and (iii) impairment loss on goodwill in PAHL in 2016 amounting to P298 (Note 13).

27. Income Taxes

Deferred tax assets and liabilities are from the following:

	2017	2016
Various allowances, accruals and others	P1,116	P894
Net retirement benefits liability	1,337	878
ARO	487	373
Unutilized tax losses	220	197
Inventory differential	199	616
Rental	188	217
Fair market value adjustments on business combination	(33)	(31)
Unrealized foreign exchange losses (gains) - net	(264)	791
Capitalized taxes and duties on inventories deducted in advance	(288)	(211)
Excess of double-declining over straight-line method of depreciation and amortization	(5,012)	(3,587)
Capitalized interest, duties and taxes on property, plant and equipment deducted in advance and others	(5,140)	(5,675)
MCIT	-	6
	(P7,190)	(P5,532)

The above amounts are reported in the consolidated statements of financial position as follows:

	2017	2016
Deferred tax assets - net	P207	P194
Deferred tax liabilities - net	(7,397)	(5,726)
	(P7,190)	(P5,532)

Net deferred taxes of individual companies are not allowed to be offset against net deferred tax liabilities of other companies, or vice versa, for purposes of consolidation.

The components of income tax expense are shown below:

	2017	2016	2015
Current	P2,754	P3,289	P1,448
Deferred	2,001	267	2,207
	P4,755	P3,556	P3,655

The following are the amounts of deferred tax expense (benefit), for each type of temporary difference, recognized in the consolidated statements of income:

	2017	2016	2015
Excess of double-declining over straight-line method of depreciation and amortization	P1,425	P805	(P156)
Unrealized foreign exchange losses (gains) - net	1,055	(118)	(67)
Inventory differential	417	258	(569)
Capitalized taxes and duties on inventories deducted in advance	77	(34)	34
Rental	29	38	(9)
MCIT	6	468	(232)
NOLCO	-	2	405
Unutilized tax gains (losses)	(23)	(13)	91
ARO	(114)	(78)	(75)
Various allowances, accruals and others	(222)	(480)	(14)
Capitalized interest, duties and taxes on property, plant and equipment deducted in advance and others	(535)	(441)	2,818
Others	(114)	(140)	(19)
	P2,001	P267	P2,207

A reconciliation of tax on the pretax income computed at the applicable statutory rates to tax expense reported in the consolidated statements of income is as follows:

	Note	2017	2016	2015
Statutory income tax rate		30.00%	30.00%	30.00%
Increase (decrease) in income tax rate resulting from:				
Income subject to Income Tax Holiday (ITH)	36	(3.05%)	(9.63%)	-
Interest income subjected to lower final tax		(0.13%)	(0.13%)	(0.74%)
Nontaxable income		(3.52%)	(2.36%)	(0.89%)
Nondeductible expense		0.91%	1.85%	2.40%
Nondeductible interest expense		0.06%	0.06%	0.26%
Changes in fair value of financial assets at FVPL	26	(0.02%)	(0.02%)	(0.03%)
Excess of optional standard deduction over deductible expenses		(0.06%)	(0.05%)	(0.07%)
Others, mainly income subject to different tax rates		1.04%	5.01%	5.90%
Effective income tax rate		25.23%	24.73%	36.83%

Optional Standard Deduction

Effective July 2008, Republic Act (RA) No. 9504 was approved giving corporate taxpayers an option to claim itemized deduction or OSD equivalent to 40% of gross sales. Once the option to use OSD is made, it shall be irrevocable for the taxable year for which the option was made (Note 4).

28. Related Party Disclosures

The Parent Company, certain subsidiaries, associate, joint ventures and SMC and its subsidiaries in the normal course of business, purchase products and services from one another. Transactions with related parties are made at normal market prices and terms. Amounts owed by/owed to related parties are collectible/to be settled in cash. The balances and transactions with related parties as of and for the years ended December 31 follow:

	Note	Year	Revenue from Related Parties	Purchases from Related Parties	Amounts Owed by Related Parties	Amounts Owed to Related Parties	Terms	Conditions
Retirement Plan	8, 30, a	2017	P211	P -	P5,188	P -	On demand; long-term; interest bearing	Unsecured; no impairment
		2016	261	-	5,042	-		
		2015	297	-	6,597	-		
Intermediate Parent	b, e	2017	10	650	4	27	On demand; non-interest bearing	Unsecured; no impairment
		2016	7	173	5	24		
		2015	9	74	3	35		
Under Common Control	14, b, c, d, i	2017	3,233	10,670	870	768	On demand; non-interest bearing	Unsecured; no impairment
		2016	6,473	30,773	1,096	5,850		
		2015	3,587	14,504	975	1,682		
Associate	b	2017	153	-	-	-	On demand; non-interest bearing	Unsecured; no impairment
		2016	154	-	33	-		
		2015	143	-	31	-		
Joint Ventures	c, f	2017	1	43	-	4	On demand; non-interest bearing	Unsecured; no impairment
		2016	-	42	-	3		
		2015	-	95	-	2		
		2017	P3,608	P11,363	P6,062	P799		
		2016	P6,895	P30,988	P6,176	P5,877		
		2015	P4,036	P14,673	P7,606	P1,719		

- As of December 31, 2017 and 2016, the Parent Company has interest bearing advances to PCERP, included as part of "Trade and other receivables - net" in the consolidated statements of financial position, for some investment opportunities (Notes 8 and 30).
- Sales relate to the Parent Company's supply agreements with the Intermediate Parent, various SMC subsidiaries, and an associate. Under these agreements, the Parent Company supplies diesel fuel, gasoline and lube requirements of selected SMC plants and subsidiaries.
- Purchases relate to purchase of goods and services such as power, construction, information technology, shipping and terminalling from a joint venture and various SMC subsidiaries.
- The Parent Company entered into a lease agreement with San Miguel Properties, Inc. for its office space covering 6,802 square meters with a monthly rate of P6. The lease, which commenced on June 1, 2014, is for a period of one year and was subsequently renewed on a yearly basis in accordance with the written agreement of the parties.
- The Parent Company also pays SMC for its share in common expenses such as utilities and management fees.
- TBSB, an operator of LPG bottling plant, provides bottling services to PFISB and another venturer.
- Amounts owed by related parties consist of trade, non-trade receivables, advances and prepaid expenses.

- h. Amounts owed to related parties consist of trade and non-trade payables.
- i. In 2016, the Parent Company reacquired the Power Plant from SMC Powergen, Inc. The Power Plant is presented as part of "Refinery and plant equipment" category in the "Property, plant and equipment" account in the consolidated statements of financial position (Note 11). Amounts owed to related party arising from the transaction has been fully settled as of December 31, 2017.
- j. The compensation and benefits of key management personnel of the Group, by benefit type, included in the "Personnel expenses" account as follow (Note 24):

	2017	2016	2015
Salaries and other short-term employee benefits	P906	P754	P659
Retirement benefits costs - defined benefit plan	166	133	86
Retirement benefits costs - defined contribution plan	33	31	27
	P1,105	P918	P772

29. Operating Lease Commitments

Group as Lessee

The Group entered into commercial leases on certain parcels of land for its refinery and service stations (Notes 23 and 31). The leases' life ranges from one to forty two years with renewal options included in the contracts. There are no restrictions placed upon the Group by entering into these leases. The lease agreements include upward escalation adjustments of the annual rental rates.

Future minimum rental payables under the non-cancellable operating lease agreements as of December 31 are as follows:

	2017	2016	2015
Within one year	P1,561	P1,322	P1,269
After one year but not more than five years	5,103	3,497	2,982
After five years	11,224	10,763	9,821
	P17,888	P15,582	P14,072

Group as Lessor

The Group has entered into lease agreements on its service stations and other related structures (Note 23). The non-cancellable leases have remaining terms of between three to ten years. All leases include a clause to enable upward escalation adjustment of the annual rental rates.

Future minimum rental receivables under the non-cancellable operating lease agreements as of December 31 follow:

	2017	2016	2015
Within one year	P91	P187	P272
After one year but not more than five years	115	158	259
After five years	12	17	14
	P218	P362	P545

30. Retirement Plan

The succeeding tables summarize the components of net retirement benefits costs (income) under defined benefit retirement plans recognized in profit or loss and the funding status and amounts of retirement plans recognized in the consolidated statements of financial position. The Parent Company has a funded, noncontributory, defined benefit retirement plan while several subsidiaries have unfunded, noncontributory, defined benefit retirement plans. Contributions and costs are determined in accordance with the actuarial studies made for the plans. Annual cost is determined using the projected unit credit method. The Group's latest actuarial valuation date is as of December 31, 2017. Valuations are obtained on a periodic basis.

The Parent Company's Retirement Plan is registered with the Bureau of Internal Revenue (BIR) as a tax-qualified plan under Republic Act (RA) No. 4917, as amended. The control and administration of the retirement plan is vested in the Board of Trustees (BOT), as appointed by the BOD of the Parent Company. The BOT of the retirement plan, who exercise voting rights over the shares and approve material transactions, are also officers of the Parent Company, while one of the BOT is also a BOD. The retirement plan's accounting and administrative functions are undertaken by SMC's Retirement Funds Office.

The following table shows a reconciliation of the net defined benefit retirement asset (liability) and its components:

	Present Value of Defined Benefit Obligation			Fair Value of Plan Assets			Net Defined Benefit Retirement Asset (Liability)		
	2017	2016	2015	2017	2016	2015	2017	2016	2015
Balance at beginning of year	(P5,344)	(P5,603)	(P5,947)	P1,952	P12	P3,603	(P3,392)	(P5,591)	(P2,344)
Recognized in Profit or Loss									
Current service cost	(313)	(285)	(302)	-	-	-	(313)	(285)	(302)
Past service cost - plan amendment	-	(2)	-	-	-	-	-	(2)	-
Interest expense	(289)	(278)	(269)	-	-	-	(289)	(278)	(269)
Interest income	-	-	-	94	(14)	152	94	(14)	152
	(602)	(565)	(571)	94	(14)	152	(508)	(579)	(419)
Recognized in Other Comprehensive Income									
Remeasurements:									
Actuarial losses (gains) arising from:									
Experience adjustments	(555)	(398)	(163)	-	-	-	(555)	(398)	(163)
Changes in financial assumptions	105	173	151	-	-	-	105	173	151
Changes in demographic assumptions	43	302	197	-	-	-	43	302	197
Return on plan asset excluding interest	-	-	-	(735)	2,570	(3,297)	(735)	2,570	(3,297)
	(407)	77	185	(735)	2,570	(3,297)	(1,142)	2,647	(3,112)
Others									
Benefits paid	571	753	600	(528)	(651)	(546)	43	102	54
Contributions	-	-	-	100	35	100	100	35	100
Transfer to other accounts payable	(4)	-	6	-	-	-	(4)	-	6
Transfers from other plans/subsidiaries	-	(16)	-	-	-	-	-	(16)	-
Transfers to other plans/subsidiaries	-	16	-	-	-	-	-	16	-
Translation adjustment	(86)	(6)	124	-	-	-	(86)	(6)	124
	481	747	730	(428)	(616)	(446)	53	131	284
Balance at end of year	(P5,872)	(P5,344)	(P5,603)	P883	P1,952	P12	(P4,989)	(P3,392)	(P5,591)

The above net defined benefit retirement liability was recognized in the consolidated statements of financial position as follows:

	Note	2017	2016
Trade and other payables	17	P104	P77
Retirement benefits liability (noncurrent portion)		4,885	3,315
		P4,989	P3,392

Retirement benefits costs recognized in the consolidated statements of income by the Parent Company amounted to P408, P485 and P329 in 2017, 2016 and 2015, respectively.

Retirement benefits costs recognized in the consolidated statements of income by the subsidiaries amounted to P100, P94 and P90 in 2017, 2016 and 2015, respectively.

The carrying amounts of the Parent Company's retirement fund approximate fair values as of December 31, 2017 and 2016.

Plan assets consist of the following:

	2017	2016
Shares of stock:		
Quoted	84%	82%
Unquoted	5%	4%
Government securities	7%	9%
Cash and cash equivalents	1%	2%
Others	3%	3%
	100%	100%

Investment in Shares of Stock. As of December 31, 2017, the Parent Company's plan assets include 731,156,097 common shares of Petron with fair market value per share of P9.17, 2,000,000 Series "2", Subseries "B" preferred shares of SMC with fair market value per share of P76.50, and investment in Petron bonds amounting to P122.

The Group's plan recognized a gain (loss) on the investment in marketable securities and bonds of the Parent Company and SMC amounting to (P577), P2,169 and (P2,641) in 2017, 2016 and 2015, respectively, mainly as a result of marked-to-market remeasurements.

Dividend income from the investment in shares of stock of Petron and SMC amounted to P85 both in 2017 and 2016 and P56 in 2015.

On July 25, 2016, the Group plan's investment in 375,142,858 ordinary shares of PAHL was sold to Petron for a total consideration of P1,921. Accordingly, the plan recognized gain on sale of investment amounting to P503.

Investment in Trust Account. Investment in trust account represents funds entrusted to financial institutions for the purpose of maximizing the yield on investible funds.

Others include receivables which earn interest.

The BOT reviews the level of funding required for the retirement fund. Such a review includes the asset-liability matching (ALM) strategy and investment risk management policy. The Parent Company's ALM objective is to match maturities of the plan assets to the retirement benefit obligation as they fall due. The Parent Company monitors how the duration and expected yield of the investments are matching the expected cash outflows arising from the retirement benefit obligation. The Parent Company expects to contribute P818 to its defined benefit retirement plan in 2018.

The BOT approves the percentage of asset to be allocated for fixed income instruments and equities. The retirement plan has set maximum exposure limits for each type of permissible investments in marketable securities and deposit instruments. The BOT may, from time to time, in the exercise of its reasonable discretion and taking into account existing investment opportunities, review and revise such allocation and limits.

The retirement plan exposes the Group to actuarial risks such as investment risk, interest rate risk, longevity risk and salary risk as follows:

Investment and Interest Risk. The present value of the defined benefit obligation is calculated using a discount rate determined by reference to market yields to government bonds. Generally, a decrease in the interest rate of a reference government bonds will increase the plan obligation. However, this will be partially offset by an increase in the return on the plan's investments and if the return on plan asset falls below this rate, it will create a deficit in the plan. Due to the long-term nature of plan obligation, a level of continuing equity investments is an appropriate element of the Group's long-term strategy to manage the plans efficiently.

Longevity and Salary Risks. The present value of the defined obligation is calculated by reference to the best estimate of the mortality of the plan participants both during and after their employment and to their future salaries. Consequently, increases in the life expectancy and salary of the plan participants will result in an increase in the plan obligation.

The overall expected rate of return is determined based on historical performance of the investments.

The principal actuarial assumptions used to determine retirement benefits are as follows:

	2017	2016	2015
Discount rate	5.50% to 5.73%	5.38% to 5.53%	4.60% to 5.50%
Future salary increases	5.00% to 7.00%	5.00% to 8.00%	6.00% to 8.00%

Assumptions for mortality and disability rates are based on published statistics and mortality and disability tables.

The weighted average duration of defined benefit obligation is from 5.90 to 22.50 years and 5.46 to 23.90 years as of December 31, 2017 and 2016, respectively.

The reasonably possible changes to one of the relevant actuarial assumptions, while holding all other assumptions constant, would have affected the defined benefit assets/liabilities by the amounts below:

2017	Defined Benefit Liabilities	
	1 Percent Increase	1 Percent Decrease
Discount rate	(P356)	P435
Salary increase rate	366	(322)

2016	Defined Benefit Liabilities	
	1 Percent Increase	1 Percent Decrease
Discount rate	(P375)	P435
Salary increase rate	392	(345)

The Parent Company has advances to PCERP amounting to P5,188 and P5,042 as of December 31, 2017 and 2016, respectively, included as part of "Trade and other receivables - net" account in the consolidated statements of financial position (Notes 8 and 28). The advances are subject to interest of 5% in 2017 and 2016 (Note 28).

Transactions with the retirement plan are made at normal market prices and terms. Outstanding balances as of December 31, 2017 and 2016 are unsecured and settlements are made in cash. There have been no guarantees provided for any retirement plan receivables. The Parent Company has not recognized any impairment losses relating to the receivables from retirement plan for the years ended December 31, 2017 and 2016.

31. Significant Agreements

Supply Agreements. The Parent Company has assigned all its rights and obligations to PSTPL (as Assignee) to have a term contract to purchase the Parent Company's crude oil requirements from Saudi Arabian Oil Company (Saudi Aramco), based on the latter's standard Far East selling prices and Kuwait Petroleum Corporation (KPC) to purchase Kuwait Export Crude Oil (KEC) at pricing based on latter's standard KEC prices. The contract with Saudi Aramco is from November 1, 2013 to December 31, 2014 while the contract with KPC is from January 1, 2015 to December 31, 2015 both with automatic annual extension thereafter unless terminated at the option of either party, upon at least 60 days written notice.

PMRMB currently has a long-term supply contract of Tapis crude oil and Terengganu condensate for its Port Dickson Refinery from ExxonMobil Exploration and Production Malaysia Inc. (EMEPMI) and Low Sulphur Waxy Residue Sale/Purchase Agreement with Exxon Trading Asia Pacific, a division of ExxonMobil Asia Pacific Pte. Ltd. On the average, around 65% of crude and condensate volume processed are from EMEPMI with balance of around 35% from spot purchases.

Outstanding liabilities of the Group for such purchases are shown as part of "Liabilities for crude oil and petroleum products" account in the consolidated statements of financial position as of December 31, 2017 and 2016 (Note 16).

Toll Service Agreement with Innospec Limited (Innospec). PFC entered into an agreement with Innospec, a leading global fuel additives supplier, in December 2006. Under the agreement, PFC shall be the exclusive toll blender of Innospec's fuel additives sold in the Asia-Pacific region consisting of the following territories: South Korea, China, Taiwan, Singapore, Cambodia, Japan and Malaysia.

PFC will provide the tolling services which include storage, blending, filing and logistics management. In consideration of these services, Innospec will pay PFC a service fee based on the total volume of products blended at PFC Fuel Additives Blending facility.

Tolling services started in 2008 on which PFC recognized revenue amounting to P64 both in 2017 and 2016 and P48 in 2015.

Hungry Juan Outlet Development Agreement with San Miguel Foods, Inc. (SMFI) PFC entered into an agreement with SMFI for a period of three years and paid a one-time franchise fee. The agreement expired in November 2017 and was further renewed for another year until November 2018. The store, which started operating in November 2012, is located at Rizal Blvd. cor. Argonaut Highway, Subic Bay Freeport Zone.

Lease Agreements with Philippine National Oil Company (PNOC). On September 30, 2009, the Parent Company through NVRC, entered into a 30-year lease with PNOC without rent-free period, covering a property which it shall use as site for its refinery, commencing January 1, 2010 and ending on December 31, 2039. Based on the latest re-appraisal made, the annual rental shall be P138, starting 2012, payable on the 15th day of January each year without the necessity of demand. This non-cancellable lease is subject to renewal options and annual escalation clauses of 3% per annum to be applied starting 2013 until the next re-appraisal is conducted. The leased premises shall be reappraised in 2017 and every fifth year thereafter in which the new rental rate shall be determined equivalent to 5% of the reappraised value, and still subject to annual escalation clause of 3% for the four years following the re-appraisal. Prior to this agreement, Petron had an outstanding lease agreement on the same property from PNOC. Also, as of December 31, 2017 and 2016, Petron leases other parcels of land from PNOC for its bulk plants and service stations (Note 39).

32. Basic and Diluted Earnings Per Share

Basic and diluted earnings per share amounts are computed as follows:

	2017	2016	2015
Net income attributable to equity holders of the Parent Company	P12,739	P10,100	P5,618
Dividends on preferred shares for the year	(646)	(646)	(646)
Distributions to the holders of USCS	(4,024)	(3,807)	(3,607)
Net income attributable to common shareholders of the Parent Company (a)	P8,069	P5,647	P1,365
Weighted average number of common shares outstanding (in millions) (b)	9,375	9,375	9,375
Basic/diluted earnings per common share attributable to equity holders of the Parent Company (a/b)	P0.86	P0.60	P0.15

As of December 31, 2017, 2016 and 2015, the Parent Company has no potential dilutive debt or equity instruments.

33. Supplemental Cash Flow Information

a. Changes in operating assets and liabilities:

	2017	2016	2015
Decrease (increase) in assets:			
Trade and other receivables	(P6,593)	(P230)	P18,138
Inventories	(12,531)	(13,029)	22,875
Other current assets	(1,511)	954	(8,136)
Increase (decrease) in liabilities:			
Liabilities for crude oil and petroleum products	7,837	11,842	(10,030)
Trade and other payables and others	(165)	4,922	(27,934)
	(12,963)	4,459	(5,087)
Additional allowance for (net reversal of) impairment of receivables, inventory decline and/or obsolescence, goodwill and others	(80)	91	(397)
	(P13,043)	P4,550	(P5,484)

b. Changes in liabilities arising from financing activities:

	Dividends Payable	Short-term Loans	Long-term Debt	Total
Balance as of January 1, 2017	P218	P90,366	P79,852	P170,436
Changes from financing cash flows				
Proceeds from availment of loans	-	223,862	74,807	298,669
Payments of loans	-	(244,722)	(53,477)	(298,199)
Dividends declared	5,794	-	-	5,794
Dividends and distributions paid	(5,773)	-	-	(5,773)
Total changes from financing cash flows	21	(20,860)	21,330	491
Effects of changes in foreign exchange rates	-	77	(297)	(220)
Amortization of debt issue costs	-	-	820	820
Balance at end of year	P239	P69,583	P101,705	P171,527

34. Financial Risk Management Objectives and Policies

The Group's principal financial instruments include cash and cash equivalents, debt and equity securities, bank loans and derivative instruments. The main purpose of bank loans is to finance working capital relating to importation of crude and petroleum products, as well as to partly fund capital expenditures. The Group has other financial assets and liabilities such as trade and other receivables and trade and other payables, which are generated directly from its operations.

It is the Group's policy not to enter into derivative transactions for speculative purposes. The Group uses hedging instruments to protect its margin on its products from potential price volatility of crude oil and products. It also enters into short-term forward currency contracts to hedge its currency exposure on crude oil importations.

The main risks arising from the Group's financial instruments are foreign currency risk, interest rate risk, credit risk, liquidity risk and commodity price risk. The BOD regularly reviews and approves the policies for managing these financial risks. Details of each of these risks are discussed below, together with the related risk management structure.

Risk Management Structure

The Group follows an enterprise-wide risk management framework for identifying, assessing and addressing the risk factors that affect or may affect its businesses.

The Group's risk management process is a bottom-up approach, with each risk owner mandated to conduct regular assessment of its risk profile and formulate action plans for managing identified risks. As the Group's operation is an integrated value chain, risks emanate from every process, while some could cut across groups. The results of these activities flow up to the Management Committee and, eventually, the BOD through the Group's annual business planning process.

Oversight and technical assistance is likewise provided by corporate units and committees with special duties. These groups and their functions are:

- a. The Risk and Insurance Management Group, which is mandated with the overall coordination and development of the enterprise-wide risk management process.
- b. The Treasurers Department, which is in charge of foreign currency hedging transactions.
- c. The Transaction Management Unit of Controllers Department, which provides backroom support for all hedging transactions.
- d. The Corporate Technical and Engineering Services Group, which oversees strict adherence to safety and environmental mandates across all facilities.
- e. The Internal Audit Department, which has been tasked with the implementation of a risk-based auditing.
- f. The Commodity Risk Management Department (CRMD), which sets new and updates existing hedging policies by the BOD, provides the strategic targets and recommends corporate hedging strategy to the Commodity Risk Management Committee and Steering Committee.
- g. PSTPL executes the hedging transactions involving crude and product imports on behalf of the Group.

The BOD also created separate positions and board-level entities with explicit authority and responsibility in managing and monitoring risks, as follows:

- a. The Audit Committee is responsible for overseeing the Senior Management in establishing and maintaining an adequate, effective and efficient internal control framework. It ensures that systems and processes are designed to provide assurance in areas including reporting, monitoring compliance with laws, regulations and internal policies, efficiency and effectiveness of operations, and safeguarding of assets.

The Internal Audit Department and the External Auditor directly report to the Audit Committee regarding the direction, scope and coordination of audit and any related activities.

- b. The Risk Oversight Committee is responsible for the oversight of the enterprise risk management system of the Group to ensure its functionality and effectiveness.
- c. The Compliance Officer, who is a senior officer of the Parent Company reports to the BOD chairperson. Among other functions, he monitors compliance with the provisions and requirements of the Corporate Governance Manual and relevant laws and regulations and determines any possible violations and recommends corresponding penalties, subject to review and approval of the BOD. The Compliance Officer identifies and monitors compliance risk. Lastly, the Compliance Officer represents the Group before the SEC regarding matters involving compliance with the Corporate Governance Manual and other relevant rules and regulations of the SEC.

Foreign Currency Risk

The Parent Company's functional currency is the Philippine peso, which is the denomination of the bulk of the Group's revenues. The Group's exposures to foreign currency risk arise mainly from US dollar-denominated sales as well as purchases principally of crude oil and petroleum products. As a result of this, the Group maintains a level of US dollar-denominated assets and liabilities during the period. Foreign currency risk occurs due to differences in the levels of US dollar-denominated assets and liabilities.

In addition, starting March 31, 2012, the Group's exposure to foreign currency risks also arise from US dollar-denominated sales and purchases, principally of crude oil and petroleum products, of Petron Malaysia whose transactions are in Malaysian ringgit, which are subsequently converted into US dollar before ultimately translated to equivalent Philippine peso amount using applicable rates for the purpose of consolidation.

The Group pursues a policy of mitigating foreign currency risk by entering into hedging transactions or by substituting US dollar-denominated liabilities with peso-based debt. The natural hedge provided by US dollar-denominated assets is also factored in hedging decisions. As a matter of policy, currency hedging is limited to the extent of 100% of the underlying exposure.

The Group is allowed to engage in active risk management strategies for a portion of its foreign currency risk exposure. Loss limits are in place, monitored daily and regularly reviewed by management.

Information on the Group's US dollar-denominated financial assets and liabilities and their Philippine peso equivalents are as follows:

	2017		2016	
	US dollar (in millions)	Phil. peso Equivalent	US dollar	Phil. Peso Equivalent
Assets				
Cash and cash equivalents	19	952	261	12,989
Trade and other receivables	118	5,891	218	10,808
Other assets	3	126	5	244
	140	6,969	484	24,041
Liabilities				
Short-term loans	1	30	40	1,996
Liabilities for crude oil and petroleum products	515	25,747	539	26,798
Long-term debts (including current maturities)	1,000	49,930	651	32,347
Other liabilities	35	1,733	82	4,056
	1,551	77,440	1,312	65,197
Net foreign currency-denominated monetary liabilities	(1,411)	(70,471)	(828)	(41,156)

The Group incurred net foreign currency gains (losses) amounting to P1,192, (P2,236) and (P4,305) in 2017, 2016 and 2015, respectively (Note 26), which were mainly countered by marked-to-market and realized hedging gains (losses) (Note 26). The foreign currency rates from Philippine peso (PhP) to US dollar (US\$) as of December 31 are shown in the following table:

	PhP to US\$
December 31, 2017	49.930
December 31, 2016	49.720
December 31, 2015	47.060

Managing of foreign currency risk is also supplemented by monitoring the sensitivity of financial instruments to various foreign currency exchange rate scenarios. Foreign currency movements affect reported equity through the retained earnings arising from increases or decreases in unrealized and realized foreign currency gains or losses.

The following table demonstrates the sensitivity to a reasonably possible change in the US dollar exchange rate, with all other variables held constant, to profit before tax and equity as of December 31, 2017 and 2016:

	P1 Decrease in the US dollar Exchange Rate		P1 Increase in the US dollar Exchange Rate	
	Effect on Income before Income Tax	Effect on Equity	Effect on Income before Income Tax	Effect on Equity
2017				
Cash and cash equivalents	(P10)	(P144)	P10	P144
Trade and other receivables	(81)	(263)	81	263
Other assets	(3)	(12)	3	12
	(94)	(419)	94	419
Short-term loans	1	-	(1)	-
Liabilities for crude oil and petroleum products	326	789	(326)	(789)
Long-term debts (including current maturities)	1,000	700	(1,000)	(700)
Other liabilities	33	193	(33)	(193)
	1,360	1,682	(1,360)	(1,682)
	P1,266	P1,263	(P1,266)	(P1,263)
2016				
Cash and cash equivalents	(P132)	(P221)	P132	P221
Trade and other receivables	(97)	(189)	97	189
Other assets	-	(5)	-	5
	(229)	(415)	229	415
Short-term loans	-	40	-	(40)
Liabilities for crude oil and petroleum products	294	451	(294)	(451)
Long-term debts (including current maturities)	605	470	(605)	(470)
Other liabilities	14	77	(14)	(77)
	913	1,038	(913)	(1,038)
	P684	P623	(P684)	(P623)

Exposures to foreign currency rates vary during the year depending on the volume of foreign currency denominated transactions. Nonetheless, the analysis above is considered to be representative of the Group's currency risk.

Interest Rate Risk

Interest rate risk is the risk that future cash flows from a financial instrument (cash flow interest rate risk) or its fair value (fair value interest rate risk) will fluctuate because of changes in market interest rates. The Group's exposure to changes in interest rates relates mainly to long-term borrowings and investment securities. Investments or borrowings issued at fixed rates expose the Group to fair value interest rate risk. On the other hand, investments or borrowings issued at variable rates expose the Group to cash flow interest rate risk.

The Group manages its interest costs by using a combination of fixed and variable rate debt instruments. Management is responsible for monitoring the prevailing market-based interest rates and ensures that the marked-up rates levied on its borrowings are most favorable and benchmarked against the interest rates charged by other creditor banks.

On the other hand, the Group's investment policy is to maintain an adequate yield to match or reduce the net interest cost from its borrowings prior to deployment of funds to their intended use in operations and working capital management. However, the Group invests only in high-quality securities while maintaining the necessary diversification to avoid concentration risk.

In managing interest rate risk, the Group aims to reduce the impact of short-term volatility on earnings. Over the longer term, however, permanent changes in interest rates would have an impact on profit or loss.

Managing interest rate risk is also supplemented by monitoring the sensitivity of the Group's financial instruments to various standard and non-standard interest rate scenarios. Interest rate movements affect reported equity through the retained earnings arising from increases or decreases in interest income or interest expense as well as fair value changes reported in profit or loss, if any.

The sensitivity to a reasonably possible 1% increase in the interest rates, with all other variables held constant, would have decreased the Group's profit before tax (through the impact on floating rate borrowings) and equity by P499 and P323 in 2017 and 2016, respectively. A 1% decrease in the interest rate would have had the equal but opposite effect.

Interest Rate Risk Table. As of December 31, 2017 and 2016, the terms and maturity profile of the interest-bearing financial instruments, together with its gross amounts, are shown in the following tables:

2017	<1 Year	1-<2 Years	2-<3 Years	3-<4 Years	4-<5 Years	>5 Years	Total
Fixed Rate							
Philippine peso denominated Interest rate	P3,820 5.5% - 7.2%	P5,672 5.5% - 7.2%	P5,672 5.5% - 7.2%	P21,291 4.0% - 7.2%	P5,643 5.5% - 5.8%	P10,750 4.5% - 5.5%	P52,848
Floating Rate							
US\$ denominated (expressed in PhP) Interest rate*	-	14,266 1, 3, 6 mos. Libor + margin	14,266 1, 3, 6 mos. Libor + margin	14,266 1, 3, 6 mos. Libor + margin	7,132 1, 3, 6 mos. Libor + margin	-	49,930
	P3,820	P19,938	P19,938	P35,557	P12,775	P10,750	P102,778

*The Parent Company reprices every month but has been given an option to reprice every 3 or 6 months.

2016	<1 Year	1-<2 Years	2-<3 Years	3-<4 Years	4-<5 Years	>5 Years	Total
Fixed Rate							
Philippine peso denominated Interest rate	P20,036 6.3% - 7.2%	P1,678 5.5% - 7.2%	P1,029 5.5% - 7.2%	P1,029 5.5% - 7.2%	P16,648 4.0% - 7.2%	P8,000 4.52% - 5.5%	P48,420
Floating Rate							
Malaysian ringgit denominated (expressed in PhP) Interest rate	920 1.5%+COF	920 1.5%+COF	426 1.5%+COF	-	-	-	2,266
US\$ denominated (expressed in PhP) Interest rate*	-	11,081 1, 3, 6 mos. Libor + margin	11,187 1, 3, 6 mos. Libor + margin	7,813 1, 3, 6 mos. Libor + margin	-	-	30,081
	P20,956	P13,679	P12,642	P8,842	P16,648	P8,000	P80,767

*The Parent Company reprices every month but has been given an option to reprice every 3 or 6 months.

Credit Risk

Credit risk is the risk of financial loss to the Group if a customer or counterparty to a financial instrument fails to meet its contractual obligations. In effectively managing credit risk, the Group regulates and extends credit only to qualified and credit-worthy customers and counterparties, consistent with established Group credit policies, guidelines and credit verification procedures. Requests for credit facilities from trade customers undergo stages of review by National Sales and Finance Divisions. Approvals, which are based on amounts of credit lines requested, are vested among line managers and top management that include the President and the Chairman.

Generally, the maximum credit risk exposure of financial assets is the total carrying amount of the financial assets as shown on the face of the consolidated statements of financial position or in the notes to the consolidated financial statements, as summarized below:

	Note	2017	2016
Cash in bank and cash equivalents (net of cash on hand)	5	P14,313	P15,538
Derivative assets	6	165	64
Available-for-sale financial assets	7	531	479
Trade and other receivables - net	8	38,159	31,548
Long-term receivables - net	14	228	205
Noncurrent deposits	14	90	81
		P53,486	P47,915

The credit risk for cash and cash equivalents and derivative financial instruments is considered negligible, since the counterparties are reputable entities with high external credit ratings. The credit quality of these financial assets is considered to be high grade.

In monitoring trade receivables and credit lines, the Group maintains up-to-date records where daily sales and collection transactions of all customers are recorded in real-time and month-end statements of accounts are forwarded to customers as collection medium. Finance Division's Credit Department regularly reports to management trade receivables balances (monthly), past due accounts (weekly) and credit utilization efficiency (semi-annually).

Collaterals. To the extent practicable, the Group also requires collateral as security for a credit facility to mitigate credit risk in trade receivables (Note 8). Among the collaterals held are letters of credit, bank guarantees, real estate mortgages, cash bonds, cash deposits and corporate guarantees valued at P4,927 and P3,943 as of December 31, 2017 and 2016, respectively. These securities may only be called on or applied upon default of customers.

Credit Risk Concentration. The Group's exposure to credit risk arises from default of counterparty. Generally, the maximum credit risk exposure of trade and other receivables is its carrying amount without considering collaterals or credit enhancements, if any. The Group has no significant concentration of credit risk since the Group deals with a large number of homogenous trade customers. The Group does not execute any credit guarantee in favor of any counterparty.

The credit risk exposure of the Group based on trade accounts receivable as of December 31, 2017 and 2016 are shown below (Note 8):

	Neither Past Due nor Impaired	Past Due but not Impaired	Impaired	Total
December 31, 2017				
Reseller	P4,284	P128	P45	P4,457
Lubes	1,412	90	60	1,562
Gasul	894	113	115	1,122
Industrial	9,605	452	468	10,525
Others	9,008	163	88	9,259
	P25,203	P946	P776	P26,925

	Neither Past Due nor Impaired	Past Due but not Impaired	Impaired	Total
December 31, 2016				
Reseller	P3,221	P127	P63	P3,411
Lubes	450	7	11	468
Gasul	529	61	118	708
Industrial	7,316	382	535	8,233
Others	6,162	277	80	6,519
	P17,678	P854	P807	P19,339

Credit Quality. In monitoring and controlling credit extended to counterparty, the Group adopts a comprehensive credit rating system based on financial and non-financial assessments of its customers. Financial factors being considered comprised of the financial standing of the customer while the non-financial aspects include but are not limited to the assessment of the customer's nature of business, management profile, industry background, payment habit and both present and potential business dealings with the Group.

Class A "*High Grade*" are accounts with strong financial capacity and business performance and with the lowest default risk.

Class B "*Moderate Grade*" refers to accounts of satisfactory financial capability and credit standing but with some elements of risks where certain measure of control is necessary in order to mitigate risk of default.

Class C "*Low Grade*" are accounts with high probability of delinquency and default.

Below is the credit quality profile of the Group's trade accounts receivable as of December 31, 2017 and 2016:

	Trade Accounts Receivables Per Class			Total
	Class A	Class B	Class C	
December 31, 2017				
Reseller	P846	P3,207	P404	P4,457
Lubes	358	1,023	181	1,562
Gasul	533	447	142	1,122
Industrial	5,440	4,093	992	10,525
Others	4,067	4,267	925	9,259
	P11,244	P13,037	P2,644	P26,925

	Trade Accounts Receivables Per Class			
	Class A	Class B	Class C	Total
December 31, 2016				
Reseller	P501	P2,775	P135	P3,411
Lubes	366	50	52	468
Gasul	287	258	163	708
Industrial	2,416	4,959	858	8,233
Others	3,273	2,408	838	6,519
	P6,843	P10,450	P2,046	P19,339

Liquidity Risk

Liquidity risk pertains to the risk that the Group will encounter difficulty in meeting obligations associated with financial liabilities that are settled by delivering cash or another financial asset.

The Group's objectives in managing its liquidity risk are as follows: a) to ensure that adequate funding is available at all times; b) to meet commitments as they arise without incurring unnecessary costs; c) to be able to access funding when needed at the least possible cost; and d) to maintain an adequate time spread of refinancing maturities.

The Group constantly monitors and manages its liquidity position, liquidity gaps or surplus on a daily basis. A committed stand-by credit facility from several local banks is also available to ensure availability of funds when necessary. The Group also uses derivative instruments such as forwards and swaps to manage liquidity.

The table below summarizes the maturity profile of the Group's financial assets and financial liabilities based on contractual undiscounted payments used for liquidity management as of December 31, 2017 and 2016.

2017	Carrying Amount	Contractual Cash Flow	1 Year or Less	>1 Year - 2 Years	>2 Years - 5 Years	Over 5 Years
Financial Assets						
Cash and cash equivalents	P17,014	P17,014	P17,014	P -	P -	P -
Trade and other receivables	38,159	38,159	38,159	-	-	-
Derivative assets	165	165	165	-	-	-
Financial assets at FVPL	171	171	171	-	-	-
AFS financial assets	531	577	204	64	309	-
Long-term receivables - net	228	228	-	-	-	228
Noncurrent deposits	90	90	-	-	9	81
Financial Liabilities						
Short-term loans	69,583	69,879	69,879	-	-	-
Liabilities for crude oil and petroleum products	36,920	36,920	36,920	-	-	-
Trade and other payables*	7,917	7,917	7,917	-	-	-
Derivative liabilities	1,791	1,791	1,791	-	-	-
Long-term debts (including current maturities)	101,705	117,024	7,812	23,619	74,308	11,285
Cash bonds	400	404	-	385	2	17
Cylinder deposits	577	577	-	-	-	577
Other noncurrent liabilities**	57	57	-	14	20	23

*excluding specific taxes and other taxes payable, retirement benefits liability, deferred income and others

**excluding cash bonds and cylinder deposits

2016	Carrying Amount	Contractual Cash Flow	1 Year or Less	>1 Year - 2 Years	>2 Years - 5 Years	Over 5 Years
Financial Assets						
Cash and cash equivalents	P17,332	P17,332	P17,332	P -	P -	P -
Trade and other receivables	31,548	31,548	31,548	-	-	-
Derivative assets	64	64	64	-	-	-
Financial assets at FVPL	157	157	157	-	-	-
AFS financial assets	479	522	96	208	172	46
Long-term receivables - net	205	205	-	-	205	-
Noncurrent deposits	81	81	-	13	68	-
Financial Liabilities						
Short-term loans	90,366	90,882	90,882	-	-	-
Liabilities for crude oil and petroleum products	29,966	29,966	29,966	-	-	-
Trade and other payables*	12,065	12,065	12,065	-	-	-
Derivative liabilities	778	778	778	-	-	-
Long-term debts (including current maturities)	79,852	91,103	24,673	15,711	42,050	8,669
Cash bonds	387	393	-	372	4	17
Cylinder deposits	499	499	-	-	-	499
Other noncurrent liabilities**	73	73	-	14	34	25

*excluding specific taxes and other taxes payable, retirement benefits liability, deferred income and others

**excluding cash bonds and cylinder deposits

Commodity Price Risk

Commodity price risk is the risk that future cash flows from a financial instrument will fluctuate because of changes in market prices. The Group enters into various commodity derivatives to manage its price risks on strategic commodities. Commodity hedging allows stability in prices, thus offsetting the risk of volatile market fluctuations. Through hedging, prices of commodities are fixed at levels acceptable to the Group, thus protecting raw material cost and preserving margins. For consumer (buy) hedging transactions, if prices go down, hedge positions may show marked-to-market losses; however, any loss in the marked-to-market position is offset by the resulting lower physical raw material cost. While for producer (sell) hedges, if prices go down, hedge positions may show marked-to-market gains; however, any gain in the marked-to-market position is offset by the resulting lower selling price.

To minimize the Group's risk of potential losses due to volatility of international crude and product prices, the Group implemented commodity hedging for crude and petroleum products. The hedges are intended to protect crude inventories from risks of downward price and squeezed margins. Hedging policy (including the use of commodity price swaps, time-spreads, put options, collars and 3-way options) developed by the CRMD is in place. Decisions are guided by the conditions set and approved by the Group's management.

Other Market Price Risk

The Group's market price risk arises from its investments carried at fair value (FVPL and AFS financial assets). The Group manages its risk arising from changes in market price by monitoring the changes in the market price of the investments.

Capital Management

The Group's capital management policies and programs aim to provide an optimal capital structure that would ensure the Group's ability to continue as a going concern while at the same time provide adequate returns to the shareholders. As such, it considers the best trade-off between risks associated with debt financing and relatively higher cost of equity funds.

An enterprise resource planning system is used to monitor and forecast the Group's overall financial position. The Group regularly updates its near-term and long-term financial projections to consider the latest available market data in order to preserve the desired capital structure. The Group may adjust the amount of dividends paid to shareholders, issue new shares as well as increase or decrease assets and/or liabilities, depending on the prevailing internal and external business conditions.

The Group monitors capital via carrying amount of equity as shown in the consolidated statements of financial position. The Group's capital for the covered reporting period is summarized below:

	2017	2016
Total assets	P338,030	P318,893
Total liabilities	238,411	230,073
Total equity	99,619	88,820
Debt to equity ratio	2.4:1	2.6:1
Assets to equity ratio	3.4:1	3.6:1

There were no changes in the Group's approach to capital management during the year.

The Group is not subject to externally-imposed capital requirements.

35. Financial Assets and Financial Liabilities

The table below presents a comparison by category of carrying amounts and fair values of the Group's financial instruments as of December 31:

	<i>Note</i>	2017		2016	
		Carrying Amount	Fair Value	Carrying Amount	Fair Value
Financial assets (FA):					
Cash and cash equivalents	5	P17,014	P17,014	P17,332	P17,332
Trade and other receivables	8	38,159	38,159	31,548	31,548
Long-term receivables - net	14	228	228	205	205
Noncurrent deposits	14	90	90	81	81
Loans and receivables		55,491	55,491	49,166	49,166
AFS financial assets	7	531	531	479	479
Financial assets at FVPL	6	171	171	157	157
Derivative assets	6	165	165	64	64
FA at FVPL		336	336	221	221
Total financial assets		P56,358	P56,358	P49,866	P49,866

	Note	2017		2016	
		Carrying Amount	Fair Value	Carrying Amount	Fair Value
Financial liabilities (FL):					
Short-term loans	15	P69,583	P69,583	P90,366	P90,366
Liabilities for crude oil and petroleum products	16	36,920	36,920	29,966	29,966
Trade and other payables*	17	7,917	7,917	12,065	12,065
Long-term debt including current portion	18	101,705	101,705	79,852	79,852
Cash bonds	20	400	400	387	387
Cylinder deposits	20	577	577	499	499
Other noncurrent liabilities**	20	57	57	73	73
FL at amortized cost		217,159	217,159	213,208	213,208
Derivative liabilities		1,791	1,791	778	778
Total financial liabilities		P218,950	P218,950	P213,986	P213,986

*excluding specific taxes and other taxes payable, retirement benefits liability, deferred income and others

**excluding cash bonds and cylinder deposits

The following methods and assumptions are used to estimate the fair value of each class of financial instruments:

Cash and Cash Equivalents, Trade and Other Receivables, Long-term Receivables and Noncurrent Deposits. The carrying amount of cash and cash equivalents and trade and other receivables approximates fair value primarily due to the relatively short-term maturities of these financial instruments. In the case of long-term receivables and noncurrent deposits, the fair value is based on the present value of expected future cash flows using the applicable discount rates based on current market rates of identical or similar quoted instruments.

Derivatives. The fair values of freestanding and bifurcated forward currency transactions are calculated by reference to current forward exchange rates for contracts with similar maturity profiles. Marked-to-market valuation of commodity hedges are based on forecasted crude and product prices by third parties.

Financial Assets at FVPL and AFS Financial Assets. The fair values of publicly traded instruments and similar investments are based on published market prices. For debt instruments with no quoted market prices, a reasonable estimate of their fair values is calculated based on the expected cash flows from the instruments discounted using the applicable discount rates of comparable instruments quoted in active markets. Unquoted equity securities are carried at cost less impairment.

Long-term Debt - Floating Rate. The carrying amounts of floating rate loans with quarterly interest rate repricing approximate their fair values.

Cash Bonds, Cylinder Deposits and Other Noncurrent Liabilities. Fair value is estimated as the present value of all future cash flows discounted using the applicable market rates for similar types of instruments as of reporting date. Effective rates used in 2017 and 2016 are 5.82% and 4.99%, respectively.

Short-term Loans, Liabilities for Crude Oil and Petroleum Products and Trade and Other Payables. The carrying amount of short-term loans, liabilities for crude oil and petroleum products and trade and other payables approximates fair value primarily due to the relatively short-term maturities of these financial instruments.

Derivative Financial Instruments

The Group's derivative financial instruments according to the type of financial risk being managed and the details of freestanding and embedded derivative financial instruments are discussed below.

The Group enters into various currency and commodity derivative contracts to manage its exposure on foreign currency and commodity price risk. The portfolio is a mixture of instruments including forwards, swaps and options. These include freestanding and embedded derivatives found in host contracts, which are not designated as accounting hedges. Changes in fair value of these instruments are recognized directly in profit or loss.

Freestanding Derivatives

Freestanding derivatives consist of commodity and currency entered into by the Group.

Currency Forwards. As of December 31, 2017 and 2016, the Group has outstanding foreign currency forward contracts with aggregate notional amount of US\$1,283 million and US\$875 million, respectively, and with various maturities in 2018 and 2017. As of December 31, 2017 and 2016, the net negative fair value of these currency forwards amounted to P445 and P38, respectively.

Commodity Swaps. The Group has outstanding swap agreements covering its oil requirements, with various maturities in 2018 and 2017. Under the agreements, payment is made either by the Group or its counterparty for the difference between the hedged fixed price and the relevant monthly average index price.

Total outstanding equivalent notional quantity covered by the commodity swaps were 42.6 million barrels and 26.3 million barrels for 2017 and 2016, respectively. The estimated net payouts for these transactions amounted to P1,181 and P676 as of December 31, 2017 and 2016, respectively.

Commodity Options. As of December 31, 2017 and 2016, the Group has no outstanding 3-way options designated as hedge of forecasted purchases of crude oil.

The call and put options can be exercised at various calculation dates with specified quantities on each calculation date.

Embedded Derivatives

Embedded foreign currency derivatives exist in certain US dollar-denominated sales and purchases contracts for various fuel products of the Parent Company. Under the sales and purchase contracts, the peso equivalent is determined using the average Philippine Dealing System rate on the month preceding the month of delivery.

As of December 31, 2017 and 2016, the total outstanding notional amount of currency forwards embedded in non-financial contracts is minimal. These non-financial contracts consist mainly of foreign currency-denominated service contracts, purchase orders and sales agreements. The embedded forwards are not clearly and closely related to their respective host contracts. As of December 31, 2017 and 2016, the net positive fair value of these embedded currency forwards is minimal.

For the years ended December 31, 2017, 2016 and 2015, the Group recognized marked-to-market gains (losses) from freestanding and embedded derivatives amounting to (P1,692), P824 and P936, respectively (Note 26).

Fair Value Changes on Derivatives

The net movements in the fair value of all derivative transactions in 2017 and 2016 are as follows:

	Note	2017	2016
Fair value at beginning of year		(P714)	(P241)
Net changes in fair value during the year	26	(1,692)	824
Fair value of settled instruments		780	(1,297)
Fair value at end of year		(P1,626)	(P714)

Fair Value Hierarchy

Financial assets and liabilities measured at fair value in the consolidated statements of financial position are categorized in accordance with the fair value hierarchy. This hierarchy groups financial assets and liabilities into three levels based on the significance of inputs used in measuring the fair value of the financial assets and liabilities.

The table below analyzes financial instruments carried at fair value, by valuation method as of December 31, 2017 and 2016. The different levels have been defined as follows:

- Level 1: quoted prices (unadjusted) in active markets for identical assets or liabilities;
- Level 2: inputs other than quoted prices included within Level 1 that are observable for the asset or liability, either directly or indirectly; and
- Level 3: inputs for the asset or liability are not based on observable market data.

2017	Level 1	Level 2	Total
Financial Assets:			
FVPL	P -	P171	P171
Derivative assets	-	165	165
AFS financial assets	201	330	531
Financial Liabilities:			
Derivative liabilities	-	(1,791)	(1,791)
2016	Level 1	Level 2	Total
Financial Assets:			
FVPL	P -	P157	P157
Derivative assets	-	64	64
AFS financial assets	141	338	479
Financial Liabilities:			
Derivative liabilities	-	(778)	(778)

The Group has no financial instruments valued based on Level 3 as of December 31, 2017 and 2016. During the year, there were no transfers between and into and out of Level 1 and Level 2 fair value measurements.

36. Registration with the Board of Investments (BOI)

Benzene, Toluene and Propylene Recovery Units

On October 20, 2005, the Parent Company registered with the BOI under the Omnibus Investments Code of 1987 (Executive Order 226) as: (1) a pioneer, new export producer status of Benzene and Toluene; and (2) a pioneer, new domestic producer status of Propylene. Under the terms of its registration, the Parent Company is subject to certain requirements principally that of exporting at least 50% of the combined production of Benzene and Toluene.

As a registered enterprise, the Parent Company is entitled to certain benefits on its production of petroleum products used as petrochemical feedstock, mainly, among others, Income Tax Holiday (ITH): (1) for six years from May 2008 or actual start of commercial operations, whichever is earlier, but in no case earlier than the date of registration for Benzene and Toluene; and (2) for six years from December 2007 or actual start of commercial operations, whichever is earlier, but in no case earlier than the date of registration for Propylene.

The BOI extended the Parent Company's ITH incentive for its propylene sales from December 2013 to November 2014 and for its benzene and toluene sales from May 2014 to April 2015.

RMP-2 Project

On June 3, 2011, the BOI approved the Parent Company's application under RA 8479 as an Existing Industry Participant with New Investment in Modernization/Conversion of Bataan Refinery's RMP-2. The BOI is extending the following major incentives:

- a. ITH for five years without extension or bonus year from July 2015 or actual start of commercial operations, whichever is earlier, but in no case earlier than the date of registration based on the formula of the ITH rate of exemption.
- b. Minimum duty of three percent and VAT on imported capital equipment and accompanying spare parts.
- c. Importation of consigned equipment for a period of five years from date of registration subject to posting of the appropriate re-export bond; provided that such consigned equipment shall be for the exclusive use of the registered activity.
- d. Tax credit on domestic capital equipment shall be granted on locally fabricated capital equipment which is equivalent to the difference between the tariff rate and the three percent duty imposed on the imported counterpart.
- e. Exemption from real property tax on production equipment or machinery.
- f. Exemption from contractor's tax.

The RMP-2 Project commenced its commercial operation on January 1, 2016 and the Parent Company availed of the ITH in 2016 and 2017.

On August 11, 2017, the BOI approved the Parent Company's application for the ITH incentive. The approval also covers the claim for income tax exemption in the Parent Company's 2016 Income Tax Return, subject to adjustment, if any, after the completion of the audit by the BIR.

Yearly certificates of entitlement have been timely obtained by the Parent Company to support its ITH credits in 2017 and 2016.

37. Segment Information

Management identifies segments based on business and geographic locations. These operating segments are monitored and strategic decisions are made on the basis of adjusted segment operating results. The CEO (the chief operating decision maker) reviews management reports on a regular basis.

The Group's major sources of revenues are as follows:

- a. Sales of petroleum and other related products which include gasoline, diesel and kerosene offered to motorists and public transport operators through its service station network around the country.
- b. Insurance premiums from the business and operation of all kinds of insurance and reinsurance, on sea as well as on land, of properties, goods and merchandise, of transportation or conveyance, against fire, earthquake, marine perils, accidents and all others forms and lines of insurance authorized by law, except life insurance.
- c. Lease of acquired real estate properties for petroleum, refining, storage and distribution facilities, gasoline service stations and other related structures.
- d. Sales on wholesale or retail and operation of service stations, retail outlets, restaurants, convenience stores and the like.
- e. Export sales of various petroleum and non-fuel products to other Asian countries such as China, Vietnam, Taiwan, Cambodia, Malaysia, Thailand, Indonesia, South Korea and Singapore.
- f. Sale of polypropylene resins to domestic plastic converters of yarn, film and injection molding grade plastic products.

Segment Assets and Liabilities

Segment assets include all operating assets used by a segment and consist principally of operating cash, receivables, inventories and property, plant and equipment, net of allowances and impairment. Segment liabilities include all operating liabilities and consist principally of accounts payable, wages, taxes currently payable and accrued liabilities. Segment assets and liabilities do not include deferred taxes.

Inter-segment Transactions

Segment revenues, expenses and performance include sales and purchases between operating segments. Transfer prices between operating segments are set on an arm's length basis in a manner similar to transactions with third parties. Such transfers are eliminated in consolidation.

Major Customer

The Group does not have a single external customer from which sales revenue generated amounted to 10% or more of the total revenue of the Group.

The following tables present revenue and income information and certain asset and liability information regarding the business segments as of and for the years ended December 31, 2017, 2016 and 2015.

	Petroleum	Insurance	Leasing	Marketing	Elimination/ Others	Total
2017						
Revenue:						
External sales	P433,879	P -	P -	P745	P -	P434,624
Inter-segment sales	199,117	83	584	-	(199,784)	-
Operating income	26,895	59	295	16	373	27,638
Net income	16,263	118	141	44	(2,479)	14,087
Assets and liabilities:						
Segment assets*	382,313	1,319	5,871	636	(52,316)	337,823
Segment liabilities*	248,118	291	4,439	108	(21,942)	231,014
Other segment information:						
Property, plant and equipment	172,212	-	-	134	5,344	177,690
Depreciation and amortization	10,952	-	9	18	-	10,979
Interest expense	8,487	-	164	-	(164)	8,487
Interest income	666	26	2	5	(164)	535
Income tax expense	4,648	16	27	3	61	4,755

*excluding deferred tax assets and liabilities

	Petroleum	Insurance	Leasing	Marketing	Elimination/ Others	Total
2016						
Revenue:						
External sales	P341,979	P -	P76	P1,823	(P38)	P343,840
Inter-segment sales	161,982	132	517	32	(162,663)	-
Operating income	23,208	104	271	48	166	23,797
Net income	10,495	125	96	63	43	10,822
Assets and liabilities:						
Segment assets*	363,812	1,106	5,604	720	(52,543)	318,699
Segment liabilities*	242,140	192	4,325	147	(22,457)	224,347
Other segment information:						
Property, plant and equipment	171,330	-	-	151	5,123	176,604
Depreciation and amortization	9,289	-	2	41	173	9,505
Interest expense	7,557	-	173	-	(173)	7,557
Interest income	651	22	2	5	(173)	507
Income tax expense	1,832	15	23	11	1,675	3,556

*excluding deferred tax assets and liabilities

	Petroleum	Insurance	Leasing	Marketing	Elimination/ Others	Total
2015						
Revenue:						
External sales	P357,908	P -	P33	P2,270	(P33)	P360,178
Inter-segment sales	158,171	107	509	55	(158,842)	-
Operating income	17,048	78	256	83	669	18,134
Net income	9,349	103	97	87	(3,366)	6,270
Assets and liabilities:						
Segment assets*	333,187	1,097	5,181	904	(46,313)	294,056
Segment liabilities*	216,062	178	4,004	313	(14,028)	206,529
Other segment information:						
Property, plant and equipment	156,319	-	-	208	5,070	161,597
Depreciation and amortization	6,164	-	2	39	67	6,272
Interest expense	5,533	-	183	-	(183)	5,533
Interest income	846	15	1	7	(183)	686
Income tax expense	3,479	11	35	21	109	3,655

*excluding deferred tax assets and liabilities

Inter-segment sales transactions amounted to P199,784, P162,663 and P158,842 for the years ended December 31, 2017, 2016 and 2015, respectively.

The following table presents additional information on the petroleum business segment of the Group as of and for the years ended December 31, 2017, 2017 and 2016:

	Reseller	Lube	Gasul	Industrial	Others	Total
2017						
Revenue	P212,840	P5,307	P22,850	P101,333	P91,549	P433,879
Property, plant and equipment	20,648	86	435	153	150,890	172,212
Capital expenditures	2,473	1	100	49	4,821	7,444
2016						
Revenue	161,415	4,445	17,922	83,650	74,547	341,979
Property, plant and equipment	18,557	110	384	210	152,069	171,330
Capital expenditures	3,214	1	89	110	21,920	25,334
2015						
Revenue	169,179	4,052	18,119	81,587	84,971	357,908
Property, plant and equipment	18,682	138	360	200	136,939	156,319
Capital expenditures	1,909	1	61	99	114,515	116,585

Geographical Segments

The following table presents segment assets of the Group as of December 31, 2017 and 2016.

	2017	2016
Local	P271,883	P261,761
International	65,940	56,938
	P337,823	P318,699

The following table presents revenue information regarding the geographical segments of the Group for the years ended December 31, 2017, 2016 and 2015.

	Petroleum	Insurance	Leasing	Marketing	Elimination/ Others	Total
2017						
Local	P271,117	P29	P584	P745	(P1,156)	P271,319
Export/international	361,879	54	-	-	(198,628)	163,305
2016						
Local	204,585	64	593	1,855	(1,686)	205,411
Export/international	299,375	68	-	-	(161,014)	138,429
2015						
Local	212,724	57	542	2,325	(2,014)	213,634
Export/international	303,355	50	-	-	(156,861)	146,544

38. Events After the Reporting Date

- a. On January 8, 2018, the Parent Company announced a tender offer to holders of its US\$750 million USCS with expiration deadline on January 16, 2018. Tenders amounted to US\$402 million and were settled by the Parent Company on January 22, 2018. The USCS redeemed pursuant to the Tender Offer were cancelled. Distributions and premiums paid related to the redemption amounted to US\$13.901 million (P1,010) and US\$12.059 million (P876), respectively.

On February 5, 2018, the Parent Company paid distributions amounting to US\$13.051 million (P963) to the holders of the remaining US\$348 million USCS.

- b. On January 19, 2018, the Parent Company issued US\$500 million Senior Perpetual Capital Securities (the "SPCS") with an issue price of 100% to partially refinance the Parent Company's existing US\$750 million USCS, for the repayment of indebtedness and for general corporate purposes, including capital expenditures. The SPCS were listed with the Singapore Exchange Securities Trading Ltd. on January 22, 2018.
- c. On March 13, 2018, the BOD of the Parent Company approved the declaration of cash dividends for common and series 2 preferred shareholders with the following details:

Type	Per Share	Record Date	Payment Date
Common	P0.15000	March 27, 2018	April 18, 2018
Series 2A	15.75000	April 12, 2018	May 3, 2018
Series 2B	17.14575	April 12, 2018	May 3, 2018
Series 2A	15.75000	July 16, 2018	August 3, 2018
Series 2B	17.14575	July 16, 2018	August 3, 2018

39. Other Matters

- a. Lease Agreements with PNOC

On October 20, 2017, the Parent Company filed with the Regional Trial Court (RTC) of Mandaluyong City a complaint against the PNOC for Resolution and Reconveyance, and Damages, with Verified Ex-Parte Application for 72-hour Temporary Restraining Order and Verified Applications for 20-day Temporary Restraining Order and Writ of Preliminary Injunction. In its complaint, the Parent Company seeks the reconveyance of the various landholdings it conveyed to PNOC in 1993 as a result of the government-mandated privatization of the Parent Company. These landholdings consist of the refinery lots in Limay, Bataan, 23 bulk plant sites and 66 service station lots located in different parts of the country. The Deeds of Conveyance covering the landholdings provide that the transfer of these lots to PNOC was without prejudice to the continued long-term use by the Parent Company of the conveyed lots for its business operation. Thus, PNOC and the Parent Company executed three lease agreements covering the refinery lots, the bulk plants, and the service station sites, all with an initial lease term of 25 years to expire in August 2018, with a provision for automatic renewal for another 25 years. In 2009, the Parent Company, through its realty subsidiary, NVRC, had an early renewal of the lease agreement for the refinery lots with an initial lease term of 30 years, renewable for another 25 years.

The complaint stemmed from PNOC's refusal to honor both the automatic renewal clause in the lease agreements for the bulk plants and the service station sites and the renewed lease agreement for the refinery lots on the alleged ground that all such lease agreements were grossly disadvantageous to PNOC, a government-owned-and-controlled corporation.

The Parent Company alleged that by unilaterally setting aside the renewal clauses of the lease agreements and by categorically declaring its refusal to honor them, PNOC committed a fundamental breach of such lease agreements with the Parent Company.

On December 11, 2017, the trial court granted the Parent Company's prayer for a writ of preliminary injunction, enjoining PNOC from committing any act aimed at ousting the Parent Company from possession of the subject properties until the case is decided. On December 29, 2017, the trial court mandated the conduct of mediation proceedings on February 5, 2018 before the Philippine Mediation Center. The case was still pending as of December 31, 2017.

The court-mandated mediation conference held at the Philippine Mediation Center in Mandaluyong City on February 5, 2018 was terminated without any agreement between the parties. In an Order dated February 28, 2018, upon motion of the Parent Company, the trial court directed that the case be returned to the Office of the Clerk of Court for re-raffle for the judicial dispute resolution proceeding. As of March 13, 2018, the Parent Company is awaiting the notice on the date for the re-raffle.

b. Tax Credit Certificates Related Cases

In 1998, the BIR issued a deficiency excise tax assessment against the Parent Company relating to its use of P659,000 worth of Tax Credit Certificate (TCCs) to pay certain excise tax obligations from 1993 to 1997. The TCCs were transferred to the Parent Company by suppliers as payment for fuel purchases. The Parent Company contested the BIR's assessment before the Court of Tax Appeals (CTA). In July 1999, the CTA ruled that as a fuel supplier of BOI-registered companies, the Parent Company was a qualified transferee of the TCCs and that the collection of the BIR of the alleged deficiency excise taxes was contrary to law. On March 21, 2012, the Court of Appeals (CA) promulgated a decision in favor of the Parent Company and against the BIR affirming the ruling of the CTA striking down the assessment issued by the BIR to the Parent Company. On April 19, 2012, a motion for reconsideration was filed by the BIR, which was denied by the CA in its resolution dated October 10, 2012. The BIR elevated the case to the Supreme Court through a petition for review on *certiorari* dated December 5, 2012. On June 17, 2013, the Parent Company filed its comment on the petition for review filed by the BIR. The petition was still pending as of December 31, 2017.

c. Pandacan Terminal Operations

In November 2001, the City of Manila enacted Ordinance No. 8027 reclassifying the areas occupied by the oil terminals of the Parent Company, Pilipinas Shell Petroleum Corporation (Shell) and Chevron Philippines Inc. (Chevron) from industrial to commercial. This reclassification made the operation of the oil terminals in Pandacan, Manila illegal. In December 2002, the Social Justice Society (SJS) filed a petition with the Supreme Court against the Mayor of Manila asking that the latter be ordered to enforce Ordinance 8027. In April 2003, the Parent Company filed a petition with the RTC to annul Ordinance No. 8027 and enjoin its implementation. On the basis of a *status quo* order issued by the RTC, Mayor of Manila ceased implementation of Ordinance No. 8027.

The City of Manila subsequently issued the Comprehensive Land Use Plan and Zoning Ordinance, which applied to the entire City of Manila. Ordinance No. 8119 allowed the Parent Company (and other non-conforming establishments) a seven-year grace period to vacate. As a result of the passage of Ordinance No. 8119, which was thought to effectively repeal Ordinance No. 8027, in April 2007, the RTC dismissed the petition filed by the Parent Company questioning Ordinance No. 8027.

However, on March 7, 2007, in the case filed by SJS, the Supreme Court rendered a decision (the "March 7 Decision") directing the Mayor of Manila to immediately enforce Ordinance No. 8027. On March 12, 2007, the Parent Company, together with Shell and Chevron, filed motions with the Supreme Court seeking intervention and reconsideration of the March 7 Decision. In the same year, the Parent Company also filed a petition before the RTC of Manila praying for the nullification of Ordinance No. 8119 on the grounds that the reclassification of the oil terminals was arbitrary, oppressive and confiscatory, and thus unconstitutional, and that the said Ordinance contravened the provisions of the Presidential Decree No. 1067, *Water Code of the Philippines*. On February 13, 2008, the Parent Company, Shell and Chevron were allowed by the Supreme Court to intervene in the case filed by SJS but their motions for reconsideration were denied. The Supreme Court declared Ordinance No. 8027 valid and dissolved all existing injunctions against the implementation of the Ordinance No. 8027.

In May 2009, Manila City Mayor Alfredo Lim approved Ordinance No. 8187, which amended Ordinance No. 8027 and Ordinance No. 8119 and permitted the continued operations of the oil terminals in Pandacan.

On August 24, 2012 (the "August 24 Decision"), the RTC of Manila ruled that Section 23 of Ordinance No. 8119 relating to the reclassification of subject oil terminals had already been repealed by Ordinance No. 8187; hence any issue pertaining thereto had become moot and academic. The RTC of Manila also declared Section 55 of Ordinance No. 8119 null and void for being in conflict with the Water Code. Nonetheless, the RTC upheld the validity of all other provisions of Ordinance No. 8119. The Parent Company filed with the RTC a Notice of Appeal to the Court of Appeals on January 23, 2013. In a decision dated September 19, 2017, the CA denied the appeal of the Parent Company, finding that Manila's Comprehensive Land Use Plan was valid, except for Section 55 of Ordinance No. 8119. Section 55, which imposed an easement of 10 meters from the riverbank to serve as a linear park, was struck down as invalid because it violated the Water Code which required only a three-meter easement. The Parent Company no longer filed a motion for reconsideration or elevated the matter to the Supreme Court since the issue has already become moot following the cessation by the Parent Company of the operations of its petroleum storage facilities in Pandacan in August 2015.

With regard to Ordinance No. 8187, petitions were filed before the Supreme Court, seeking for its nullification and the enjoinder of its implementation. The Parent Company filed a manifestation on November 30, 2010 informing the Supreme Court that, without prejudice to its position in the cases, it had decided to cease operation of its petroleum product storage facilities in Pandacan within five (5) years or not later than January 2016 due to the many unfounded environmental issues being raised that tarnish the image of the Parent Company and the various amendments being made to the zoning ordinances of the City of Manila when the composition of the local government changes that prevented the Parent Company from making long-term plans. In a letter dated July 6, 2012 (with copies to the offices of the Vice Mayor and the City Council of Manila), the Parent Company reiterated its commitment to cease the operation of its petroleum product storage facilities and transfer them to another location by January 2016.

On November 25, 2014, the Supreme Court issued a Decision (the “November 25 Decision”) declaring Ordinance No. 8187 unconstitutional and invalid with respect to the continued stay of the oil terminals in Pandacan. The Parent Company, Shell and Chevron were given 45 days from receipt of the November 25 Decision to submit a comprehensive plan and relocation schedule to the RTC of Manila and implement full relocation of their fuel storage facilities within six (6) months from the submission of the required documents. On March 10, 2015, acting on a Motion for Reconsideration filed by Shell, a Motion for Clarification filed by Chevron, and a Manifestation filed by the Parent Company, the Supreme Court denied Shell’s motion with finality and clarified that relocation and transfer necessarily included removal of the facilities in the Pandacan terminals and should be part of the required comprehensive plan and relocation schedule. On May 14, 2015, the Parent Company filed its submission in compliance with the November 25 Decision.

d. Oil Spill Incident in Guimaras

On August 11, 2006, MT Solar I, a third party vessel contracted by the Parent Company to transport approximately two million liters of industrial fuel oil, sank 13 nautical miles southwest of Guimaras, an island province in the Western Visayas region of the Philippines. In separate investigations by the Philippine Department of Justice (DOJ) and the Special Board of Marine Inquiry (SBMI), both agencies found the owners of MT Solar I liable. The DOJ found the Parent Company not criminally liable, but the SBMI found the Parent Company to have overloaded the vessel. The Parent Company has appealed the findings of the SBMI to the Philippine Department of Transportation and Communication (DOTC) and is awaiting its resolution. The Parent Company believes that SBMI can impose administrative penalties on vessel owners and crew, but has no authority to penalize other parties, such as the Parent Company, which are charterers.

Other complaints for non-payment of compensation for the clean-up operations during the oil spill were filed by a total of 1,063 plaintiffs who allegedly did not receive any payment of their claims for damages arising from the oil spill. The total claims amount to P292. The cases were pending as of December 31, 2017.

e. Other Proceedings

The Group is also a party to certain other proceedings arising out of the ordinary course of its business, including legal proceedings with respect to tax, regulatory and other matters. While the results of litigation cannot be predicted with certainty, management believes that the final outcome of these other proceedings will not have a material adverse effect on the Group’s business financial condition or results of operations.

f. The Group has unused letters of credit totaling approximately P19,515 and P21,638 as of December 31, 2017 and 2016, respectively.

PETRON CORPORATION AND SUBSIDIARIES
INDEX TO SUPPLEMENTARY SCHEDULES
DECEMBER 31, 2017

Statement of Management's Responsibility for the Consolidated Financial Statements

**Report of Independent Auditors on Supplementary Information
Filed Separately from the Consolidated Financial Statements**

Supplementary Schedules to the Consolidated Financial Statements

Supplementary Schedules of Annex 68 - E	<u>Page No.</u>
A. Financial Assets	NA ^(a)
B. Amounts Receivable from Directors, Officers, Employees, Related Parties and Principal Stockholders (Other than Related Parties)	NA ^(b)
C. Amounts Receivable and Payable from Related Parties which are Eliminated during the Consolidation of Financial Statements	1 - 2
D. Goodwill and Other Intangible Assets	3
E. Long-term Debt	4
F. Indebtedness to Related Parties	NA ^(c)
G. Guarantees of Securities of Other Issuers	NA
H. Capital Stock	5

^(a)Balance of Financial Assets at Fair Value Through Profit or Loss is less than 5% of total current assets.

^(b)Balance of account is less than 1% of the total assets of the Group and no individually significant advances over P100,000.

^(c)Balance of account is less than 5% of total assets of the Group

Map of the Conglomerate within which the Group belongs

Schedule of Philippine Financial Reporting Standards and Interpretations

Financial Soundness Indicators

**Report of Independent Auditors on Supplementary Information
Filed Separately from the Separate Financial Statements**

Supplementary Schedule to Separate Financial Statements

Reconciliation of Parent Company's Retained Earnings Available for Dividend Declaration



STATEMENT OF MANAGEMENT'S RESPONSIBILITY FOR CONSOLIDATED FINANCIAL STATEMENTS

The management of **Petron Corporation (the "Company") and Subsidiaries**, is responsible for the preparation and fair presentation of the consolidated financial statements including the schedules attached therein, for the years ended **December 31, 2017 and 2016**, in accordance with the prescribed financial reporting framework indicated therein, and for such internal control as management determines is necessary to enable the preparation of the consolidated financial statements that are free from material misstatement, whether due to fraud or error.

In preparing the consolidated financial statements, management is responsible for assessing the Company's ability to continue as a going concern, disclosing, as applicable matters related to going concern and using the going concern basis of accounting unless management either intends to liquidate the Company or to cease operations, or has no realistic alternative but to do so.

The Board of Directors is responsible for overseeing the Company's financial reporting process.

The Board of Directors reviews and approves the consolidated financial statements including the schedules attached therein, and submits the same to the stockholders.

R.G. Manabat & Co., the independent auditors appointed by the stockholders, has audited the consolidated financial statements of the Company in accordance with Philippine Standards on Auditing, and in its report to the stockholders, has expressed its opinion on the fairness of presentation upon completion of such audit.

EDUARDO M. COJUANGCO, JR.
Chairman

RAMON S. ANG
President and Chief Executive Officer

EMMANUEL E. ERANA
Senior Vice President and Chief Finance Officer

Signed this 13th day of March 2018



SUBSCRIBED AND SWORN TO before me, a Notary Public for and in the City of Mandaluyong, Metro Manila, this MAR 21 2018, affiants being personally known to me and signed this instrument in my presence and avowed under penalty of law to the whole truth of contents thereof.

Name	Competent Evidence of Identity	Date/Place of Issue
Eduardo M. Cojuangco, Jr.	Passport No. EC3542719	27 Feb 2015/ DFA Manila
Ramon S. Ang	Passport No. EC3542718	27 Feb 2015/ DFA Manila
Emmanuel E. Eraña	Passport No. EC2176330	23 Sep 2014/ DFA NCR Central

Doc. No. 404 ;
Page No. 82 ;
Book No. I ;
Series of 2018

DON VIC P. QUEZON
Notary Public for Mandaluyong City
40 San Miguel Avenue, 1550 Mandaluyong City
Appointment No. 0382-18
Until December 31, 2019
Attorney's Roll No. 56728
PTR No. 3388759/01-03-18/Mandaluyong
Lifetime IBP No. 08324
MCLE Compliance No. V-0020700/4-20-2016



R.G. Manabat & Co.
The KPMG Center, 9/F
6787 Ayala Avenue, Makati City
Philippines 1226
Telephone +63 (2) 885 7000
Fax +63 (2) 894 1985
Internet www.kpmg.com.ph
Email ph-inquiry@kpmg.com.ph

REPORT OF INDEPENDENT AUDITORS ON SUPPLEMENTARY INFORMATION

The Board of Directors and Stockholders
Petron Corporation
SMC Head Office Complex
40 San Miguel Avenue
Mandaluyong City

We have audited, in accordance with Philippine Standards on Auditing, the consolidated financial statements of Petron Corporation (the "Company") and Subsidiaries (the "Group") as at December 31, 2017 and 2016 and for each of the three years in the period ended December 31, 2017, and have issued our report thereon dated March 13, 2018.

Our audits were made for the purpose of forming an opinion on the consolidated financial statements of the Group taken as a whole. The supplementary information included in the following accompanying additional components is the responsibility of the Company's management.

- Supplementary Schedules of Annex 68-E
- Map of the Conglomerate
- Schedule of Philippine Financial Reporting Standards and Interpretations

This supplementary information is presented for purposes of complying with the Securities Regulation Code Rule 68, As Amended, and is not a required part of the consolidated financial statements. Such supplementary information has been subjected to the auditing procedures applied in the audits of the consolidated financial statements and, in our opinion, is fairly stated, in all material respects, in relation to the consolidated financial statements taken as a whole.

R.G. MANABAT & CO.

DARWIN P. VIROCEL
Partner
CPA License No. 0094495
SEC Accreditation No. 1386-AR, Group A, valid until June 14, 2020
Tax Identification No. 912-535-864
BIR Accreditation No. 08-001987-31-2016
Issued October 18, 2016; valid until October 17, 2019
PTR No. 6615157MD
Issued January 3, 2018 at Makati City

March 13, 2018
Makati City, Metro Manila

PETRON CORPORATION AND SUBSIDIARIES
SCHEDULE C - AMOUNTS RECEIVABLE FROM RELATED PARTIES WHICH ARE ELIMINATED
DURING THE CONSOLIDATION OF FINANCIAL STATEMENTS
DECEMBER 31, 2017
(Amounts in Millions)

NAME OF RELATED PARTY	BEGINNING BALANCE	ADDITIONS/ CTA/RECLASS/ OTHERS	AMOUNTS COLLECTED/ CREDIT MEMO	AMOUNTS WRITTEN OFF	TOTAL	CURRENT	NONCURRENT	ENDING BALANCE
Petron Corporation	6,558	25,735	(26,886)	-	5,407	1,171	4,236	5,407
Overseas Ventures Insurance Corporation Ltd.	9	37	(38)	-	8	8	-	8
Petrogen Insurance Corporation	17	799	(766)	-	50	50	-	50
Petron Freeport Corporation	-	-	-	-	-	-	-	-
Petron Singapore Trading Pte., Ltd.	15,545	174,133	(173,586)	-	16,092	16,092	-	16,092
Petron Marketing Corporation	18	1	(2)	-	17	17	-	17
New Ventures Realty Corporation and Subsidiaries	164	518	(508)	-	174	12	162	174
Limay Energen Corporation	-	-	-	-	-	-	-	-
Petron Global Limited	-	-	-	-	-	-	-	-
Petron Finance (Labuan) Limited	-	-	-	-	-	-	-	-
Petron Oil And Gas Mauritius Ltd. and Subsidiaries	1	-	(1)	-	-	-	-	-
Petrochemical Asia (HK) Limited and Subsidiaries	82	53	(63)	-	72	72	-	72
TOTAL	22,394	201,276	(201,850)	-	21,820	17,422	4,398	21,820

PETRON CORPORATION AND SUBSIDIARIES
SCHEDULE C - AMOUNTS PAYABLE TO RELATED PARTIES WHICH ARE ELIMINATED
DURING THE CONSOLIDATION OF FINANCIAL STATEMENTS
DECEMBER 31, 2017
(Amounts in Millions)

NAME OF RELATED PARTY	BEGINNING BALANCE	ADDITIONS/ CTA/RECLASS/ OTHERS	AMOUNTS PAID/ DEBIT MEMO	AMOUNTS WRITTEN OFF	TOTAL	CURRENT	NONCURRENT	ENDING BALANCE
Petron Corporation	14,948	175,365	(173,998)	-	16,315	16,153	162	16,315
Overseas Ventures Insurance Corporation Ltd.	9	8	-	-	17	17	-	17
Petrogen Insurance Corporation	39	477	(464)	-	52	50	2	52
Petron Freeport Corporation	45	545	(533)	-	57	56	1	57
Petron Singapore Trading Pte., Ltd.	2,358	24,416	(25,702)	-	1,072	1,070	2	1,072
Petron Marketing Corporation	(1)	3	(2)	-	-	-	-	-
New Ventures Realty Corporation and Subsidiaries	4,192	183	(101)	-	4,274	72	4,202	4,274
Limay Energen Corporation	-	-	-	-	-	-	-	-
Petron Global Limited	-	-	-	-	-	-	-	-
Petron Finance (Labuan) Limited	-	-	-	-	-	-	-	-
Petron Oil And Gas Mauritius Ltd. and Subsidiaries	804	279	(1,050)	-	33	4	29	33
Petrochemical Asia (Hk) Limited and Subsidiaries	-	-	-	-	-	-	-	-
TOTAL	22,394	201,276	(201,850)	-	21,820	17,422	4,398	21,820

PETRON CORPORATION AND SUBSIDIARIES
SCHEDULE D - GOODWILL AND OTHER INTANGIBLE ASSETS
DECEMBER 31, 2017
(Amounts in Millions)

Description	Beginning balance	Additions at cost	Charged to cost and expenses	Charged to other accounts	Other changes additions (deductions)	Ending balance
Goodwill:						
Cost	P 7,778	P -	P -	P -	P 797	P 8,575
Less: impairment for the year	298	-	-	-	-	298
	<u>P 7,480</u>	<u>P -</u>	<u>P -</u>	<u>P -</u>	<u>P 797</u>	<u>P 8,277</u>
Franchise Fee:						
Cost	P 17	P -	P -	P -	P -	P 17
Less: amortization for the year	17	-	-	-	-	17
	<u>P -</u>	<u>P -</u>	<u>P -</u>	<u>P -</u>	<u>P -</u>	<u>P -</u>
Computer Software:						
Cost	P 521	P 6	P -	P -	P 37	P 564
Less: amortization for the year	486	-	33	-	37	556
	<u>P 35</u>	<u>P 6</u>	<u>P (33)</u>	<u>P -</u>	<u>P 0</u>	<u>P 8</u>
Other Intangible Assets:						
Cost	P 204	P -	P -	P -	P -	P 204
Less: amortization for the year	31	-	20	-	-	51
	<u>P 173</u>	<u>P -</u>	<u>P (20)</u>	<u>P -</u>	<u>P -</u>	<u>P 153</u>

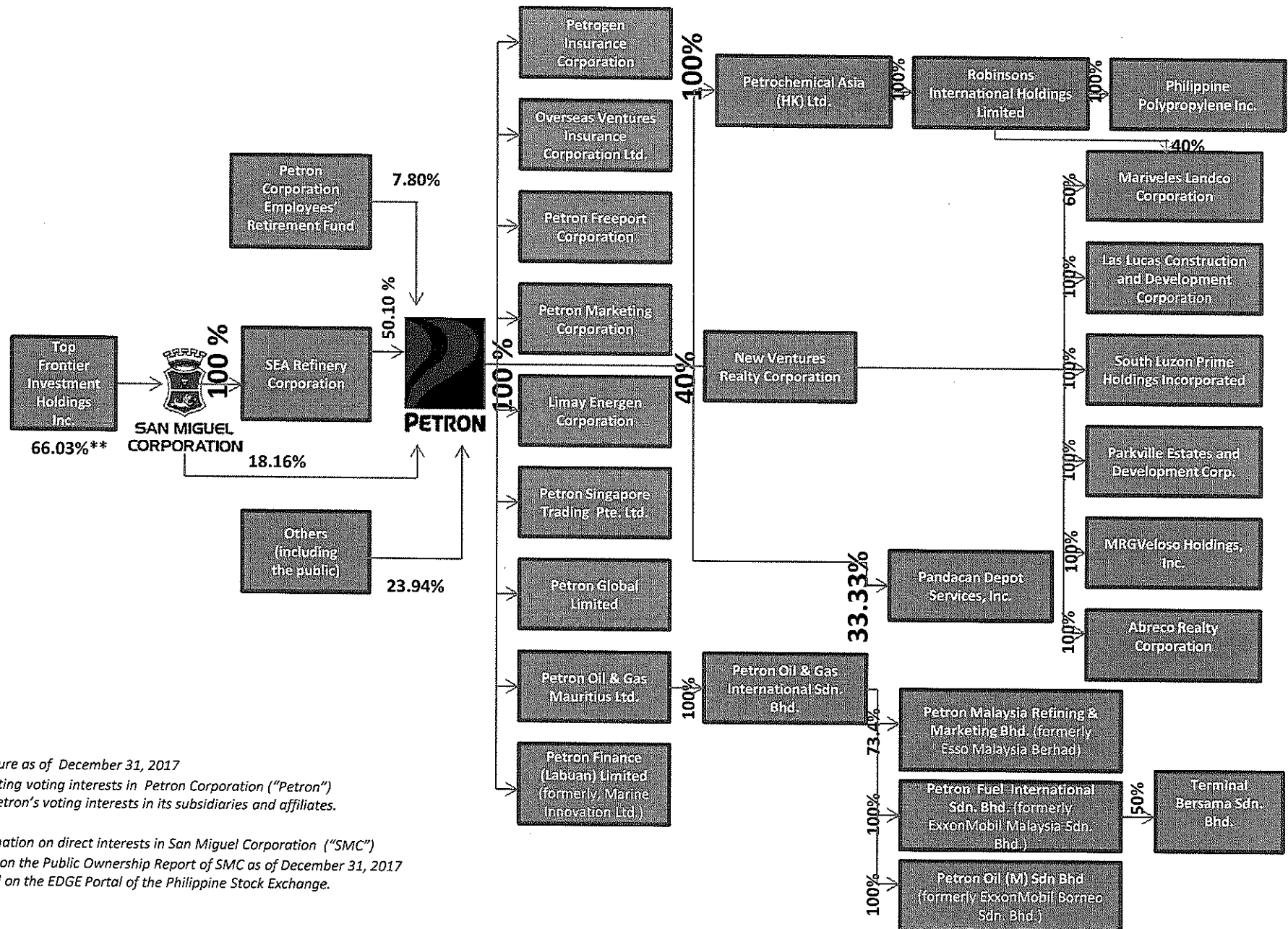
PETRON CORPORATION AND SUBSIDIARIES
SCHEDULE E - LONG-TERM DEBT
DECEMBER 31, 2017
(Amounts in Millions)

TITLE OF ISSUE	AGENT / LENDER	Outstanding Balance	Amount Shown as Current	Current and Long-term	INTEREST RATES	Number of Periodic Installments	Final Maturity
Unsecured term notes and bonds:							
<u>Peso denominated:</u>							
Fixed	Rizal Commercial Banking Corporation	P 3,384	P 673	P 3,369	6.3212%; 7.1827%	Amortized 7 years: 1% per annum for 6 years; 94% on final maturity; Amortized 10 years: 1% per annum for 9 years; 91% on final maturity	October 2018; October 2021
Fixed	Union Bank of the Philippines	5,000	995	4,986	5.4583%	2-yr grace period; amortized 5 years	October 2022
Fixed	Philippine Depository and Trust Corp.	13,000	-	12,896	4.0032%	Bullet	October 2021
Fixed	Philippine Depository and Trust Corp.	7,000	-	6,939	4.5219%	Bullet	October 2023
Fixed	BDO Unibank, Inc.	14,464	2,121	14,380	5.5276%	Amortized quarterly for 7 years	June 2024
Fixed	Bank of the Philippine Islands	10,000	-	9,950	5.7584%	Amortized quarterly beginning on the fifth quarter	December 2022
		<u>52,848</u>	<u>3,789</u>	<u>52,520</u>			
<u>Foreign currency - denominated:</u>							
Floating	Standard Chartered Bank (Hongkong) Limited	49,930	-	49,185	LIBOR + margin	2-year grace period; amortized 5 years	June 2022
		<u>49,930</u>	<u>-</u>	<u>49,185</u>			
Total Long-term Debt		P <u>102,778</u>	P <u>3,789</u>	P <u>101,705</u>			

PETRON CORPORATION AND SUBSIDIARIES
SCHEDULE H - CAPITAL STOCK
DECEMBER 31, 2017

Title of Issue	Number of Shares Authorized	Number of shares issued and outstanding as shown under related balance sheet caption	Number of shares reserved for options, warrants, conversion and other rights	Number of shares held by related parties	Directors and executive officers	Others
Common stock	9,375,104,497	9,375,104,497	Not applicable	7,130,912,221	1,819,290	2,242,372,986
Preferred stock		-	Not applicable	-	-	-
Series 2A Preferred	624,895,503	7,122,320	Not applicable	-	39,000	7,083,320
Series 2B Preferred		2,877,680	Not applicable	-	-	2,877,680

PETRON GROUP STRUCTURE (with Shareholdings in San Miguel Corporation)



* Structure as of December 31, 2017 indicating voting interests in Petron Corporation ("Petron") and Petron's voting interests in its subsidiaries and affiliates.

** Information on direct interests in San Miguel Corporation ("SMC") based on the Public Ownership Report of SMC as of December 31, 2017 posted on the EDGE Portal of the Philippine Stock Exchange.

PETRON CORPORATION AND SUBSIDIARIES

PHILIPPINE FINANCIAL REPORTING STANDARDS AND INTERPRETATIONS Effective as of December 31, 2017		Adopted	Not Adopted	Not Applicable
Framework for the Preparation and Presentation of Financial Statements Conceptual Framework Phase A: Objectives and qualitative characteristics		✓		
PFRSs Practice Statement Management Commentary		✓		
Philippine Financial Reporting Standards				
PFRS 1 (Revised)	First-time Adoption of Philippine Financial Reporting Standards			✓
	Amendments to PFRS 1 and PAS 27: Cost of an Investment in a Subsidiary, Jointly Controlled Entity or Associate			✓
	Amendments to PFRS 1: Additional Exemptions for First-time Adopters			✓
	Amendment to PFRS 1: Limited Exemption from Comparative PFRS 7 Disclosures for First-time Adopters			✓
	Amendments to PFRS 1: Severe Hyperinflation and Removal of Fixed Date for First-time Adopters			✓
	Amendments to PFRS 1: Government Loans			✓
	Annual Improvements to PFRSs 2009 -2011 Cycle: First-time Adoption of Philippine Financial Reporting Standards -Repeated Application of PFRS 1			✓
	Annual Improvements to PFRSs 2009 -2011 Cycle: Borrowing Cost Exemption			✓
	Annual Improvements to PFRSs 2011 -2013 Cycle: PFRS version that a first-time adopter can apply			✓
	Annual Improvements to PFRSs 2014 -2016 Cycle: Deletion of short-term exemptions for first-time adopters			✓
PFRS 2	Share-based Payment			✓
	Amendments to PFRS 2: Vesting Conditions and Cancellations			✓
	Amendments to PFRS 2: Group Cash-settled Share-based Payment Transactions			✓
	Annual Improvements to PFRSs 2010 -2012 Cycle: Meaning of 'vesting condition'			✓
	Amendments to PFRS 2: Classification and Measurement of Share-based Payment Transactions			✓
PFRS 3 (Revised)	Business Combinations	✓		
	Annual Improvements to PFRSs 2010 -2012 Cycle: Classification and measurement of contingent consideration	✓		
	Annual Improvements to PFRSs 2011 -2013 Cycle: Scope exclusion for the formation of joint arrangements	✓		
PFRS 4	Insurance Contracts	✓		
	Amendments to PAS 39 and PFRS 4: Financial Guarantee Contracts	✓		
	Amendments to PFRS 4: Applying PFRS 9, Financial Instruments with PFRS 4, Insurance Contracts		✓	

PHILIPPINE FINANCIAL REPORTING STANDARDS AND INTERPRETATIONS Effective as of December 31, 2017		Adopted	Not Adopted	Not Applicable
PFRS 5	Non-current Assets Held for Sale and Discontinued Operations	✓		
	Annual Improvements to PFRSs 2012 -2014 Cycle: Changes in method for disposal			✓
PFRS 6	Exploration for and Evaluation of Mineral Resources			✓
PFRS 7	Financial Instruments: Disclosures	✓		
	Amendments to PFRS 7: Transition	✓		
	Amendments to PAS 39 and PFRS 7: Reclassification of Financial Assets	✓		
	Amendments to PAS 39 and PFRS 7: Reclassification of Financial Assets - Effective Date and Transition	✓		
	Amendments to PFRS 7: Improving Disclosures about Financial Instruments	✓		
	Amendments to PFRS 7: Disclosures - Transfers of Financial Assets	✓		
	Amendments to PFRS 7: Disclosures -Offsetting Financial Assets and Financial Liabilities	✓		
	Amendments to PFRS 7: Mandatory Effective Date of PFRS 9 and Transition Disclosures	✓		
	Annual Improvements to PFRSs 2012 -2014 Cycle: 'Continuing involvement' for servicing contracts			✓
	Annual Improvements to PFRSs 2012 -2014 Cycle: Offsetting disclosures in condensed interim financial statements	✓		
PFRS 8	Operating Segments	✓		
	Annual Improvements to PFRSs 2010 -2012 Cycle: Disclosures on the aggregation of operating segments	✓		
PFRS 9	Financial Instruments (2014)		✓	
	Amendments to PFRS 9: Prepayment Features with Negative Compensation		✓	
PFRS 10	Consolidated Financial Statements	✓		
	Amendments to PFRS 10, PFRS 11, and PFRS 12: Consolidated Financial Statements, Joint Arrangements and Disclosure of Interests in Other Entities: Transition Guidance	✓		
	Amendments to PFRS 10, PFRS 12, and PAS 27 (2011): Investment Entities			✓
	Amendments to PFRS 10 and PAS 28: Sale or Contribution of Assets between an Investor and its Associate or Joint Venture		✓	
	Amendments to PFRS 10, PFRS 12 and PAS 28: Investment Entities: Applying the Consolidation Exception			✓
PFRS 11	Joint Arrangements	✓		
	Amendments to PFRS 10, PFRS 11, and PFRS 12: Consolidated Financial Statements, Joint Arrangements and Disclosure of Interests in Other Entities: Transition Guidance	✓		
	Amendments to PFRS 11: Accounting for Acquisitions of Interests in Joint Operations	✓		

PHILIPPINE FINANCIAL REPORTING STANDARDS AND INTERPRETATIONS Effective as of December 31, 2017		Adopted	Not Adopted	Not Applicable
PFRS 12	Disclosure of Interests in Other Entities	✓		
	Amendments to PFRS 10, PFRS 11, and PFRS 12: Consolidated Financial Statements, Joint Arrangements and Disclosure of Interests in Other Entities: Transition Guidance	✓		
	Amendments to PFRS 10, PFRS 12, and PAS 27 (2011): Investment Entities			✓
	Amendments to PFRS 10, PFRS 12 and PAS 28: Investment Entities: Applying the Consolidation Exception			✓
	Annual Improvements to PFRSs 2014 -2016 Cycle: Clarification of the scope of the standard	✓		
PFRS 13	Fair Value Measurement	✓		
	Annual Improvements to PFRSs 2010 -2012 Cycle: Measurement of short-term receivables and payables	✓		
	Annual Improvements to PFRSs 2011 -2013 Cycle: Scope of portfolio exception			✓
PFRS 14	Regulatory Deferral Accounts			✓
PFRS 15	Revenue from Contracts with Customers		✓	
PFRS 16	Leases		✓	
Philippine Accounting Standards				
PAS 1 (Revised)	Presentation of Financial Statements	✓		
	Amendment to PAS 1: Capital Disclosures	✓		
	Amendments to PAS 32 and PAS 1: Puttable Financial Instruments and Obligations Arising on Liquidation			✓
	Amendments to PAS 1: Presentation of Items of Other Comprehensive Income	✓		
	Annual Improvements to PFRSs 2009 -2011 Cycle: Presentation of Financial Statements -Comparative Information beyond Minimum Requirements	✓		
	Annual Improvements to PFRSs 2009 -2011 Cycle: Presentation of the Opening Statement of Financial Position and Related Notes	✓		
	Amendments to PAS 1: Disclosure Initiative	✓		
PAS 2	Inventories	✓		
PAS 7	Statement of Cash Flows	✓		
	Amendments to PAS 7: Disclosure Initiative	✓		
PAS 8	Accounting Policies, Changes in Accounting Estimates and Errors	✓		
PAS 10	Events after the Reporting Period	✓		
PAS 11	Construction Contracts			✓
PAS 12	Income Taxes	✓		
	Amendment to PAS 12: Deferred Tax: Recovery of Underlying Assets			✓
	Amendments to PAS 12: Recognition of Deferred Tax Assets for Unrealized Losses	✓		

PHILIPPINE FINANCIAL REPORTING STANDARDS AND INTERPRETATIONS Effective as of December 31, 2017		Adopted	Not Adopted	Not Applicable
PAS 16	Property, Plant and Equipment	✓		
	Annual Improvements to PFRSs 2009 -2011 Cycle: Property, Plant and Equipment -Classification of Servicing Equipment	✓		
	Annual Improvements to PFRSs 2010 -2012 Cycle: Restatement of accumulated depreciation (amortization) on revaluation (Amendments to PAS 16 and PAS 38)			✓
	Amendments to PAS 16 and PAS 38: Clarification of Acceptable Methods of Depreciation and Amortization	✓		
	Amendments to PAS 16 and PAS 41: Agriculture: Bearer Plants			✓
PAS 17	Leases	✓		
PAS 18	Revenue	✓		
PAS 19 (Amended)	Employee Benefits	✓		
	Amendments to PAS 19: Defined Benefit Plans: Employee Contributions	✓		
	Annual Improvements to PFRSs 2012 -2014 Cycle: Discount rate in a regional market sharing the same currency -e.g. the Eurozone			✓
PAS 20	Accounting for Government Grants and Disclosure of Government Assistance			✓
PAS 21	The Effects of Changes in Foreign Exchange Rates	✓		
	Amendment: Net Investment in a Foreign Operation	✓		
PAS 23 (Revised)	Borrowing Costs	✓		
PAS 24 (Revised)	Related Party Disclosures	✓		
	Annual Improvements to PFRSs 2010 -2012 Cycle: Definition of 'related party'	✓		
PAS 26	Accounting and Reporting by Retirement Benefit Plans			✓
PAS 27 (Amended)	Separate Financial Statements	✓		
	Amendments to PFRS 10, PFRS 12, and PAS 27 (2011): Investment Entities			✓
	Amendments to PAS 27: Equity Method in Separate Financial Statements	✓		
PAS 28 (Amended)	Investments in Associates and Joint Ventures	✓		
	Amendments to PFRS 10 and PAS 28: Sale or Contribution of Assets between an Investor and its Associate or Joint Venture		✓	
	Amendments to PFRS 10, PFRS 12 and PAS 28: Investment Entities: Applying the Consolidation Exception			✓
	Annual Improvements to PFRSs 2014 -2016 Cycle: Measuring an associate or joint venture at fair value			✓
	Amendments to PAS 28: Long-term Interests in Associates and Joint Ventures		✓	
PAS 29	Financial Reporting in Hyperinflationary Economies			✓

PHILIPPINE FINANCIAL REPORTING STANDARDS AND INTERPRETATIONS Effective as of December 31, 2017		Adopted	Not Adopted	Not Applicable
PAS 32	Financial Instruments: Disclosure and Presentation	✓		
	Amendments to PAS 32 and PAS 1: Puttable Financial Instruments and Obligations Arising on Liquidation			✓
	Amendment to PAS 32: Classification of Rights Issues			✓
	Amendments to PAS 32: Offsetting Financial Assets and Financial Liabilities	✓		
	Annual Improvements to PFRSs 2009 -2011 Cycle: Financial Instruments Presentation -Income Tax Consequences of Distributions	✓		
PAS 33	Earnings per Share	✓		
PAS 34	Interim Financial Reporting	✓		
	Annual Improvements to PFRSs 2009 -2011 Cycle: Interim Financial Reporting -Segment Assets and Liabilities	✓		
	Annual Improvements to PFRSs 2012 -2014 Cycle: Disclosure of information "elsewhere in the interim financial report"	✓		
PAS 36	Impairment of Assets	✓		
	Amendments to PAS 36: Recoverable Amount Disclosures for Non-Financial Assets	✓		
PAS 37	Provisions, Contingent Liabilities and Contingent Assets	✓		
PAS 38	Intangible Assets	✓		
	Annual Improvements to PFRSs 2010 -2012 Cycle: Restatement of accumulated depreciation (amortization) on revaluation (Amendments to PAS 16 and PAS 38)			✓
	Amendments to PAS 16 and PAS 38: Clarification of Acceptable Methods of Depreciation and Amortization	✓		
PAS 39	Financial Instruments: Recognition and Measurement	✓		
	Amendments to PAS 39: Transition and Initial Recognition of Financial Assets and Financial Liabilities	✓		
	Amendments to PAS 39: Cash Flow Hedge Accounting of Forecast Intragroup Transactions			✓
	Amendments to PAS 39: The Fair Value Option	✓		
	Amendments to PAS 39 and PFRS 4: Financial Guarantee Contracts			✓
	Amendments to PAS 39 and PFRS 7: Reclassification of Financial Assets	✓		
	Amendments to PAS 39 and PFRS 7: Reclassification of Financial Assets -Effective Date and Transition	✓		
	Amendments to Philippine Interpretation IFRIC-9 and PAS 39: Embedded Derivatives	✓		
	Amendment to PAS 39: Eligible Hedged Items	✓		
	Amendment to PAS 39: Novation of Derivatives and Continuation of Hedge Accounting	✓		

PHILIPPINE FINANCIAL REPORTING STANDARDS AND INTERPRETATIONS Effective as of December 31, 2017		Adopted	Not Adopted	Not Applicable
PAS 40	Investment Property	✓		
	Annual Improvements to PFRSs 2011 -2013 Cycle: Inter-relationship of PFRS 3 and PAS 40 (Amendment to PAS 40)	✓		
	Amendments to PAS 40: Transfers of Investment Property		✓	
PAS 41	Agriculture			✓
	Amendments to PAS 16 and PAS 41: Agriculture: Bearer Plants			✓
Philippine Interpretations				
IFRIC 1	Changes in Existing Decommissioning, Restoration and Similar Liabilities	✓		
IFRIC 2	Members' Share in Co-operative Entities and Similar Instruments			✓
IFRIC 4	Determining Whether an Arrangement Contains a Lease	✓		
IFRIC 5	Rights to Interests arising from Decommissioning, Restoration and Environmental Rehabilitation Funds			✓
IFRIC 6	Liabilities arising from Participating in a Specific Market - Waste Electrical and Electronic Equipment			✓
IFRIC 7	Applying the Restatement Approach under PAS 29 Financial Reporting in Hyperinflationary Economies			✓
IFRIC 9	Reassessment of Embedded Derivatives	✓		
	Amendments to Philippine Interpretation IFRIC - 9 and PAS 39: Embedded Derivatives	✓		
IFRIC 10	Interim Financial Reporting and Impairment	✓		
IFRIC 12	Service Concession Arrangements			✓
IFRIC 13	Customer Loyalty Programmes	✓		
IFRIC 14	PAS 19 - The Limit on a Defined Benefit Asset, Minimum Funding Requirements and their Interaction	✓		
	Amendments to Philippine Interpretations IFRIC - 14, Prepayments of a Minimum Funding Requirement	✓		
IFRIC 16	Hedges of a Net Investment in a Foreign Operation			✓
IFRIC 17	Distributions of Non-cash Assets to Owners	✓		
IFRIC 18	Transfers of Assets from Customers			✓
IFRIC 19	Extinguishing Financial Liabilities with Equity Instruments	✓		
IFRIC 20	Stripping Costs in the Production Phase of a Surface Mine			✓
IFRIC 21	Levies	✓		
IFRIC 22	Foreign Currency Transactions and Advance Consideration		✓	
IFRIC 23	Uncertainty over Income Tax Treatments		✓	
SIC-7	Introduction of the Euro			✓
SIC-10	Government Assistance - No Specific Relation to Operating Activities			✓
SIC-15	Operating Leases - Incentives	✓		

PHILIPPINE FINANCIAL REPORTING STANDARDS AND INTERPRETATIONS Effective as of December 31, 2017		Adopted	Not Adopted	Not Applicable
SIC-25	Income Taxes - Changes in the Tax Status of an Entity or its Shareholders			✓
SIC-27	Evaluating the Substance of Transactions Involving the Legal Form of a Lease	✓		
SIC-29	Service Concession Arrangements: Disclosures.			✓
SIC-31	Revenue - Barter Transactions Involving Advertising Services			✓
SIC-32	Intangible Assets - Web Site Costs			✓
Philippine Interpretations Committee Questions and Answers				
PIC Q&A 2006-01	PAS 18, Appendix, paragraph 9 -Revenue recognition for sales of property units under pre-completion contracts			✓
PIC Q&A 2006-02	PAS 27.10(d) -Clarification of criteria for exemption from presenting consolidated financial statements			✓
PIC Q&A 2007-01-Revised	PAS 1.103(a) -Basis of preparation of financial statements if an entity has not applied PFRSs in full			✓
PIC Q&A 2007-02	PAS 20.24.37 and PAS 39.43 - Accounting for government loans with low interest rates [see PIC Q&A No. 2008-02]			✓
PIC Q&A 2007-03	PAS 40.27 -Valuation of bank real and other properties acquired (ROPA)			✓
PIC Q&A 2007-04	PAS 101.7 -Application of criteria for a qualifying NPAE			✓
PIC Q&A 2008-01-Revised	PAS 19.78 -Rate used in discounting post-employment benefit obligations	✓		
PIC Q&A 2008-02	PAS 20.43 -Accounting for government loans with low interest rates under the amendments to PAS 20			✓
PIC Q&A 2009-01	Framework.23 and PAS 1.23 -Financial statements prepared on a basis other than going concern			✓
PIC Q&A 2009-02	PAS 39.AG71-72 -Rate used in determining the fair value of government securities in the Philippines	✓		
PIC Q&A 2010-01	PAS 39.AG71-72 -Rate used in determining the fair value of government securities in the Philippines	✓		
PIC Q&A 2010-02	PAS 1R.16 -Basis of preparation of financial statements	✓		
PIC Q&A 2010-03	PAS 1 Presentation of Financial Statements - Current/non-current classification of a callable term loan	✓		
PIC Q&A 2011-01	PAS 1.10(f) -Requirements for a Third Statement of Financial Position	✓		
PIC Q&A 2011-02	PFRS 3.2 -Common Control Business Combinations	✓		
PIC Q&A 2011-03	Accounting for Inter-company Loans	✓		
PIC Q&A 2011-04	PAS 32.37-38 -Costs of Public Offering of Shares	✓		
PIC Q&A 2011-05	PFRS 1.D1-D8 -Fair Value or Revaluation as Deemed Cost	✓		

PHILIPPINE FINANCIAL REPORTING STANDARDS AND INTERPRETATIONS Effective as of December 31, 2017		Adopted	Not Adopted	Not Applicable
PIC Q&A 2011-06	PFRS 3, Business Combinations (2008), and PAS 40, Investment Property -Acquisition of Investment properties -asset acquisition or business combination?	✓		
PIC Q&A 2012-01	PFRS 3.2 -Application of the Pooling of Interests Method for Business Combinations of Entities Under Common Control in Consolidated Financial Statements	✓		
PIC Q&A 2012-02	Cost of a New Building Constructed on the Site of a Previous Building			✓
PIC Q&A 2013-01	Applicability of SMEIG Final Q&As on the Application of IFRS for SMEs to Philippine SMEs			✓
PIC Q&A 2013-02	Conforming Changes to PIC Q&As - Cycle 2013	✓		
PIC Q&A 2013-03 (Revised)	PAS 19 -Accounting for Employee Benefits under a Defined Contribution Plan subject to Requirements of Republic Act (RA) 7641, The Philippine Retirement Law	✓		
PIC Q&A 2015-01	Conforming Changes to PIC Q&As - Cycle 2015	✓		
PIC Q&A 2016-01	Conforming Changes to PIC Q&As - Cycle 2016	✓		
PIC Q&A 2016-02	PAS 32 and PAS 38 - Accounting Treatment of Club Shares Held by an Entity	✓		
PIC Q&A 2016-04	Application of PFRS 15 "Revenue from Contracts with Customers" on Sale of Residential Properties under Pre-Completion Contracts			✓
PIC Q&A 2017-01	Conforming Changes to PIC Q&As - Cycle 2017	✓		
PIC Q&A 2017-02	PAS 2 and PAS 16 - Capitalization of operating lease cost as part of construction costs of a building	✓		
PIC Q&A 2017-03	PAS 28 - Elimination of profits and losses resulting from transactions between associates and/or joint ventures	✓		
PIC Q&A 2017-04	PAS 24 - Related party relationships between parents, subsidiary, associate and non-controlling shareholder	✓		
PIC Q&A 2017-05	PFRS 7 -Frequently asked questions on the disclosure requirements of financial instruments under PFRS 7, Financial Instruments: Disclosures	✓		
PIC Q&A 2017-06	PAS 2, 16 and 40 -Accounting for Collector's Items			✓
PIC Q&A 2017-07	PFRS 10 -Accounting for reciprocal holdings in associates and joint ventures			✓
PIC Q&A 2017-08	PFRS 10 -Requirement to prepare consolidated financial statements where an entity disposes of its single investment in a subsidiary, associate or joint venture	✓		
PIC Q&A 2017-09	PAS 17 and Philippine Interpretation SIC-15 - Accounting for payments between and among lessors and lessees	✓		
PIC Q&A 2017-10	PAS 40 - Separation of property and classification as investment property	✓		
PIC Q&A 2017-11	PFRS 10 and PAS 32 - Transaction costs incurred to acquire outstanding non-controlling interest or to sell non-controlling interest without a loss of control	✓		

PHILIPPINE FINANCIAL REPORTING STANDARDS AND INTERPRETATIONS Effective as of December 31, 2017		Adopted	Not Adopted	Not Applicable
PIC Q&A 2017-12	Subsequent Treatment of Equity Component Arising from Intercompany Loans			✓
PIC Q&A 2018-01	Voluntary changes in accounting policy			✓
PIC Q&A 2018-02	Non-controlling interests and goodwill impairment test	✓		
PIC Q&A 2018-03	Fair value of PPE and depreciated replacement cost	✓		
PIC Q&A 2018-04	Inability to measure fair value reliably for biological assets within the scope of PAS 41			✓
PIC Q&A 2018-05	Maintenance requirement of an asset held under lease	✓		
PIC Q&A 2018-06	Cost of investment in subsidiaries in SFS when pooling is applied			✓
PIC Q&A 2018-07	Cost of an associate, joint venture, or subsidiary in separate financial statements	✓		
PIC Q&A 2018-08	Accounting for the acquisition of non-wholly owned subsidiary that is not a business			✓
PIC Q&A 2018-09	Classification of deposits and progress payments as monetary or non-monetary items			✓
PIC Q&A 2018-10	Scope of disclosure of inventory write-down	✓		

Legend:

Adopted -means a particular standard or interpretation is relevant to the operations of the entity (even if it has no effect or no material effect on the financial statements), for which there may be a related particular accounting policy made in the financial statements and/or there are current transactions the amounts or balances of which are disclosed on the face or in the notes of the financial statements.

Not Adopted -means a particular standard or interpretation is effective but the entity did not adopt it due to either of these two reasons: 1) The entity has deviated or departed from the requirements of such standard or interpretation; or 2) The standard provides for an option to early adopt it but the entity decided otherwise.

Not Applicable -means the standard or interpretation is not relevant at all to the operations of the entity.

PETRON CORPORATION AND SUBSIDIARIES
FINANCIAL SOUNDNESS INDICATORS

Financial Ratios	Formula	December 31, 2017	December 31, 2016
Liquidity			
a) Current Ratio	$\frac{\text{Current Assets}}{\text{Current Liabilities}}$	1.17	0.79
Solvency			
b) Debt to Equity Ratio	$\frac{\text{Total Liabilities}}{\text{Total Equity}}$	2.39	2.59
c) Asset to Equity Ratio	$\frac{\text{Total Assets}}{\text{Total Equity}}$	3.39	3.59
Profitability			
d) Return on Average Equity	$\frac{\text{Net Income}}{\text{Average Total Equity}}$	14.95%	12.59%
e) Interest Rate Coverage Ratio	$\frac{\text{Earnings Before Interests, Taxes}}{\text{Interest Expense and Other Financing Charges}}$	3.22	2.90



R.G. Manabat & Co.
The KPMG Center, 9/F
6787 Ayala Avenue, Makati City
Philippines 1226
Telephone +63 (2) 885 7000
Fax +63 (2) 894 1985
Internet www.kpmg.com.ph
Email ph-inquiry@kpmg.com.ph

REPORT OF INDEPENDENT AUDITORS ON SUPPLEMENTARY INFORMATION

The Board of Directors and Stockholders
Petron Corporation
SMC Head Office Complex
40 San Miguel Avenue
Mandaluyong City

We have audited, in accordance with Philippine Standards on Auditing, the separate financial statements of Petron Corporation (the "Company"), which comprise the separate statements of financial position as at December 31, 2017 and 2016, and the separate statements of comprehensive income, separate statement of changes in equity and separate statements of cash flows for the years then ended, and have issued our report thereon dated March 13, 2018.

Our audits were made for the purpose of forming an opinion on the separate financial statements taken as a whole. The supplementary information included in the Reconciliation of Retained Earnings Available for Dividend Declaration is the responsibility of the Company's management. This supplementary information is presented for purposes of complying with the Securities Regulation Code Rule 68, As Amended, and is not a required part of the separate financial statements. Such supplementary information has been subjected to the auditing procedures applied in the audits of the separate financial statements and, in our opinion, is fairly stated, in all material respects, in relation to the separate financial statements taken as a whole.

R.G. MANABAT & CO.

DARWIN P. VIROCEL
Partner
CPA License No. 0094495
SEC Accreditation No. 1386-AR, Group A, valid until June 14, 2020
Tax Identification No. 912-535-864
BIR Accreditation No. 08-001987-31-2016
Issued October 18, 2016; valid until October 17, 2019
PTR No. 6615157MD
Issued January 3, 2018 at Makati City

March 13, 2018
Makati City, Metro Manila

PETRON CORPORATION
SMC Head Office Complex 40 San Miguel Avenue, Mandaluyong City
SCHEDULE OF RECONCILIATION OF RETAINED EARNINGS
AVAILABLE FOR DIVIDEND DECLARATION

December 31, 2017
(Amounts in Thousand Pesos)

*(Figures based on audited
financial statements)*

Unappropriated Retained Earnings, as adjusted to available for dividend distribution, beginning		P16,475,263
Add: Net income actually earned/realized during the period		
Net income during the period closed to Retained Earnings	P8,945,040	
Less: Non-actual/ unrealized income, net of tax:		
Unrealized foreign exchange gain - net (except those attributable to cash and cash equivalents)	597,450	
Adjustment due to deviation from PFRS/ GAAP - gain	43,484	
Other unrealized gains or adjustments to the retained earnings as a result of certain transactions accounted for under the PFRS	9,695	
Sub-total	650,629	
Add: Non-actual losses, net of tax:		
Adjustment due to deviation from PFRS/ GAAP - loss	6,350	
Net income actually earned during the period	8,300,761	8,300,761
Less:		
Dividend declarations during the period	(1,583,576)	
Distributions paid	(4,023,804)	
	(5,607,380)	(5,607,380)
TOTAL RETAINED EARNINGS, END AVAILABLE FOR DIVIDEND DECLARATION		P19,168,644